

US00D734990S

(12) **United States Design Patent**
Pople et al.

(10) **Patent No.:** **US D734,990 S**

(45) **Date of Patent:** **** Jul. 28, 2015**

- (54) **DINNERWARE WITH SURFACE ORNAMENTATION**
- (71) Applicant: **WKI Holding Company, Inc.**,
Rosemont, IL (US)
- (72) Inventors: **Julie Pople**, Albert Dock (GB);
Annbjorg Eide, Elmira, NY (US);
Timothy Kern Virkus, Painted Post, NY (US)
- (73) Assignee: **WKI Holding Company, Inc.**,
Rosemont, IL (US)
- (**) Term: **14 Years**
- (21) Appl. No.: **29/477,668**
- (22) Filed: **Dec. 24, 2013**
- (51) **LOC (10) Cl.** **07-01**
- (52) **U.S. Cl.**
USPC **D7/575**
- (58) **Field of Classification Search**
USPC D7/545, 586, 500, 543, 566, 620, 629,
D7/552.1, 354, 584, 360, 361, 571, 572,
D7/575, 576, 577, 505, 587; 220/751,
220/23.4, 574; D9/432; D30/127
See application file for complete search history.

D533,830 S *	12/2006	Miyazaki	D12/605
D546,628 S *	7/2007	Koennecke	D7/562
D546,629 S *	7/2007	Hayes et al.	D7/585
D592,671 S *	5/2009	Moshes	D14/484.1
D593,106 S *	5/2009	Moshes	D14/484.1
D612,616 S *	3/2010	Sanders et al.	D5/37
D613,985 S *	4/2010	Schwartz	D6/588
D655,616 S *	3/2012	Wanders	D9/661
D656,034 S *	3/2012	Wanders	D9/661
D668,066 S *	10/2012	Diringer	D5/66
D674,200 S *	1/2013	Carrasco	D6/300
D674,692 S *	1/2013	Chase et al.	D9/434
D694,578 S *	12/2013	Eide et al.	D7/396.4
D699,075 S *	2/2014	Mariotti	D7/521
2010/0307671 A1 *	12/2010	David	156/247

* cited by examiner

Primary Examiner — Cynthia Underwood

(74) *Attorney, Agent, or Firm* — McDermott Will & Emery LLP

(57) **CLAIM**

We claim the ornamental design for a dinnerware with surface ornamentation, as shown and described.

DESCRIPTION

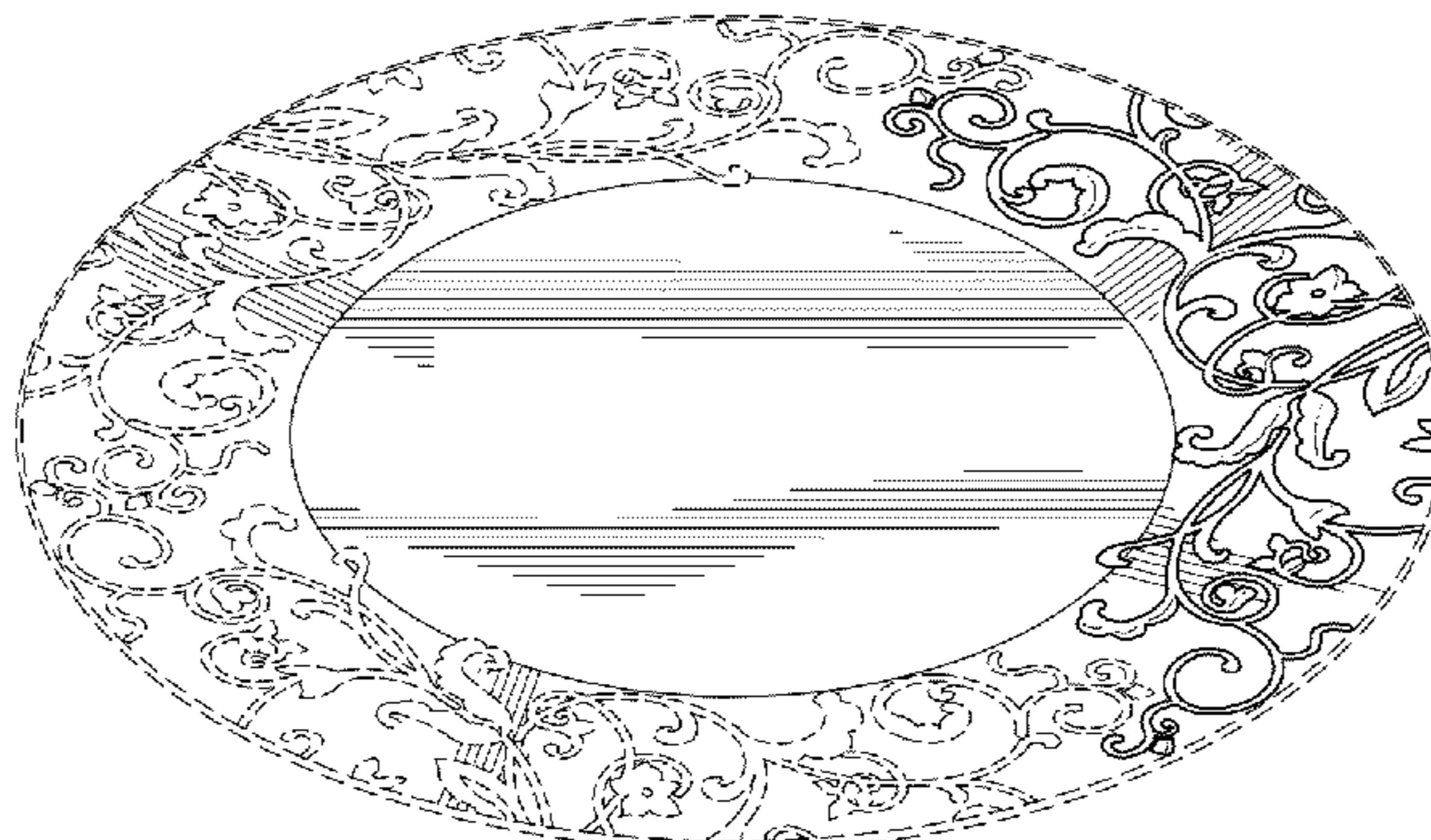
FIG. 1 is a first perspective view of a dinnerware with surface ornamentation according to the present invention.
 FIG. 2 is a second perspective view of the dinnerware with surface ornamentation of FIG. 1;
 FIG. 3 is a top plan view of the dinnerware with surface ornamentation of FIG. 1;
 FIG. 4 is a cross-sectional view of the dinnerware with surface ornamentation of FIG. 1 taken along the line 4-4;
 FIG. 5 is a front elevation view of the dinnerware with surface ornamentation of FIG. 1, the rear elevation view, and side elevation views being identical images thereof; and,
 FIG. 6 is a bottom plan view of the dinnerware with surface ornamentation of FIG. 1.
 The broken lines in the drawings depict environmental subject matter/or parts of the dinnerware with surface ornamentation only and form no part of the claimed design.

1 Claim, 3 Drawing Sheets

(56) **References Cited**

U.S. PATENT DOCUMENTS

D23,387 S *	6/1894	Von Grave	D6/300
D24,730 S *	10/1895	Sauer	D5/6
D64,532 S *	4/1924	De Passe	D7/575
D112,931 S *	1/1939	Buma	D7/575
2,642,390 A *	6/1953	Garofano	205/120
D176,145 S *	11/1955	Klingberg	D11/151
D194,933 S *	4/1963	Masuda	D7/576
D196,856 S *	11/1963	Masuda	D7/575
D201,506 S *	6/1965	Masuda	D7/576
D271,652 S *	12/1983	Saffell	D7/396.4
D456,306 S *	4/2002	Master	D11/151
D459,270 S *	6/2002	Kumar	D11/156
D517,863 S *	3/2006	Hayes et al.	D7/396.5



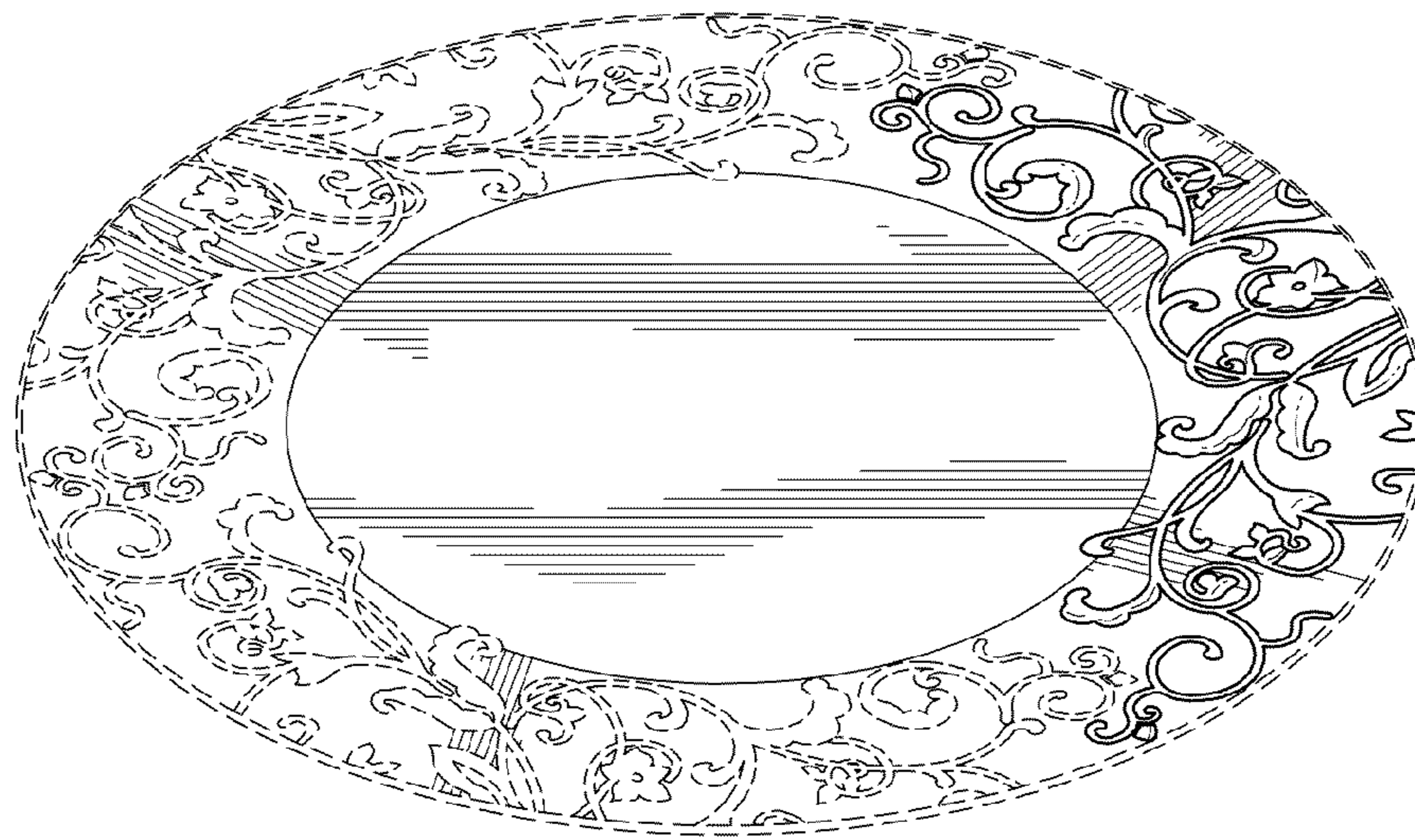


FIG. 1

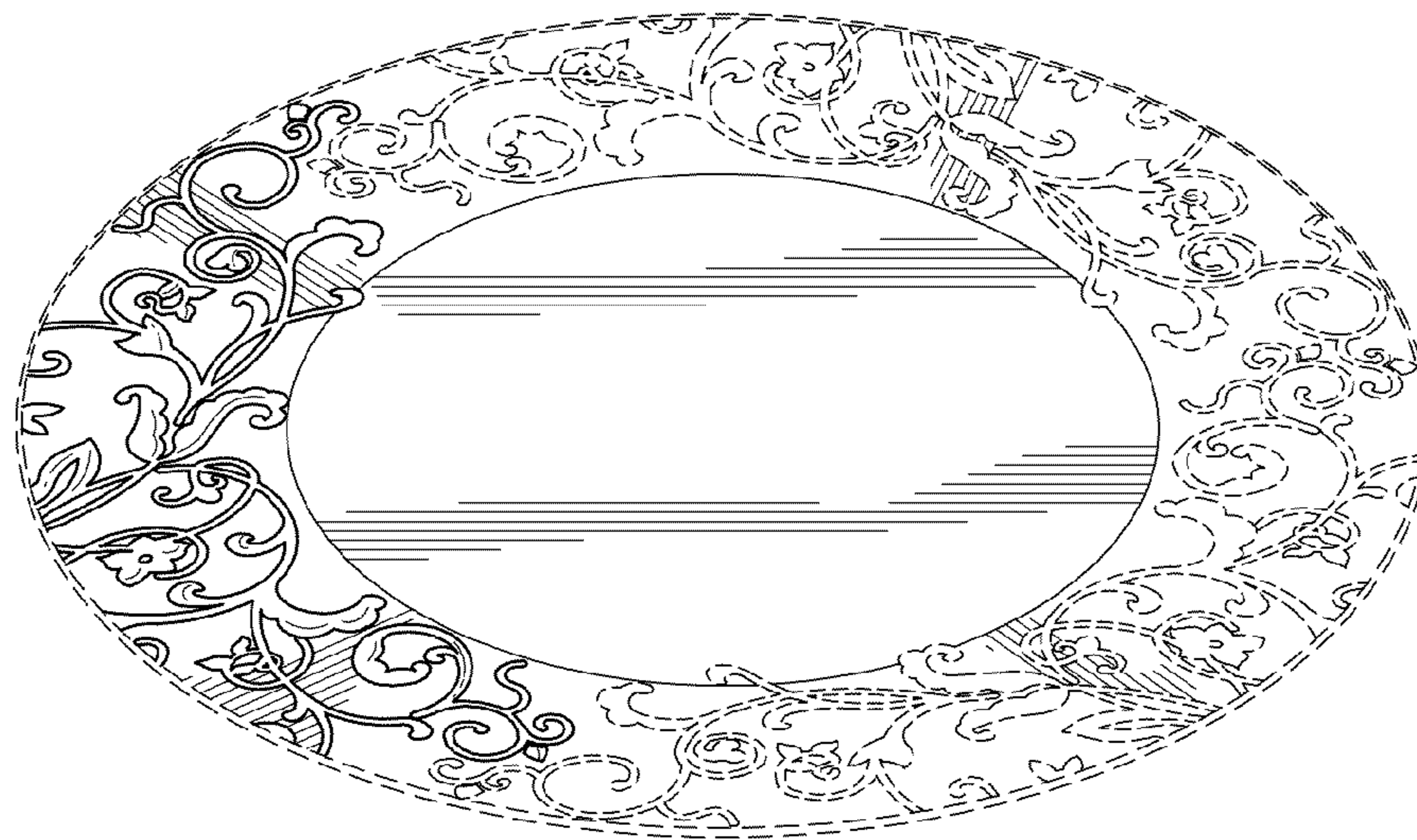


FIG. 2




FIG. 3



FIG. 4



FIG. 5

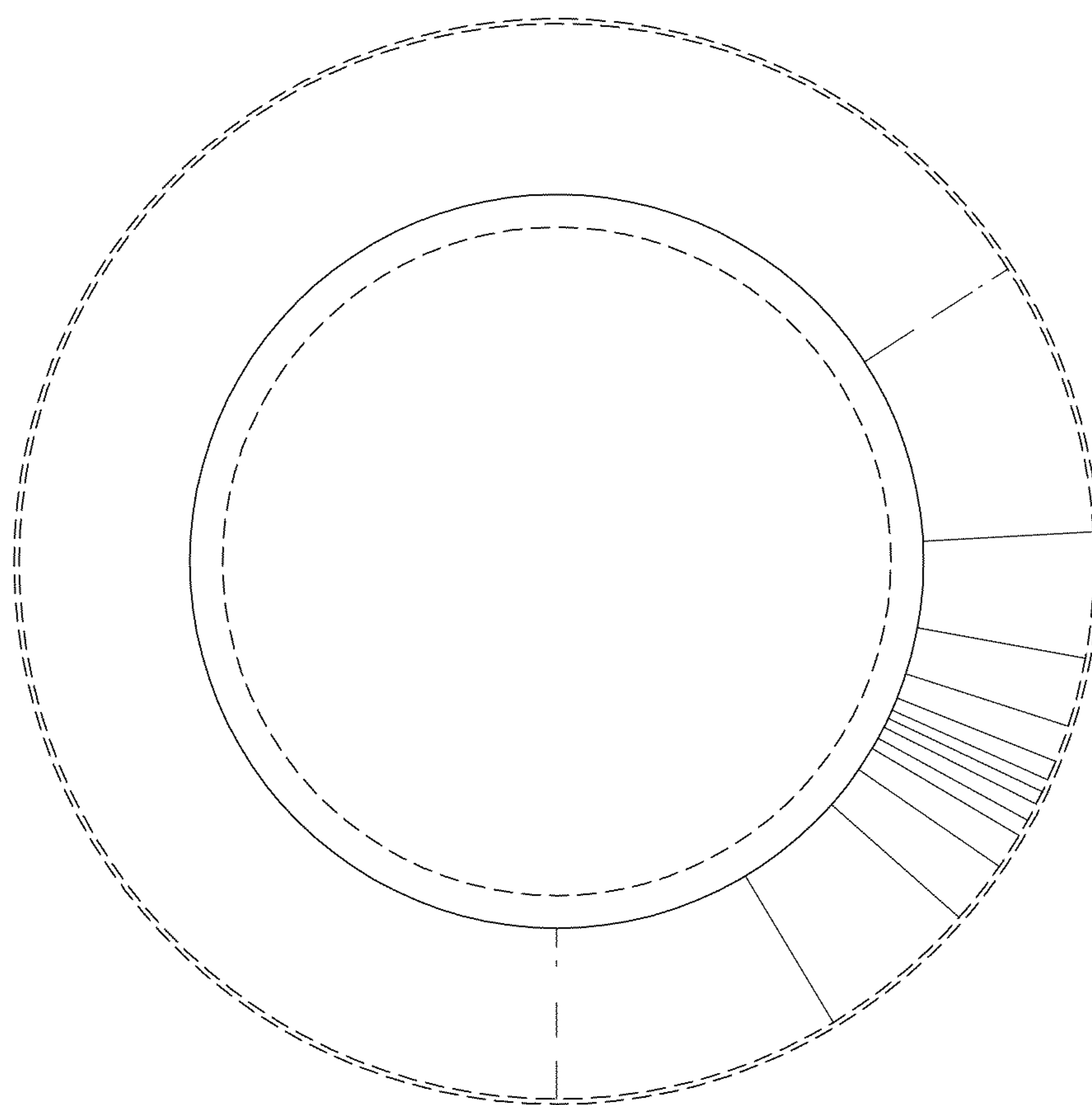


FIG. 6