



US00D734962S

(12) **United States Design Patent**
Kale

(10) **Patent No.:** **US D734,962 S**
(45) **Date of Patent:** **** Jul. 28, 2015**

(54) **PORTABLE CAR SEAT COOLING DEVICE**
(71) Applicant: **Christi Lyn Kale**, Henderson, NV (US)
(72) Inventor: **Christi Lyn Kale**, Henderson, NV (US)
(73) Assignee: **Christi L. Kale**, Henderson, NV (US)
(**) Term: **14 Years**

D655,120 S * 3/2012 King D6/611
D663,153 S * 7/2012 Kenkelen et al. D6/611
D665,173 S 8/2012 Matte
D680,360 S * 4/2013 Ogawa D6/611
D688,070 S * 8/2013 Oberg D6/611
D689,282 S 9/2013 Lindeman
D692,259 S * 10/2013 Janowski D6/611
D707,063 S * 6/2014 Daley D6/611
D716,585 S * 11/2014 Peterson D6/611
2012/0125957 A1 5/2012 Barber

(21) Appl. No.: **29/484,626**
(22) Filed: **Mar. 11, 2014**
(51) **LOC (10) Cl.** **06-13**
(52) **U.S. Cl.**
USPC **D6/611**
(58) **Field of Classification Search**
USPC D6/611, 610, 596, 601, 602, 603, 615,
D6/617, 621; D7/332, 334-337;
D12/401-405; 135/87, 88.01, 95;
150/165-167, 158, 154; 280/770;
296/136.01, 136.1, 136.11
See application file for complete search history.

* cited by examiner

Primary Examiner — Katrina A Betton

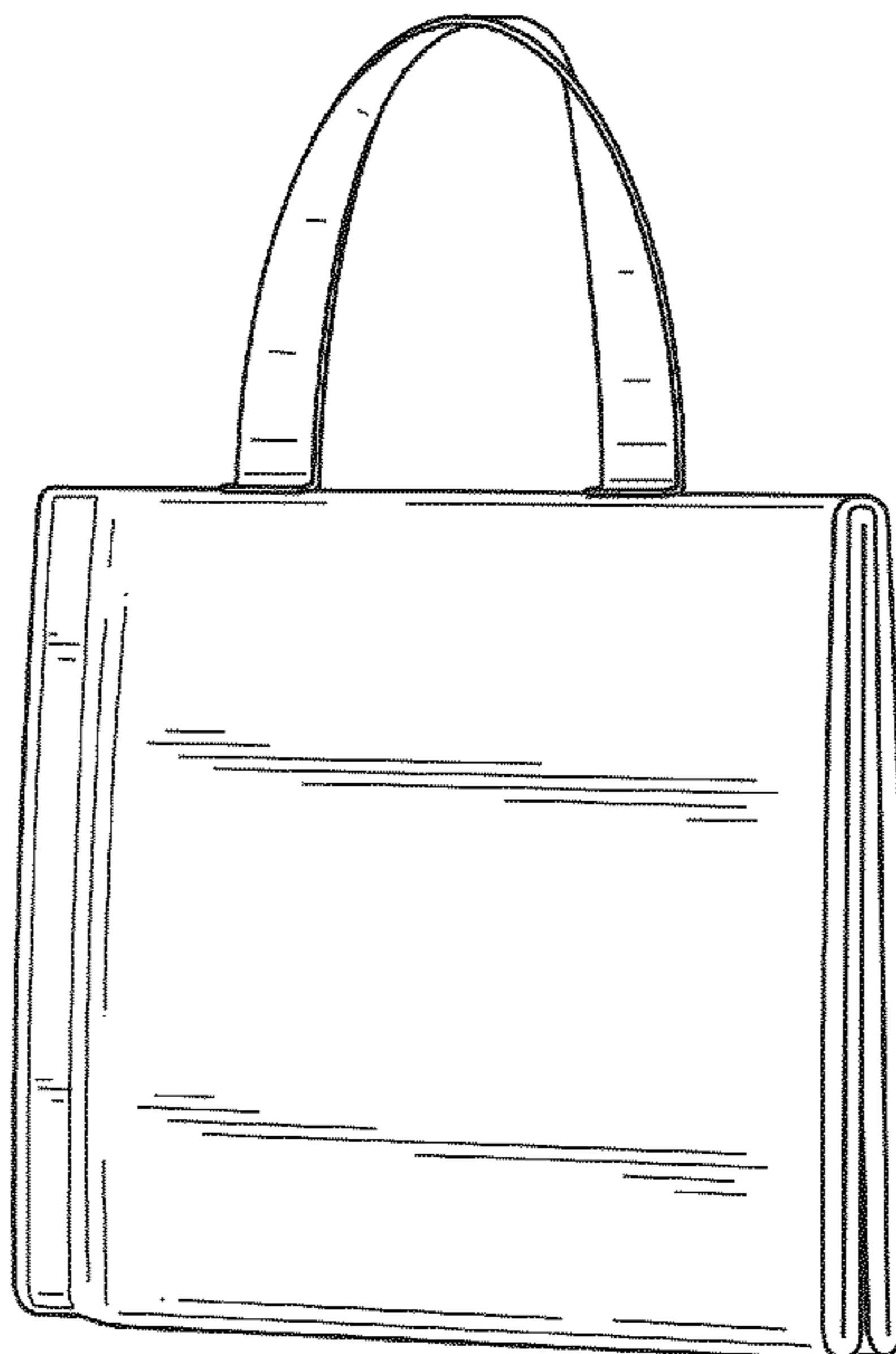
(57) **CLAIM**
The ornamental design for a portable car seat cooling device,
as shown and described.

DESCRIPTION

FIG. 1 is a perspective front view of a portable car seat cooling device;
FIG. 2 is a front elevation view of the portable car seat cooling device;
FIG. 3 is a rear elevation view of the portable car seat cooling device;
FIG. 4 is a left side elevation view of the portable car seat cooling device;
FIG. 5 is a right side elevation view of the portable car seat cooling device;
FIG. 6 is a top plan view of the portable car seat cooling device;
FIG. 7 is a bottom plan view of the portable car seat cooling device; and,
FIG. 8 is a perspective front view showing the invention in an in-use orientation with cooling packs partially inserted.

(56) **References Cited**
U.S. PATENT DOCUMENTS
2,719,557 A 10/1955 Bell
D185,346 S 6/1959 Chase
D323,744 S 2/1992 Casale
5,110,219 A 5/1992 Lopes
D366,145 S 1/1996 Hankins et al.
D408,137 S 4/1999 Leininger
D410,144 S 5/1999 Kay
D436,252 S 1/2001 Gribovsky
D476,225 S 6/2003 De La Garza
D598,784 S 8/2009 Anderson et al.

1 Claim, 3 Drawing Sheets



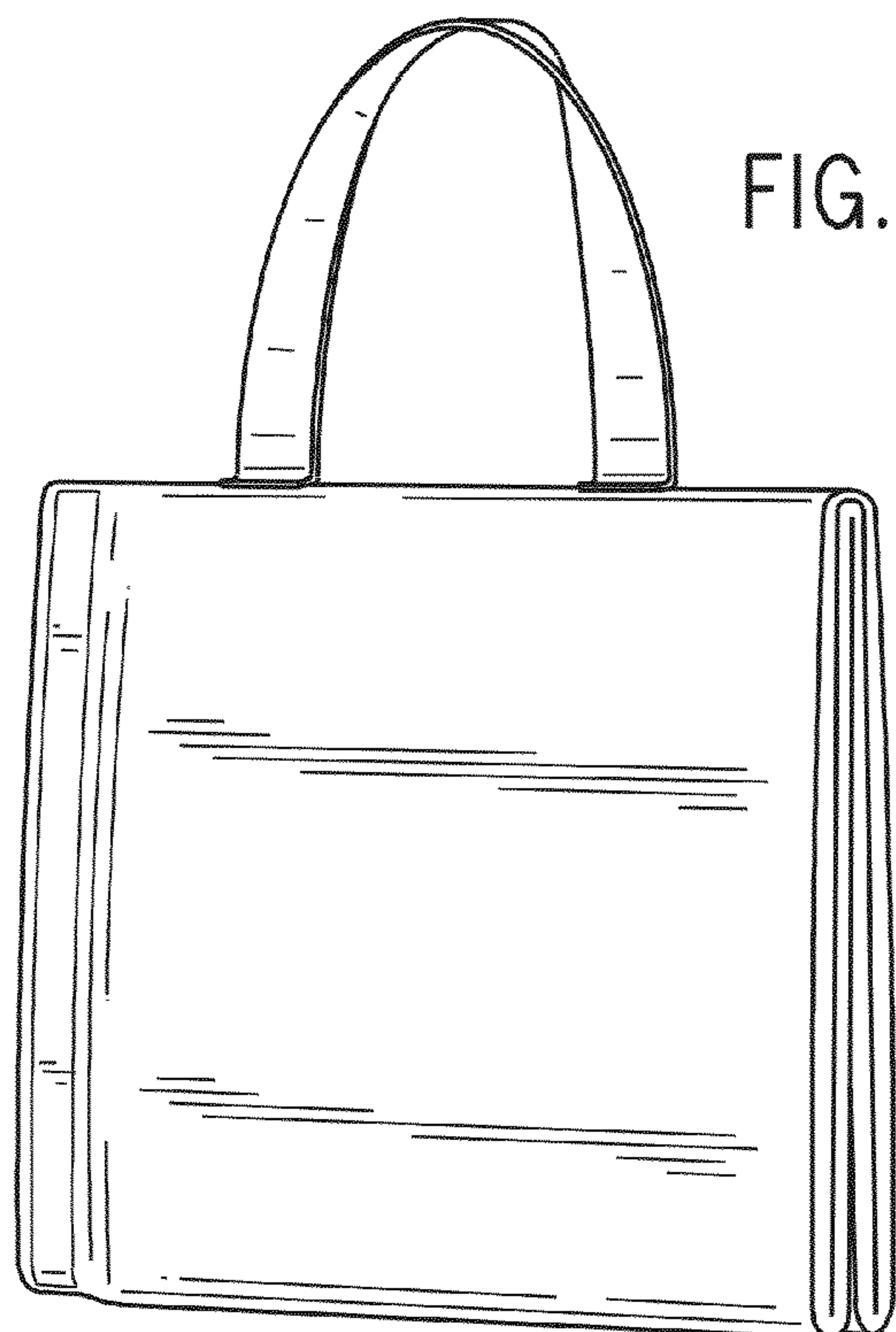


FIG. 1




FIG. 8

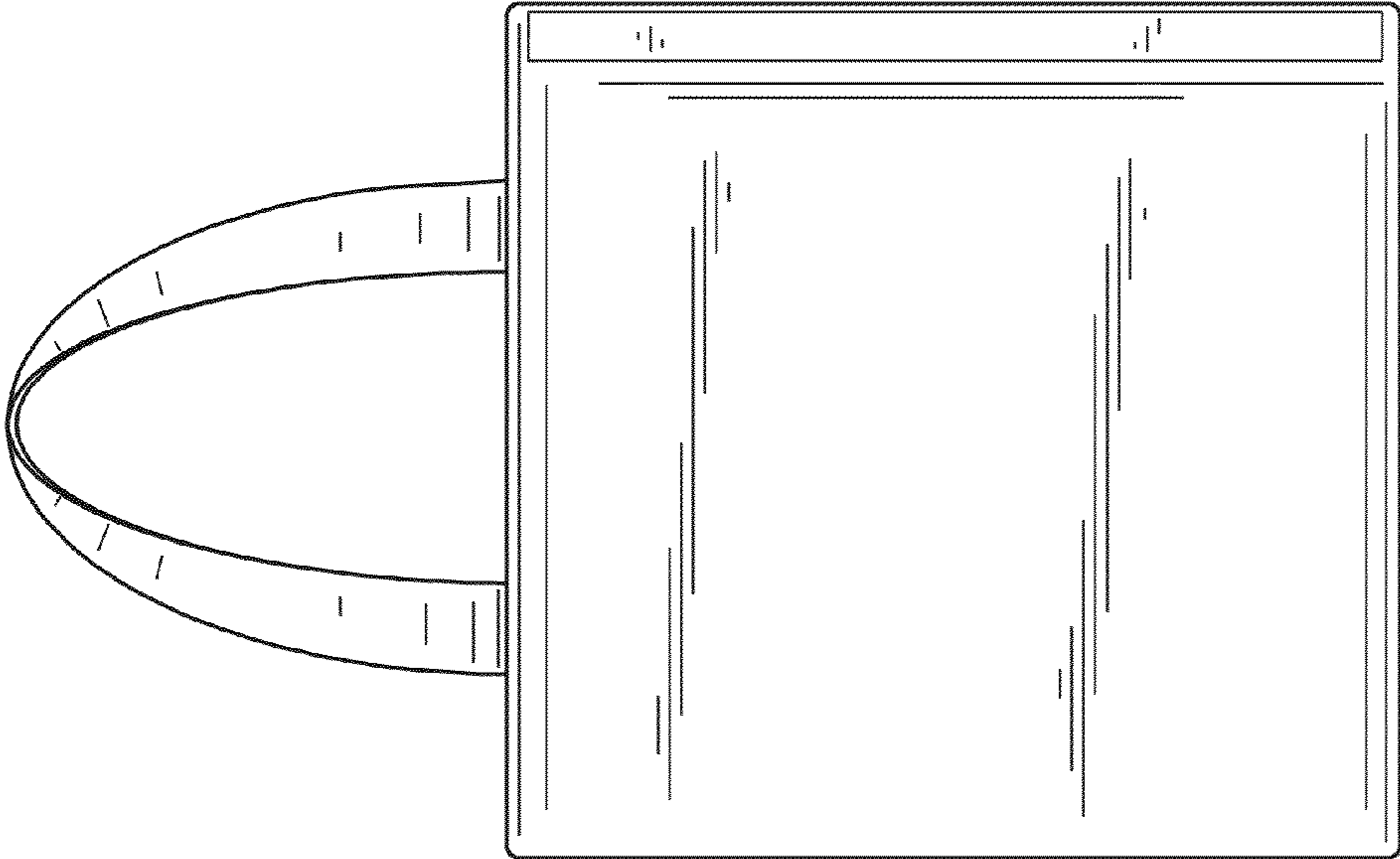


FIG. 3

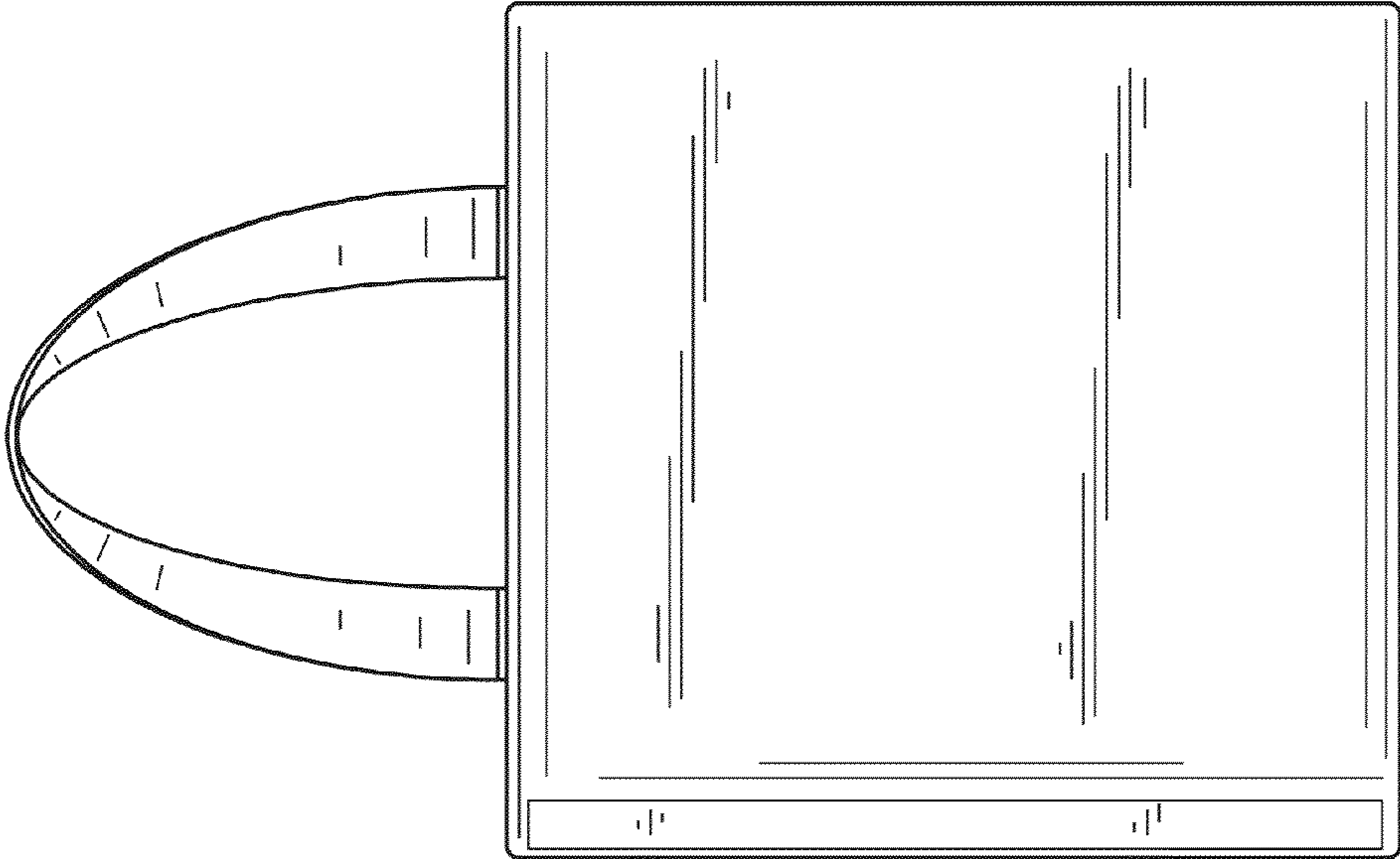


FIG. 2

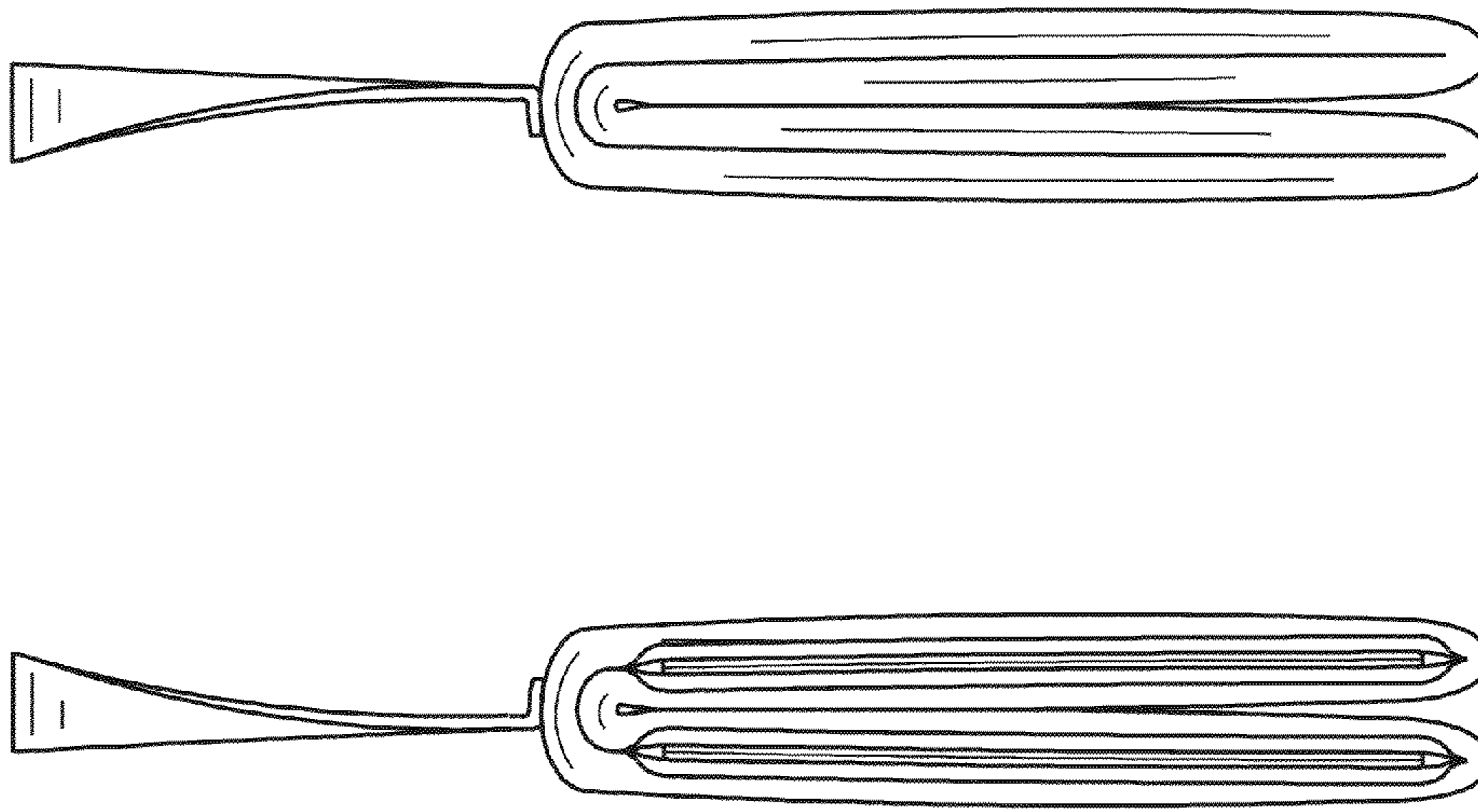


FIG. 4

FIG. 5

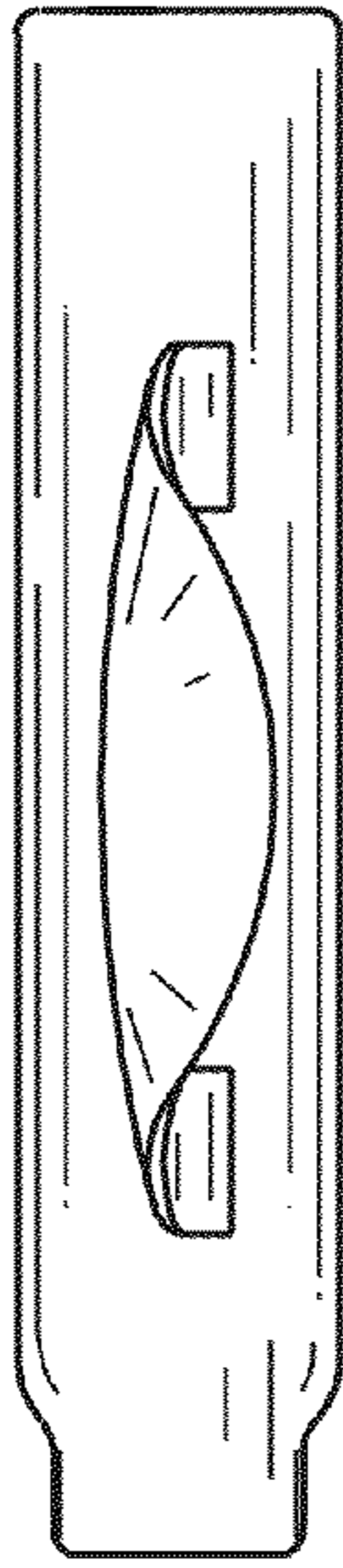


FIG. 6




FIG. 7