



US00D734961S

(12) **United States Design Patent**
Kale

(10) **Patent No.:** **US D734,961 S**
(45) **Date of Patent:** **** Jul. 28, 2015**

(54) **PORTABLE CAR SEAT COOLING DEVICE**
(71) Applicant: **Christi Lyn Kale**, Henderson, NV (US)
(72) Inventor: **Christi Lyn Kale**, Henderson, NV (US)
(73) Assignee: **Christi Lyn Kale**, Henderson, NV (US)
(**) Term: **14 Years**

D692,259 S * 10/2013 Janowski D6/611
D707,063 S * 6/2014 Daley D6/611
D716,585 S * 11/2014 Peterson D6/611

* cited by examiner

Primary Examiner — Katrina A Betton

(21) Appl. No.: **29/469,290**

(57) **CLAIM**
The ornamental design for a portable car seat cooling device, as shown and described.

(22) Filed: **Oct. 9, 2013**

DESCRIPTION

(51) **LOC (10) Cl.** **06-13**

(52) **U.S. Cl.**
USPC **D6/611**

(58) **Field of Classification Search**
USPC D6/611, 610, 596, 601, 602, 603, 615,
D6/617, 621; D7/332, 334-337;
D12/401-405; 135/87, 88.01, 95;
150/165-167, 158, 154; 280/770;
296/136.01, 136.1, 136.11

See application file for complete search history.

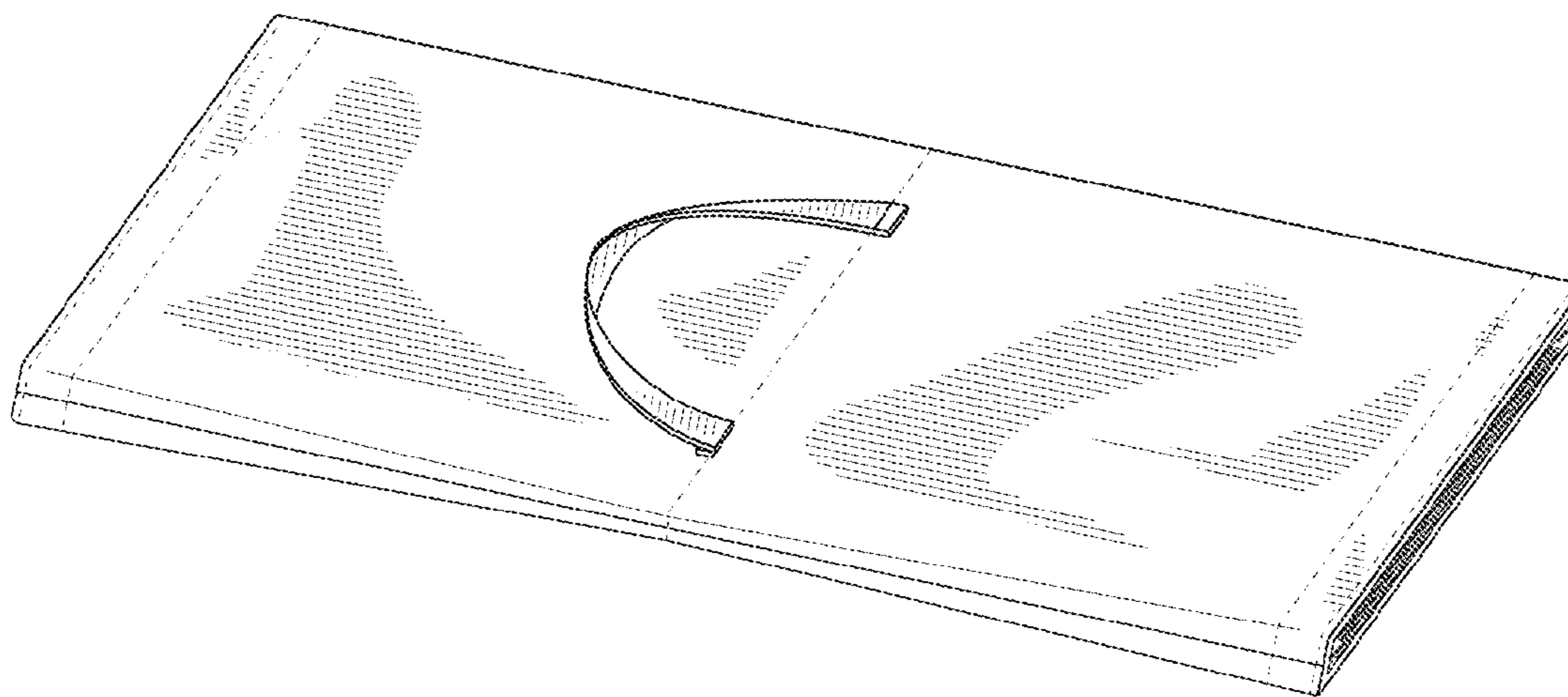
FIG. 1 is a perspective front view of a portable car seat cooling device;
FIG. 2 is a front elevation view of the portable car seat cooling device;
FIG. 3 is a rear elevation view of the portable car seat cooling device;
FIG. 4 is a left elevation view of the portable car seat cooling device;
FIG. 5 is a right elevation view of the portable car seat cooling device;
FIG. 6 is a top elevation view of the portable car seat cooling device;
FIG. 7 is a bottom elevation view of the portable car seat cooling device; and,
FIG. 8 is a perspective front view of the portable car seat cooling device folded in half.

(56) **References Cited**

U.S. PATENT DOCUMENTS

D655,120 S * 3/2012 King D6/611
D663,153 S * 7/2012 Kenkelen et al. D6/611
D680,360 S * 4/2013 Ogawa D6/611
D688,070 S * 8/2013 Oberg D6/611

1 Claim, 3 Drawing Sheets



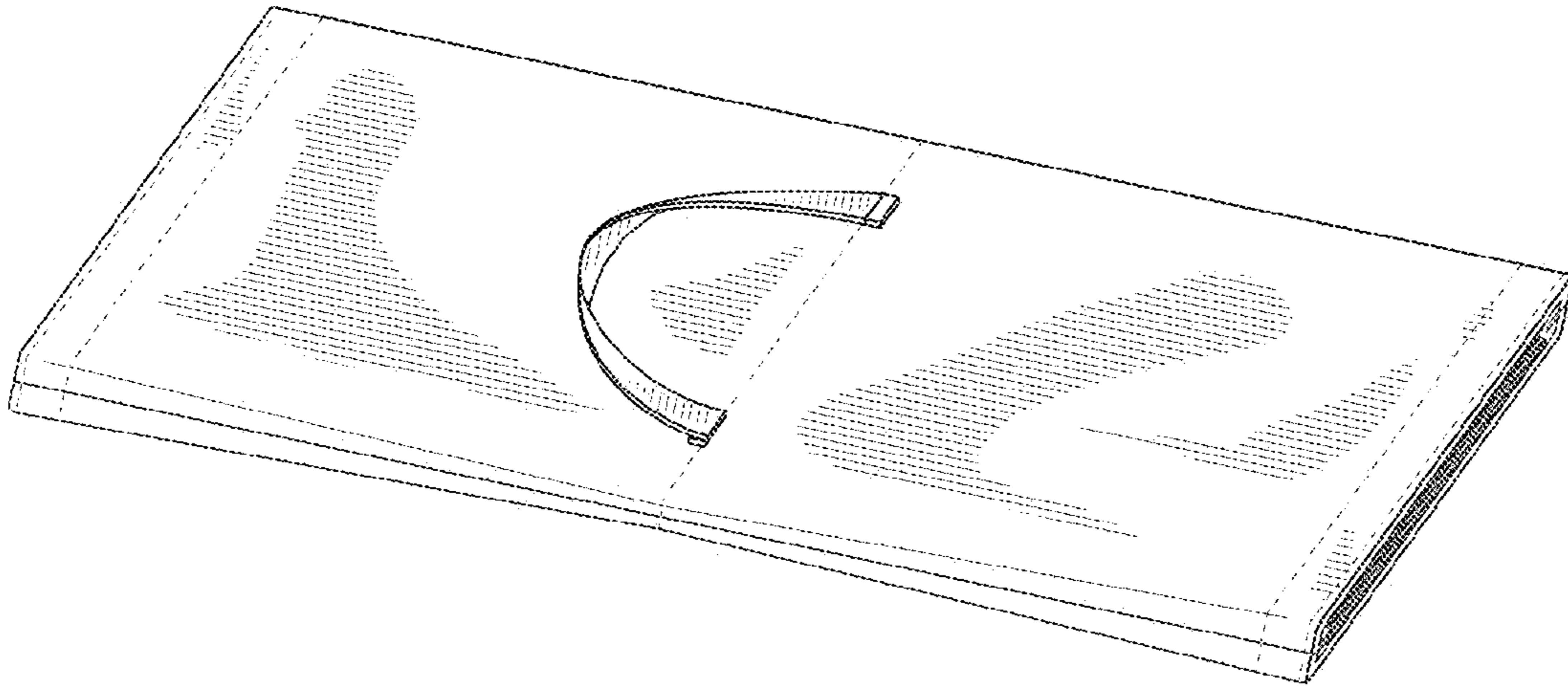


FIG. 1




FIG. 2




FIG. 3




FIG. 4

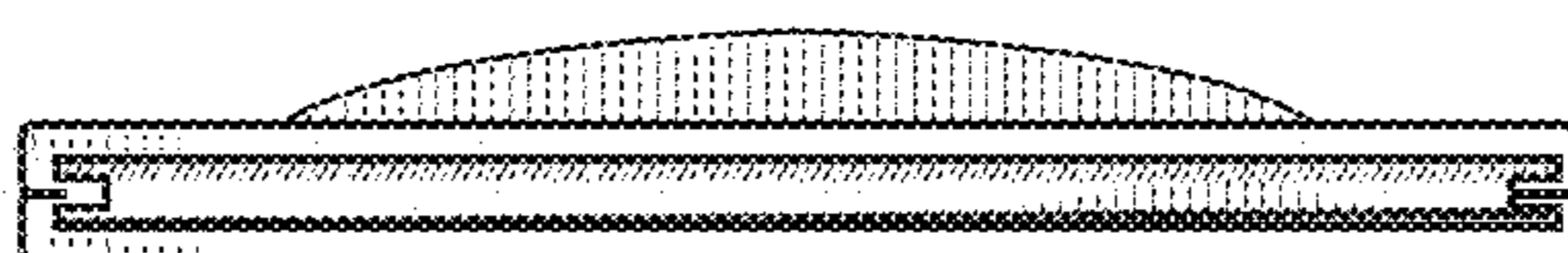


FIG. 5

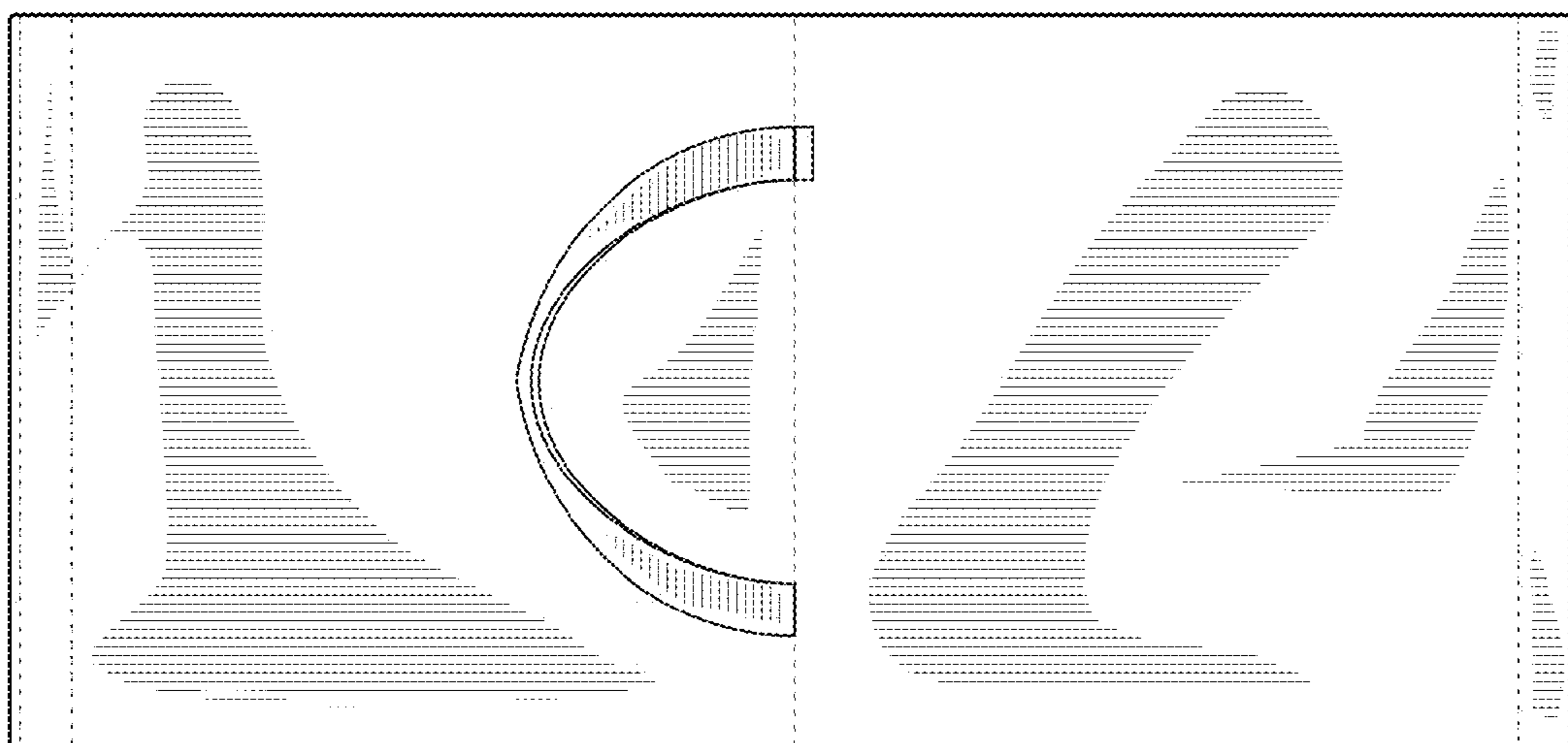


FIG. 6




FIG. 7




FIG. 8