



US00D734945S

(12) **United States Design Patent**  
**Morrison et al.**

(10) **Patent No.:** **US D734,945 S**  
(45) **Date of Patent:** **\*\* Jul. 28, 2015**

- (54) **CARRYING CASE**
- (71) Applicant: **Church of Spiritual Technology**,  
Hollywood, CA (US)
- (72) Inventors: **Reiko Morrison**, Westlake Village, CA  
(US); **Russell Bellin**, Los Angeles, CA  
(US); **Tylor Garland**, Los Angeles, CA  
(US)
- (73) Assignee: **Church of Spiritual Technology**,  
Hollywood, CA (US)
- (\*\*) Term: **14 Years**
- (21) Appl. No.: **29/452,214**
- (22) Filed: **Apr. 12, 2013**
- (51) **LOC (10) Cl.** ..... **03-01**
- (52) **U.S. Cl.**  
USPC ..... **D3/282; D3/294**
- (58) **Field of Classification Search**  
USPC ..... D3/900, 276, 232, 273, 282, 281, 291,  
D3/294, 274, 283, 301, 905, 901;  
190/100-127, 900  
See application file for complete search history.

D466,295 S *	12/2002	Snider .....	D3/276
D506,611 S *	6/2005	Hiller et al. ....	D3/294
D506,868 S *	7/2005	Kavovit .....	D3/282
D507,877 S *	8/2005	Lin .....	D3/282
D509,960 S *	9/2005	Yeung .....	D3/294
D516,811 S *	3/2006	Kahle et al. ....	D3/282
D527,182 S *	8/2006	Ham .....	D3/294
D548,968 S *	8/2007	Brown .....	D3/294
D566,484 S *	4/2008	George .....	D7/629
D644,434 S *	9/2011	Miles et al. ....	D3/279
D678,676 S *	3/2013	Bettua et al. ....	D3/276
D692,236 S *	10/2013	Ashkenazy .....	D3/289

\* cited by examiner

*Primary Examiner* — Jennifer Rivard  
*Assistant Examiner* — April Rivas

(74) *Attorney, Agent, or Firm* — Robert A. Seldon

(57) **CLAIM**

The ornamental design for a carrying case, as shown and described.

**DESCRIPTION**

FIG. 1 is a front perspective view of a carrying case constructed in accordance with the invention;  
 FIG. 2 is a front elevation view of the carrying case illustrated in FIG. 1;  
 FIG. 3 is a right side elevation view of the carrying case illustrated in FIG. 1, a left side elevation view being a mirror image thereof;  
 FIG. 4 is a top plan view of the carrying case illustrated in FIG. 1;  
 FIG. 5 is a bottom plan view of the carrying case illustrated in FIG. 1; and,  
 FIG. 6 is a rear elevation view of the carrying case illustrated in FIG. 1.

**1 Claim, 4 Drawing Sheets**

(56) **References Cited**

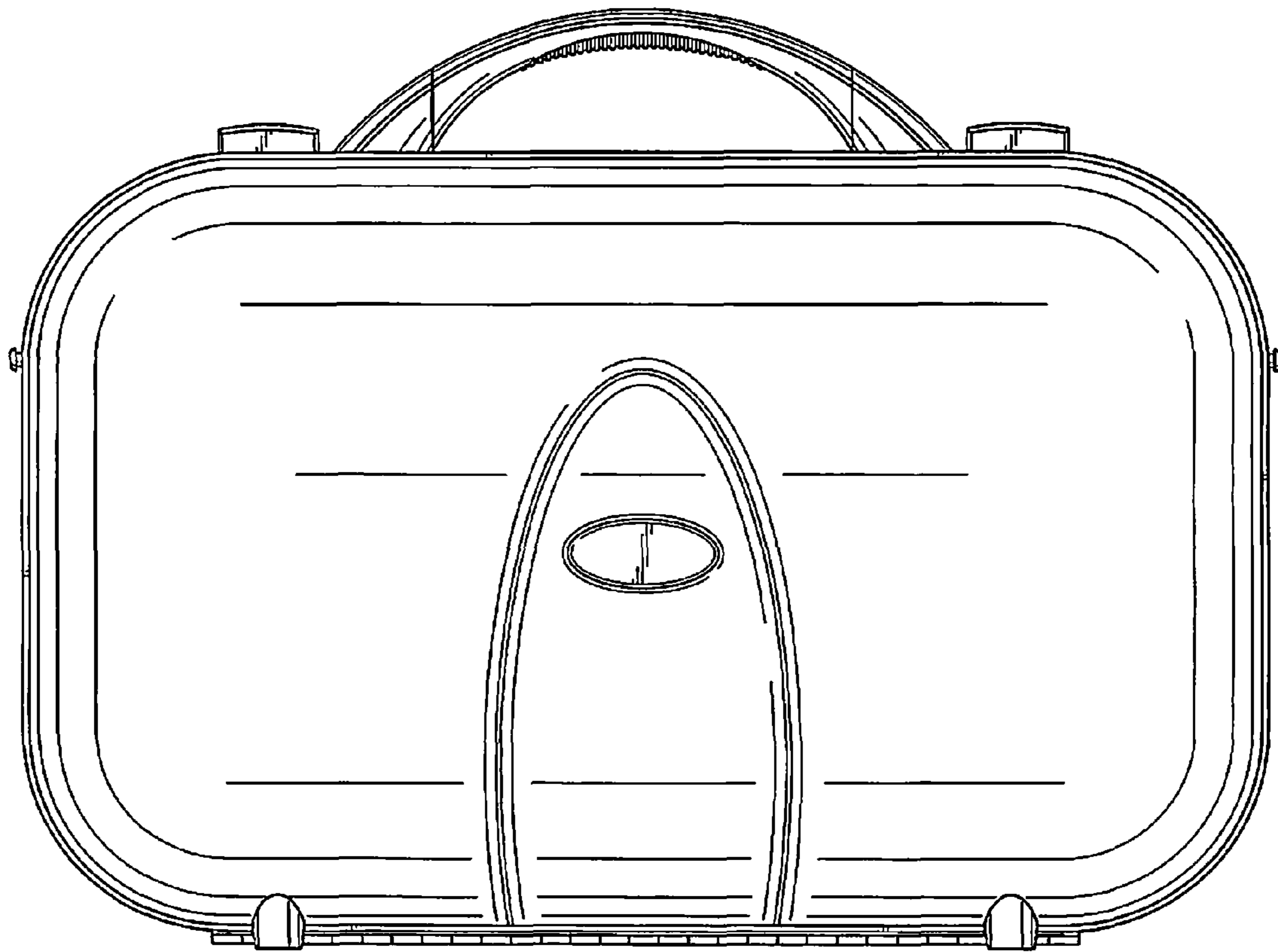
**U.S. PATENT DOCUMENTS**

D351,282 S *	10/1994	Masaru .....	D3/279
D369,240 S *	4/1996	Newby, Sr. ....	D3/268
D370,557 S *	6/1996	Ferris et al. ....	D3/205
D370,563 S *	6/1996	Sijmons .....	D3/276
D393,153 S *	4/1998	Farrage .....	D3/279
D413,727 S *	9/1999	Sijmons .....	D3/273
D429,975 S *	8/2000	Marshall-Rees et al. ....	D7/709
D449,738 S *	10/2001	Snider et al. ....	D3/282
D449,931 S *	11/2001	Snider .....	D3/294

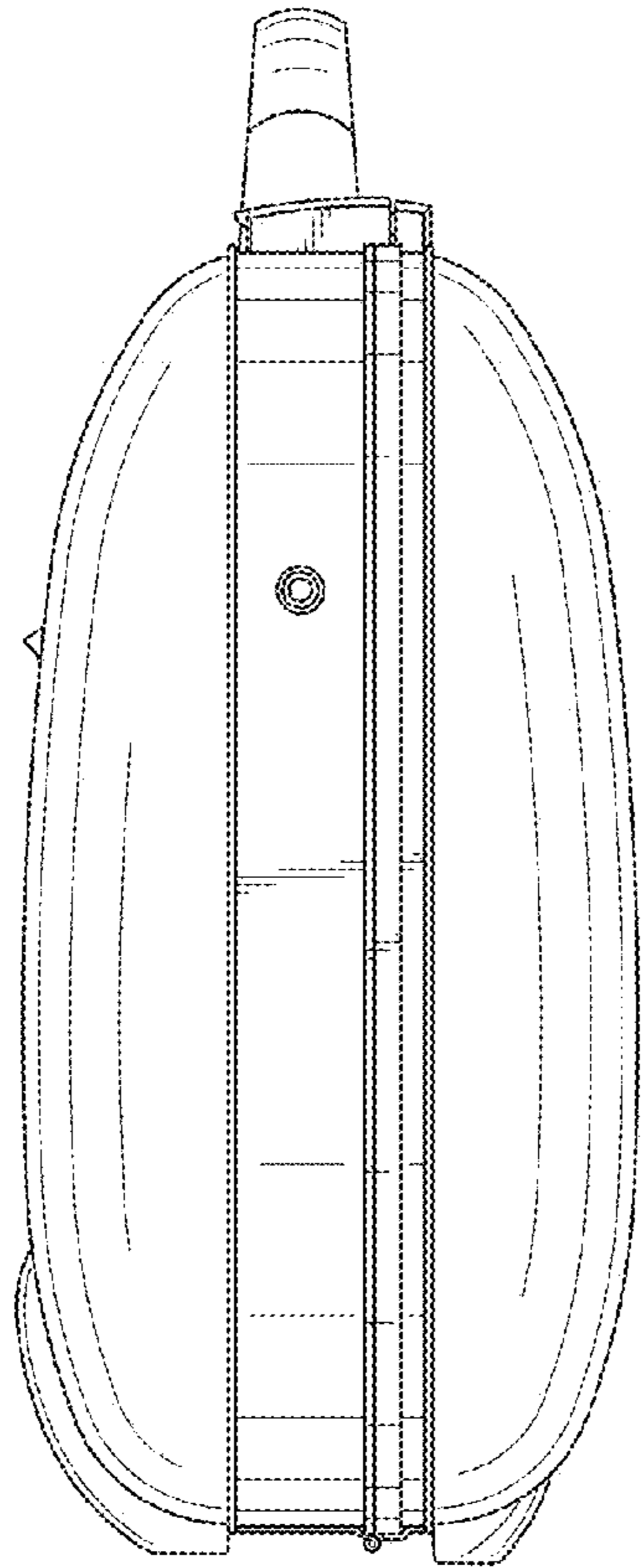




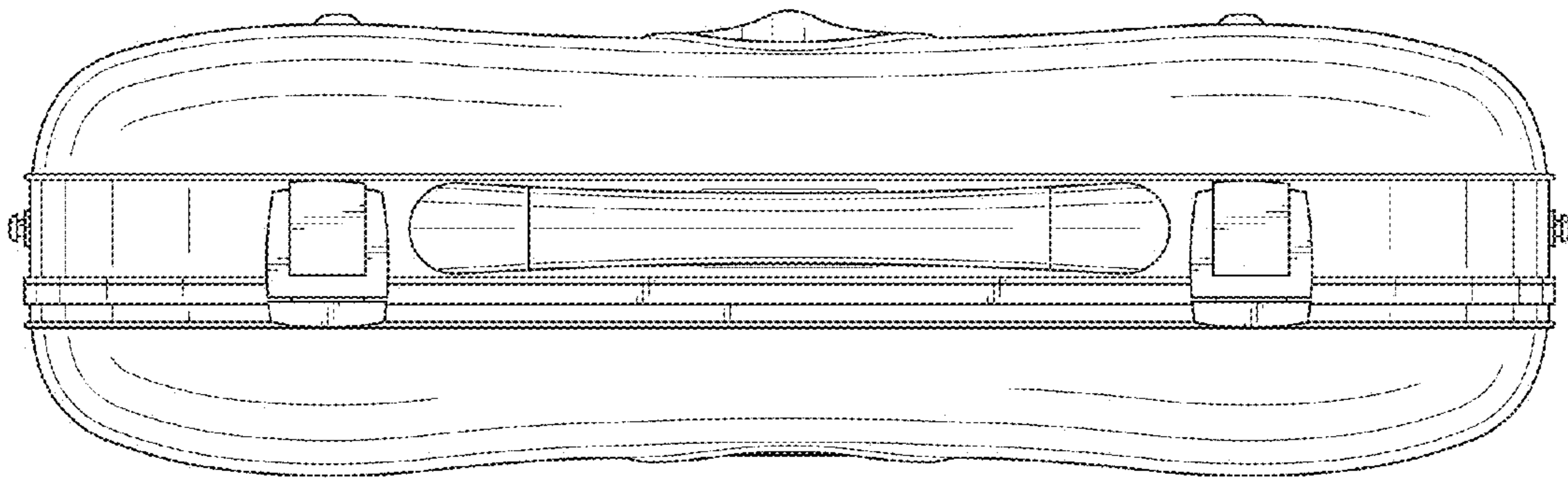
*FIG. 1*



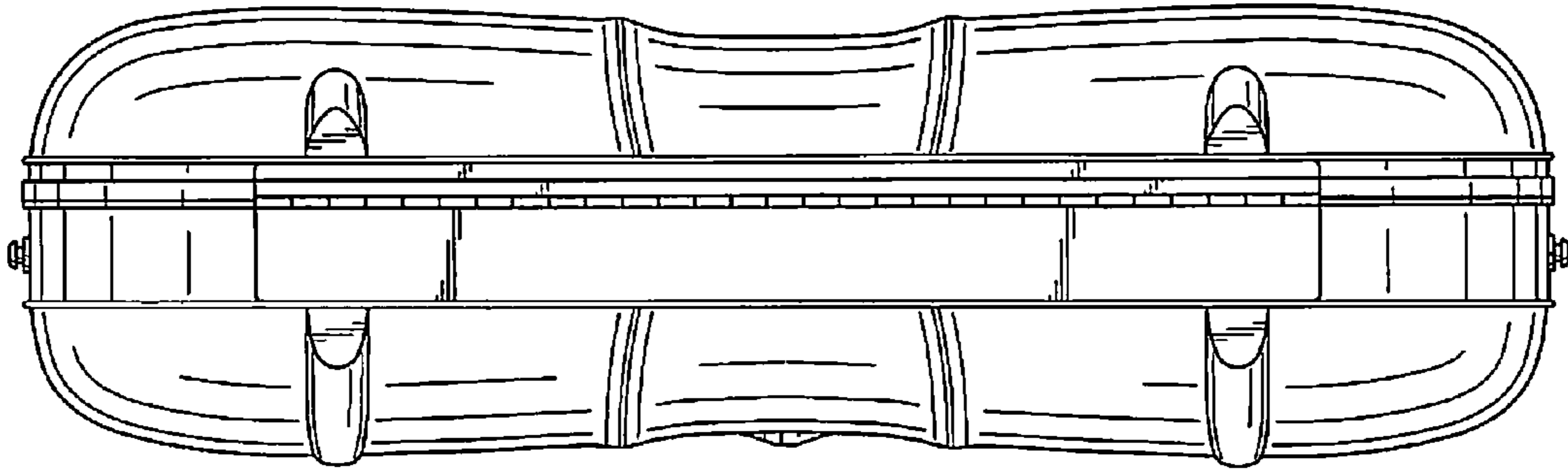
*FIG. 2*




*FIG. 3*



*FIG. 4*



*FIG. 5*



*FIG. 6*