



US00D734941S

(12) **United States Design Patent**
Small

(10) **Patent No.:** **US D734,941 S**
(45) **Date of Patent:** **** Jul. 28, 2015**

(54) **TRANSPARENT BAG HAVING A RESEALABLE ZIPPER AND A FLAP HAVING AN OPAQUE PRIVACY SHIELD INSERTABLE THROUGH A SLIT**

(71) Applicant: **Kerry Small**, State College, PA (US)

(72) Inventor: **Kerry Small**, State College, PA (US)

(73) Assignee: **SC Affiliated Networks, LLC**, State College, PA (US)

(**) Term: **14 Years**

(21) Appl. No.: **29/465,019**

(22) Filed: **Aug. 22, 2013**

(51) **LOC (10) Cl.** **03-01**

(52) **U.S. Cl.**
USPC **D3/216**

(58) **Field of Classification Search**
USPC D3/216-217, 213-214, 233; 224/153, 224/583, 601, 604, 614, 627, 630, 644, 224/651; 383/4, 14, 72-75, 98, 109, 200
See application file for complete search history.

(56) **References Cited**

U.S. PATENT DOCUMENTS

5,738,263	A *	4/1998	Lewis	224/627
D420,793	S *	2/2000	Vreeland	D3/216
D421,523	S *	3/2000	Freyer	D3/217
D458,018	S *	6/2002	Mentken	D3/217
8,448,828	B2 *	5/2013	Nitti	224/153

* cited by examiner

Primary Examiner — Catheri Oliver-Garcia

(74) *Attorney, Agent, or Firm* — Greer, Burns & Crain, Ltd.

(57) **CLAIM**

The ornamental design for a transparent bag having a resealable zipper and a flap having an opaque privacy shield insertable through a slit, as shown and described.

DESCRIPTION

FIG. 1 illustrates an isometric view of a transparent bag having a resealable zipper and a flap having an opaque privacy shield insertable through a slit, according to one embodiment of the present disclosure;

FIG. 2 is a front view of the transparent bag having a resealable zipper and a flap having an opaque privacy shield insertable through a slit, according to one embodiment of the present disclosure;

FIG. 3 is a rear view of the transparent bag having a resealable zipper and a flap having an opaque privacy shield insertable through a slit, according to one embodiment of the present disclosure;

FIG. 4 is a right side view of the transparent bag having a resealable zipper and a flap having an opaque privacy shield insertable through a slit, according to one embodiment of the present disclosure;

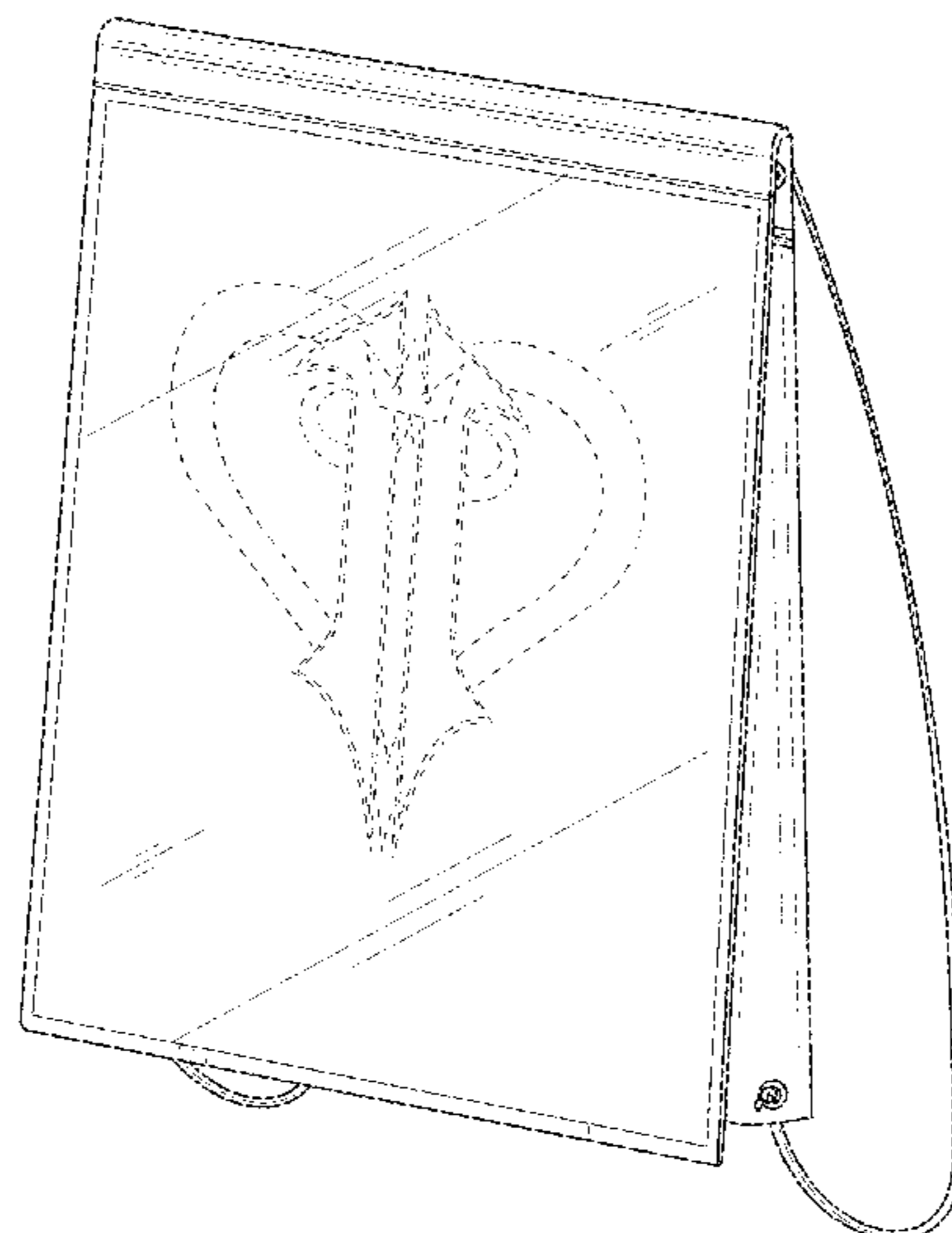
FIG. 5 is a left side view of the transparent bag having a resealable zipper and a flap having an opaque privacy shield insertable through a slit, according to one embodiment of the present disclosure;

FIG. 6 is a top view of the transparent bag having a resealable zipper and a flap having an opaque privacy shield insertable through a slit, according to one embodiment of the present disclosure; and,

FIG. 7 is a bottom view of the transparent bag having a resealable zipper and a flap having an opaque privacy shield insertable through a slit, according to one embodiment of the present present disclosure.

The broken line showing of an exemplary graphic and text for the purpose of illustrating that marketing and promotional materials as well as logos may be listed or printed on the opaque privacy shield and forms no part of the claimed design.

1 Claim, 5 Drawing Sheets



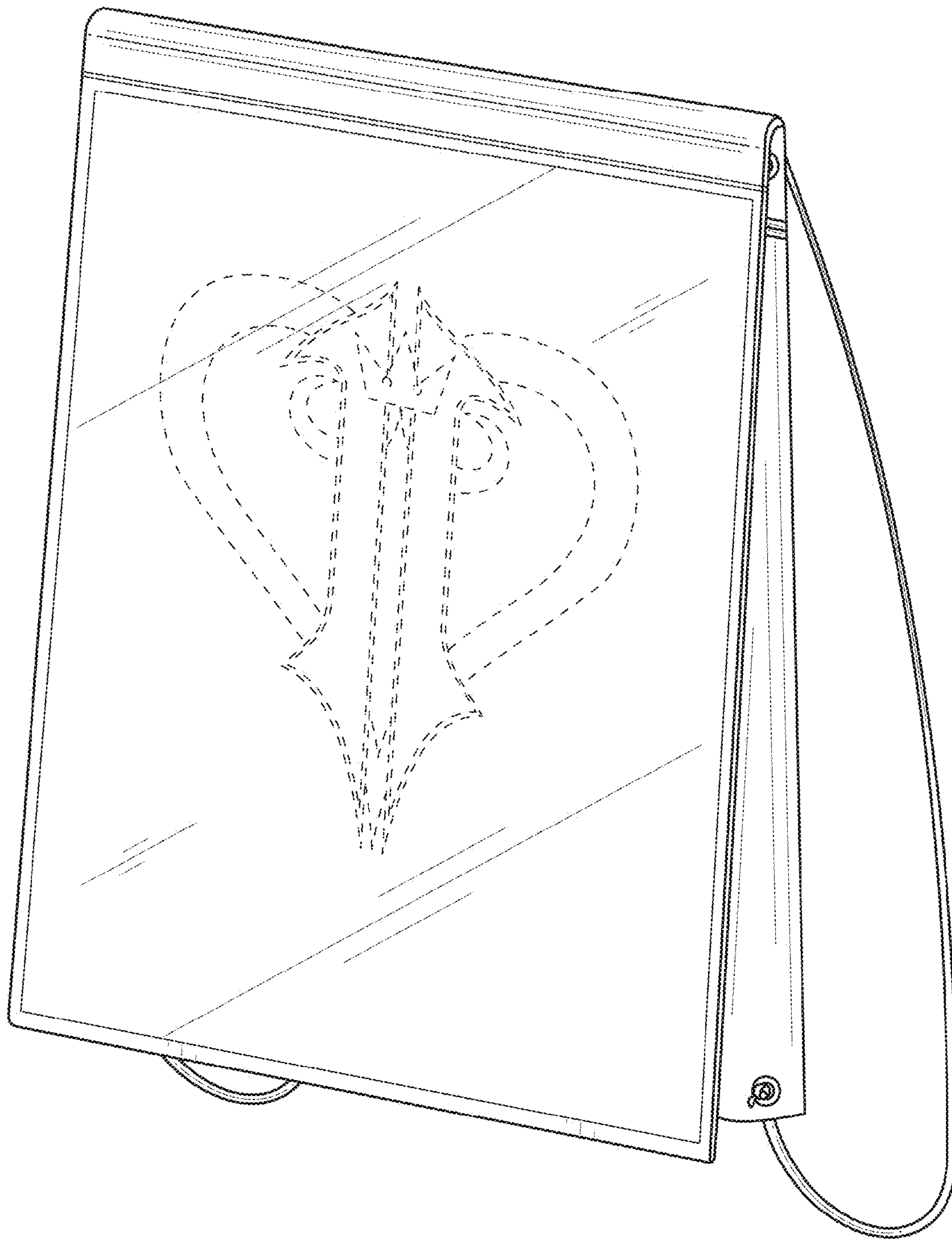


FIG. 1

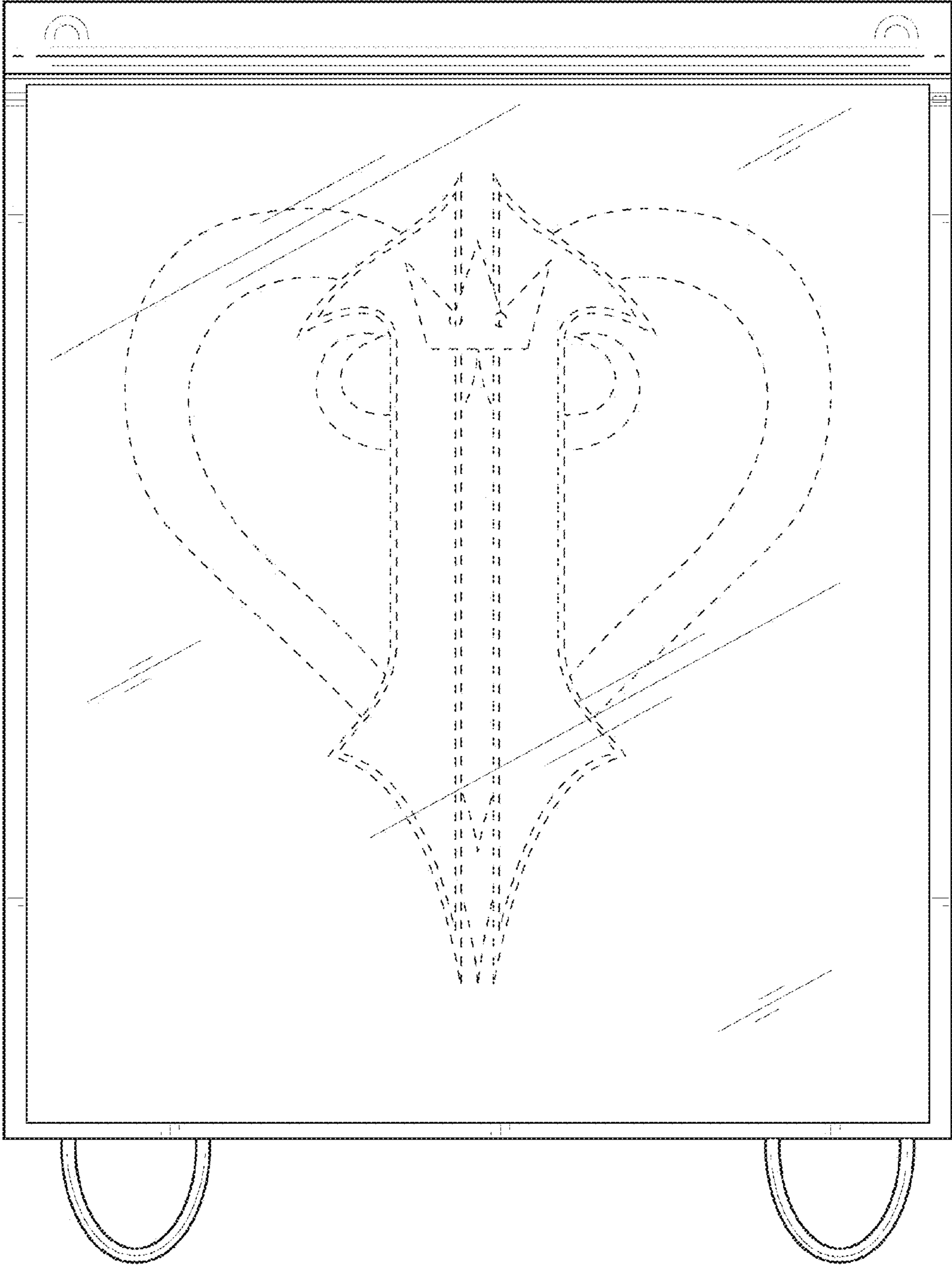


FIG. 2

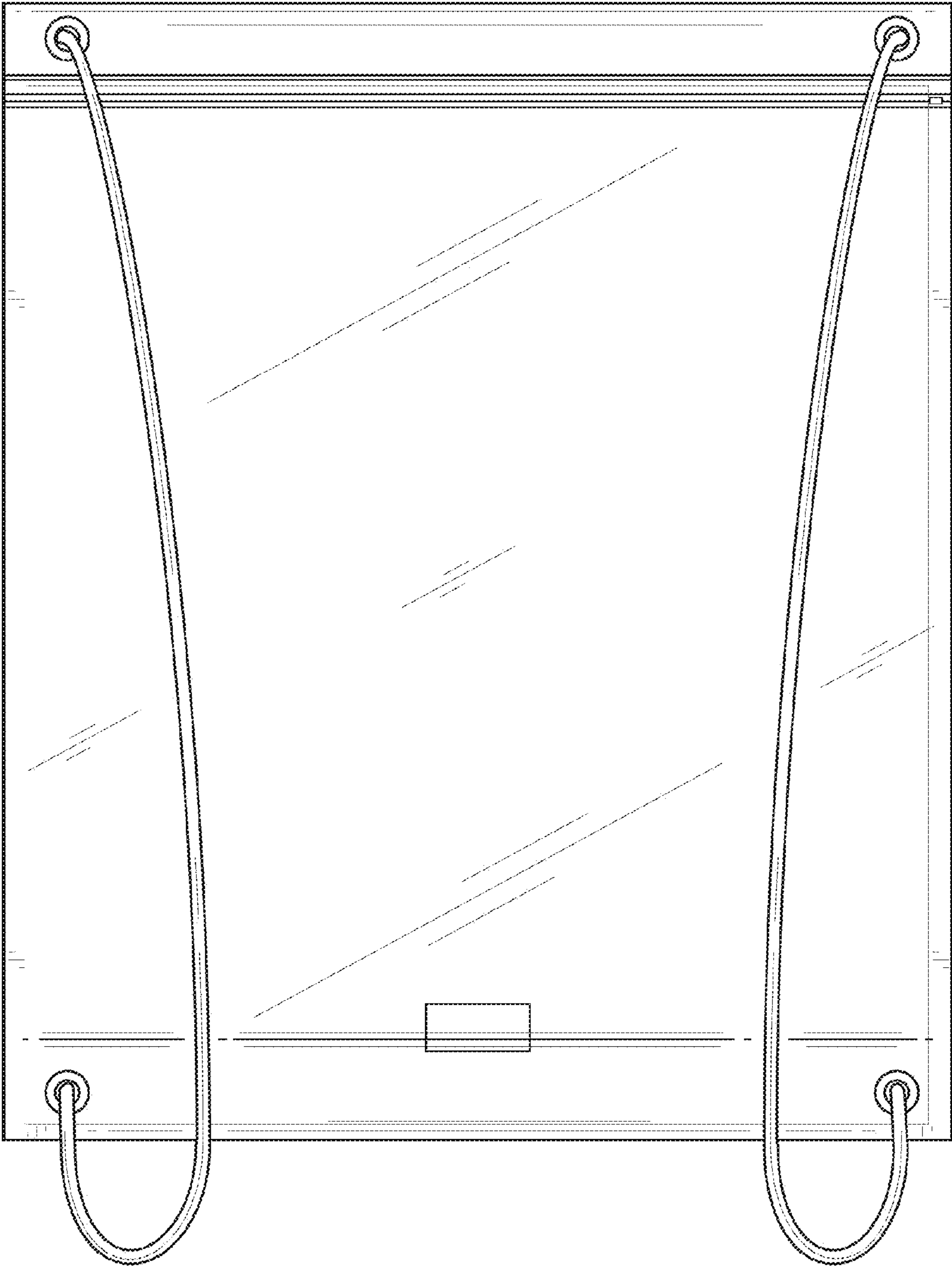


FIG. 3

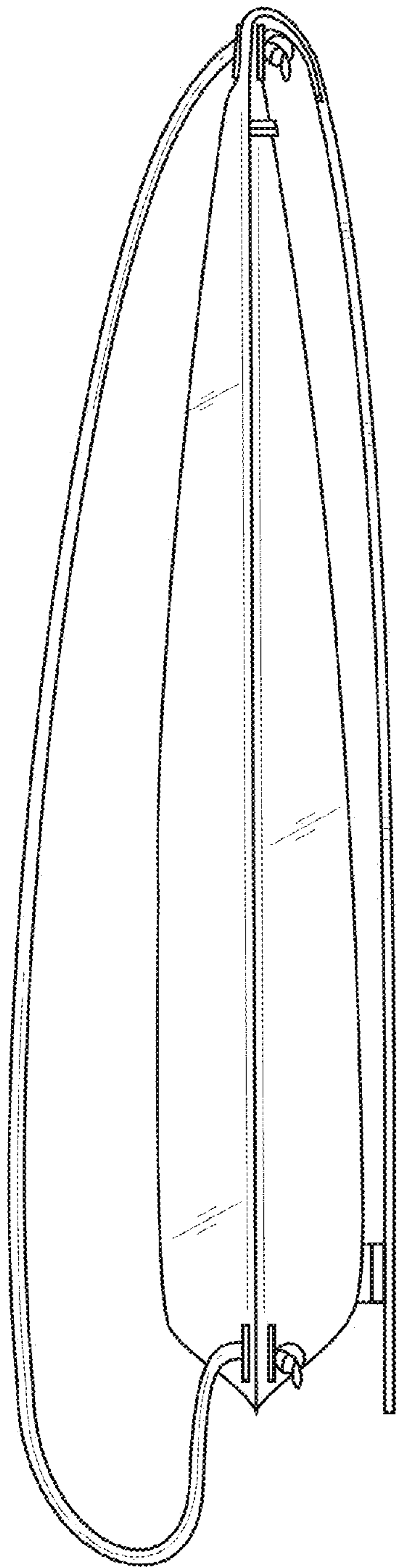


FIG. 4




FIG. 5




FIG. 6

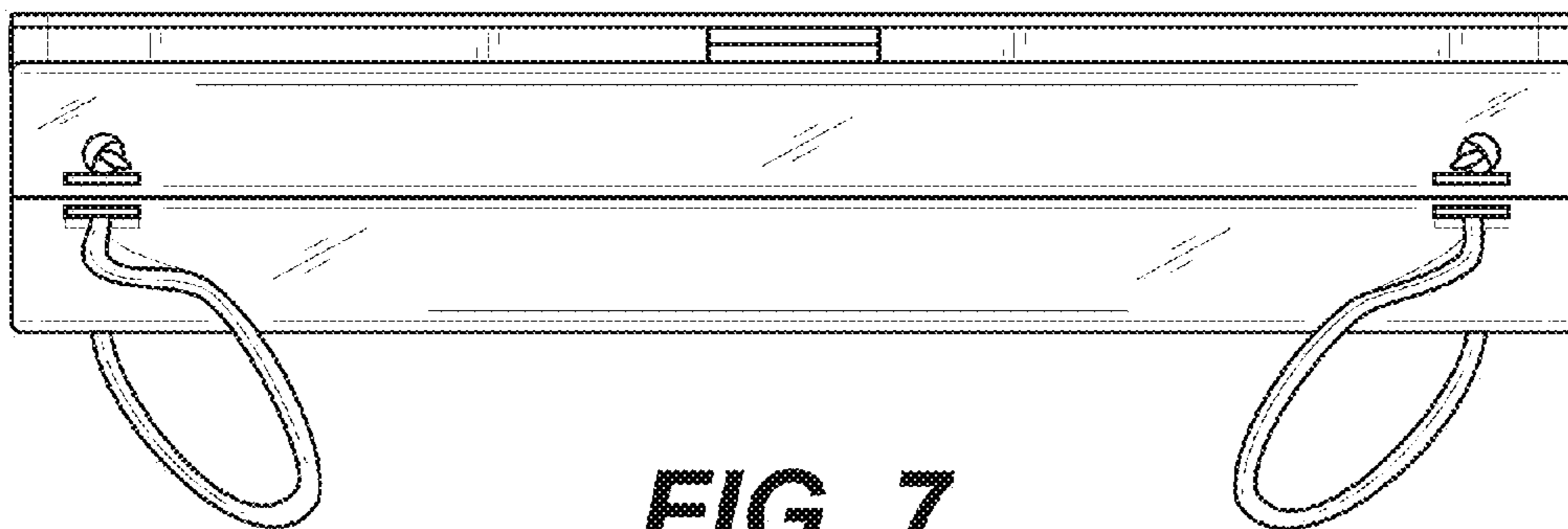


FIG. 7