

US00D734940S

(12) **United States Design Patent**
Fay

(10) **Patent No.:** **US D734,940 S**
(45) **Date of Patent:** **** Jul. 28, 2015**

- (54) **CONTAINER NECK FORMATION**
- (71) Applicant: **Maverick Engineering (Pty) Ltd,**
Athlone (ZA)
- (72) Inventor: **Derek Martin Fay,** Constantia (ZA)
- (73) Assignee: **MAVERICK ENGINEERING (PTY)**
LTD, Athlone (ZA)
- (**) Term: **14 Years**
- (21) Appl. No.: **29/438,975**
- (22) Filed: **Dec. 5, 2012**
- (51) **LOC (10) Cl.** **09-02**
- (52) **U.S. Cl.**
USPC **D3/202**
- (58) **Field of Classification Search**
USPC D9/697-699, 702-712, 539, 544, 574,
D9/516, 449, 442, 521, 529, 434, 435,
D9/526-528, 531, 537-538, 549, 551;
215/355, 376, 389, 387, 353, 380-385,
215/398, 396; 222/212, 92, 95, 105, 96,
222/107, 215, 541.5, 129, 206, 175, 210,
222/207; D28/91.1, 5; 220/669, 495.3, 288,
220/592.16, 592.17; D24/117-118, 121,
D24/224; D7/317, 511, 509, 321, 510, 603,
D7/605; 383/200, 83, 120, 906, 61.1, 63,
383/80-81, 104, 203; 206/822; 428/85;
D3/202

See application file for complete search history.

(56) **References Cited**

U.S. PATENT DOCUMENTS

3,830,270 A *	8/1974	Hagert et al.	224/148.5
D234,939 S *	4/1975	Hoggart	D3/202
5,188,266 A	2/1993	Loulias	
D474,975 S *	5/2003	DeBiasse	D9/521
D487,396 S *	3/2004	Scharnweber	D9/708
D596,496 S *	7/2009	Ichikawa et al.	D9/708
D598,645 S *	8/2009	McSavaney	D3/202
D690,501 S *	10/2013	Yetts	D3/202
2005/0236428 A1	10/2005	Quigley et al.	

* cited by examiner

Primary Examiner — Catheri Oliver-Garcia

(74) *Attorney, Agent, or Firm* — B. Aaron Schulman, Esq.;
Stites & Harbison, PLLC

(57) **CLAIM**

The ornamental design for a container neck formation, as shown and described.

DESCRIPTION

FIG. 1 is a side view of a container neck formation showing the new design.

FIG. 2 is a cross-sectional view along arrows 2-2 in FIG. 1. FIG. 3 is a top, left side and front perspective view thereof; and,

FIG. 4 is an exploded top, left side and front perspective view thereof.

The broken lines in FIG. 1-4 showing the lower pouch body and spout/cap form no part of the claimed design.

1 Claim, 3 Drawing Sheets

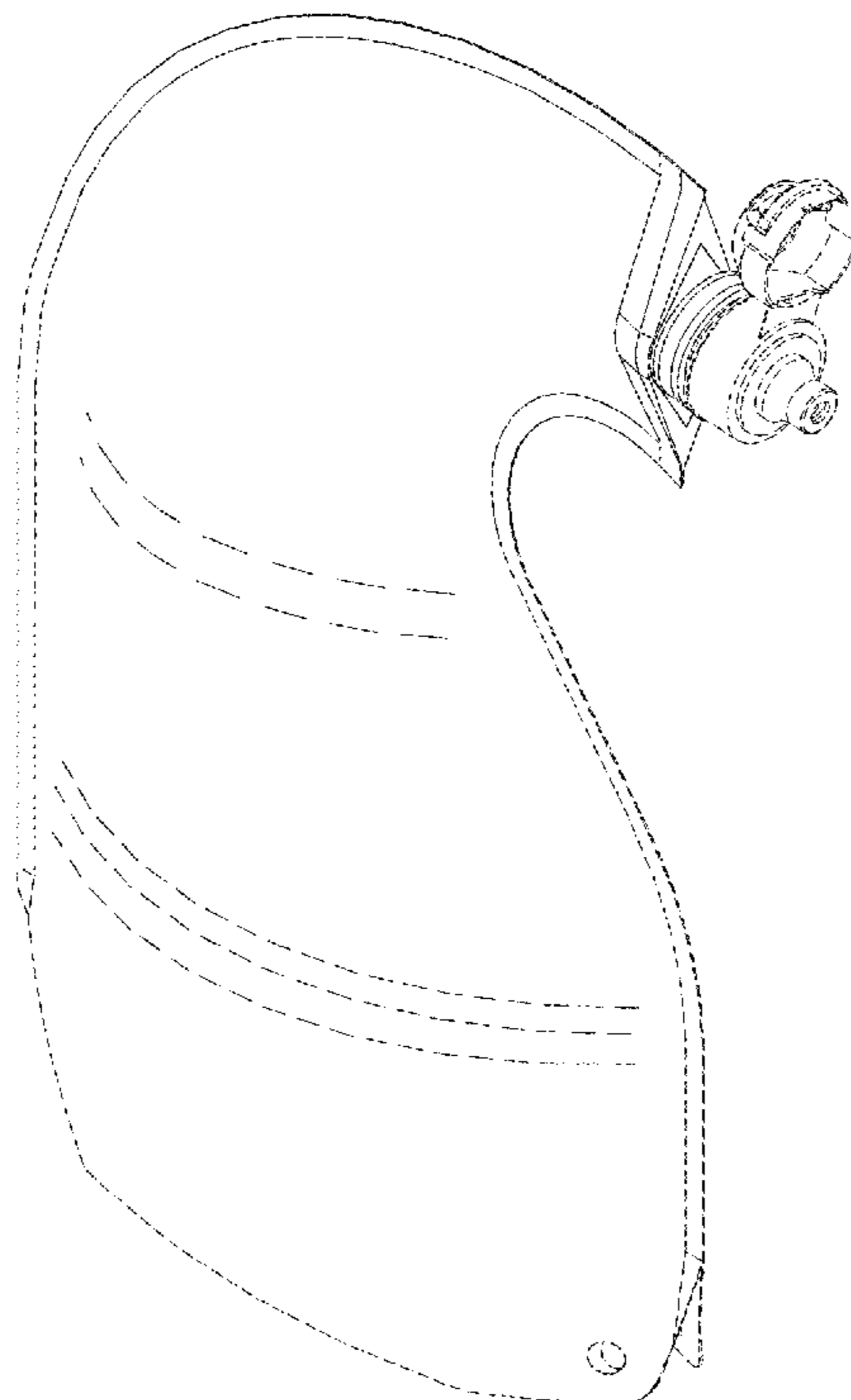


FIG. 1

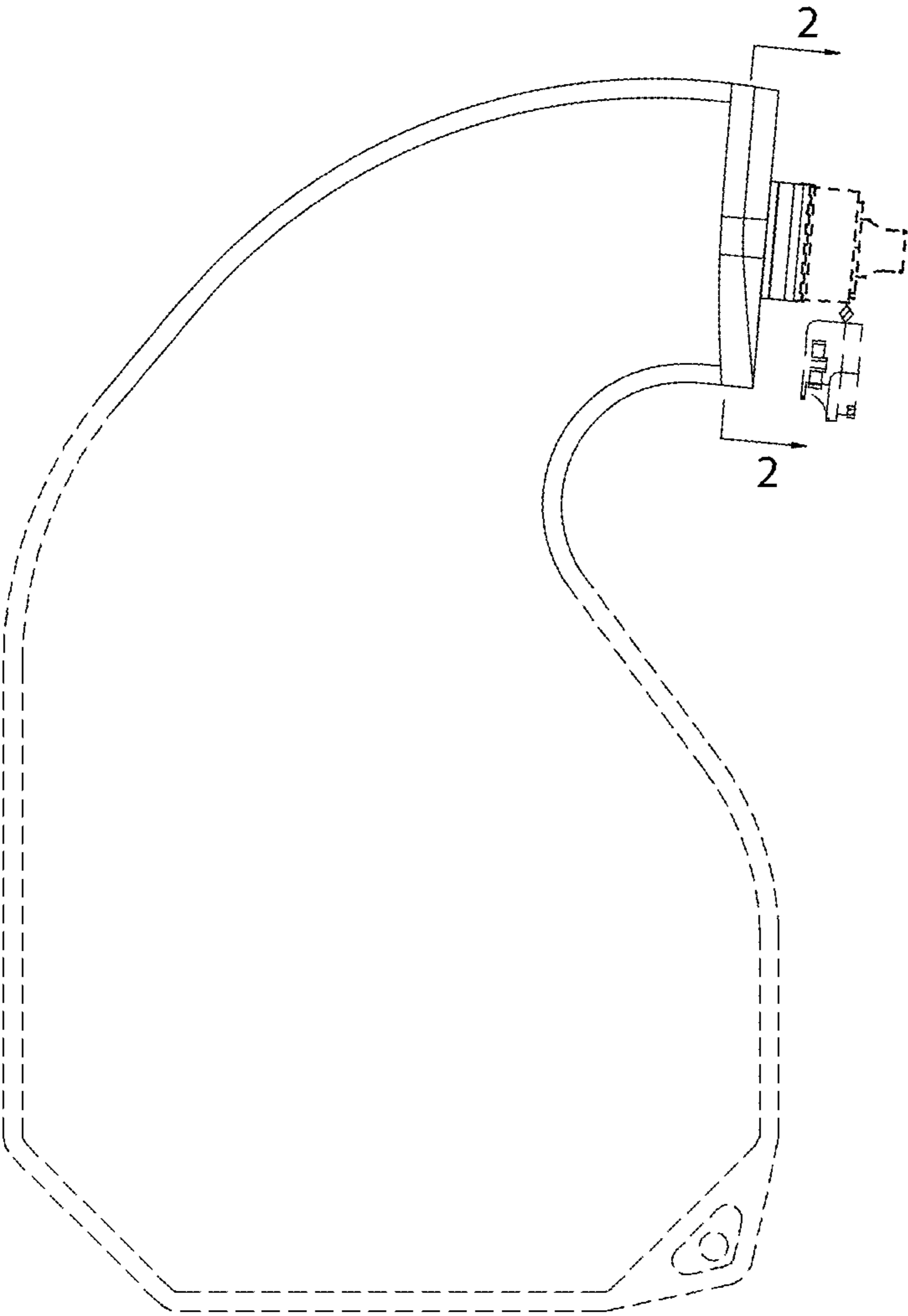


FIG. 2

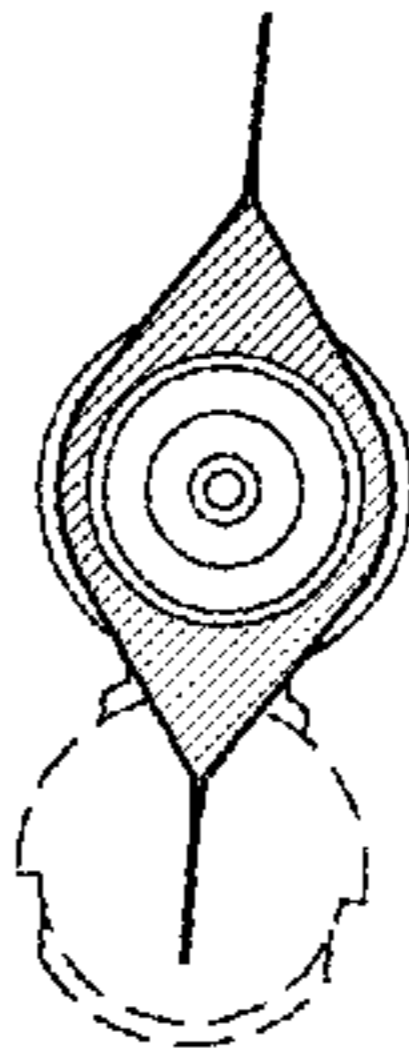


FIG. 3

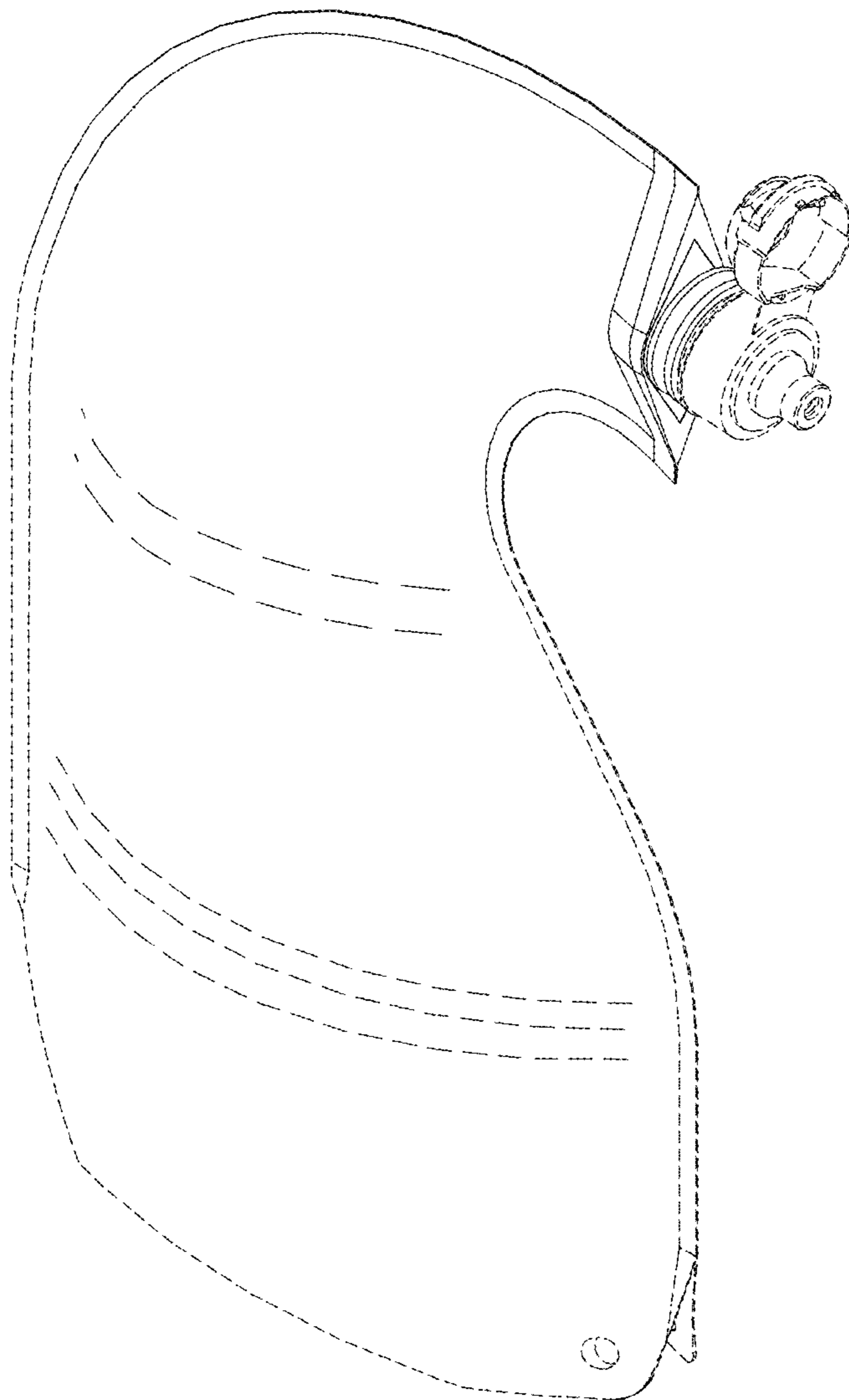


FIG. 4

