



US00D734939S

(12) **United States Design Patent**  
**Glass et al.**

(10) **Patent No.:** **US D734,939 S**

(45) **Date of Patent:** **\*\* Jul. 28, 2015**

(54) **ROSETTE BOX TOP HOLDER FOR STORED VALUE CARDS**

(71) Applicant: **Gift Card Impressions, LLC**, Kansas City, MO (US)

(72) Inventors: **Brett R. Glass**, Kansas City, MO (US);  
**Nicole E. Glass**, Kansas City, MO (US)

(73) Assignee: **Gift Card Impressions, LLC**, Kansas City, MO (US)

(\*\*) Term: **14 Years**

(21) Appl. No.: **29/455,238**

(22) Filed: **May 17, 2013**

(51) **LOC (10) Cl.** ..... **03-01**

(52) **U.S. Cl.**  
USPC ..... **D3/201**

(58) **Field of Classification Search**  
USPC ..... D3/201, 276, 270, 271.1, 273-274, 277,  
D3/280, 294, 905; D19/1, 2, 4, 26, 75, 80;  
D9/624, 629, 299, 415; 206/449, 822;  
229/68.1, 116.1, 116.2, 116.5, 117.22,  
229/125.19; D6/336, 359, 368  
See application file for complete search history.

(56) **References Cited**

**U.S. PATENT DOCUMENTS**

D80,667 S \* 3/1930 Berger ..... D3/272  
2,119,360 A \* 5/1938 Schleicher ..... 229/125.19  
3,181,764 A \* 5/1965 Lowry ..... 229/116.1  
D251,333 S \* 3/1979 Thrift et al. .... D3/271.2  
D255,250 S \* 6/1980 Robbins ..... D3/273  
D319,843 S \* 9/1991 Thornell ..... D19/2

6,053,399 A \* 4/2000 Wurdeman ..... 229/68.1  
D439,837 S \* 4/2001 Rivera ..... D3/273  
D531,801 S \* 11/2006 Sakaguchi ..... D3/273  
D590,152 S \* 4/2009 Reines ..... D3/273  
D650,583 S \* 12/2011 Muniz ..... D3/274

\* cited by examiner

*Primary Examiner* — Catheri Oliver-Garcia

(74) *Attorney, Agent, or Firm* — Polsinelli PC

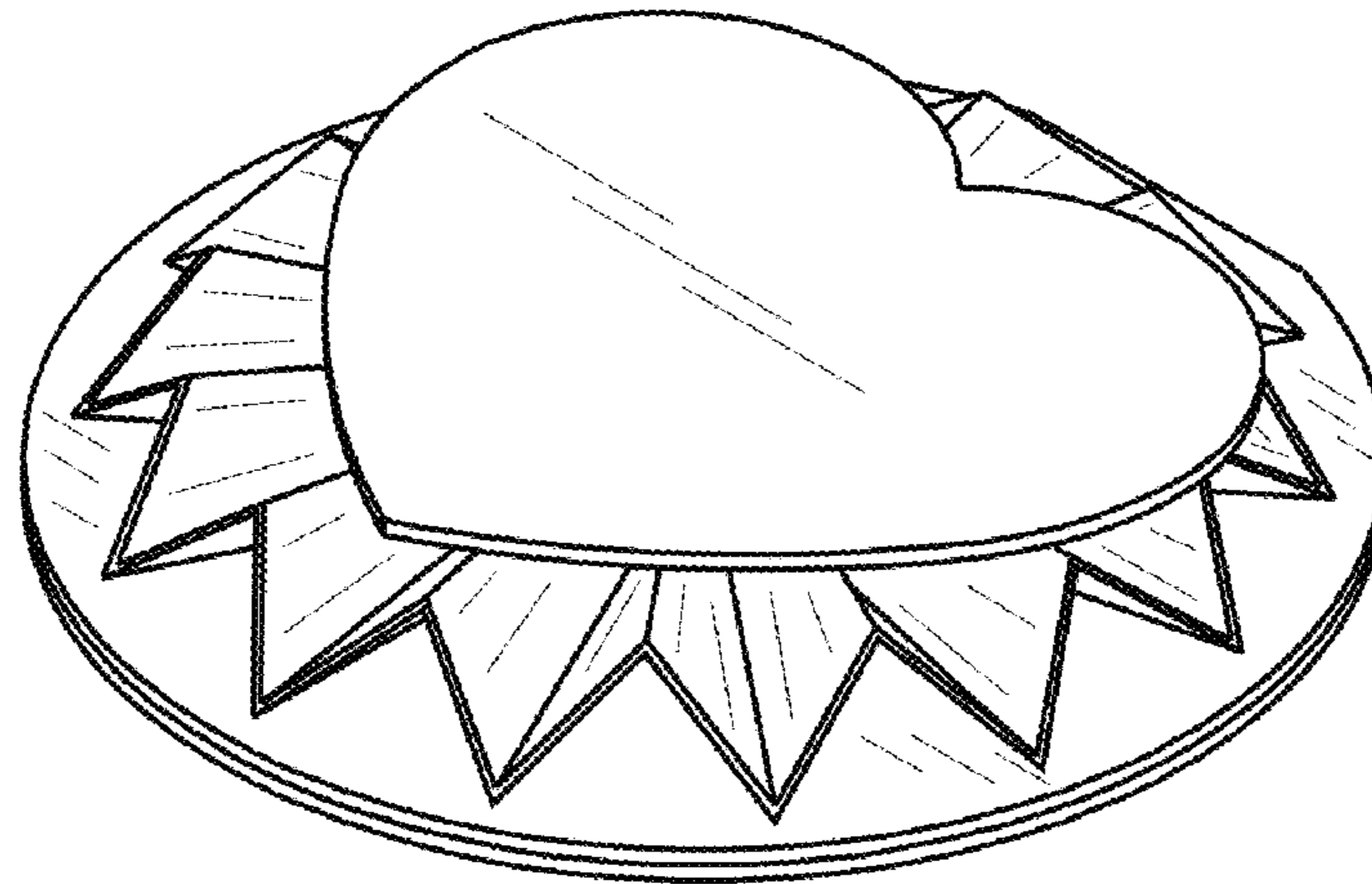
(57) **CLAIM**

The ornamental design for a rosette box top holder for stored value cards, as shown and described.

**DESCRIPTION**

FIG. 1 is a front perspective view of a rosette box top holder for stored value cards in a closed configuration;  
FIG. 2 is a front elevation view of the rosette box top holder for stored value cards in a closed configuration;  
FIG. 3 is a rear elevation view of the rosette box top holder for stored value cards in a closed configuration;  
FIG. 4 is a first side view of the rosette box top holder for stored value cards in a closed configuration;  
FIG. 5 is a second side view of the rosette box top holder for stored value cards in a closed configuration;  
FIG. 6 is a bottom view of the rosette box top holder for stored value cards in a closed configuration;  
FIG. 7 is a top view of the rosette box top holder for stored value cards in a closed configuration; and,  
FIG. 8 is a front perspective view of a rosette box top holder for stored value cards in an open configuration.  
The broken dashed (---) lines showing in FIG. 8 is included for the purpose of illustrating portions of the rosette box top holder for stored value cards that form no part of the claimed design.

**1 Claim, 2 Drawing Sheets**



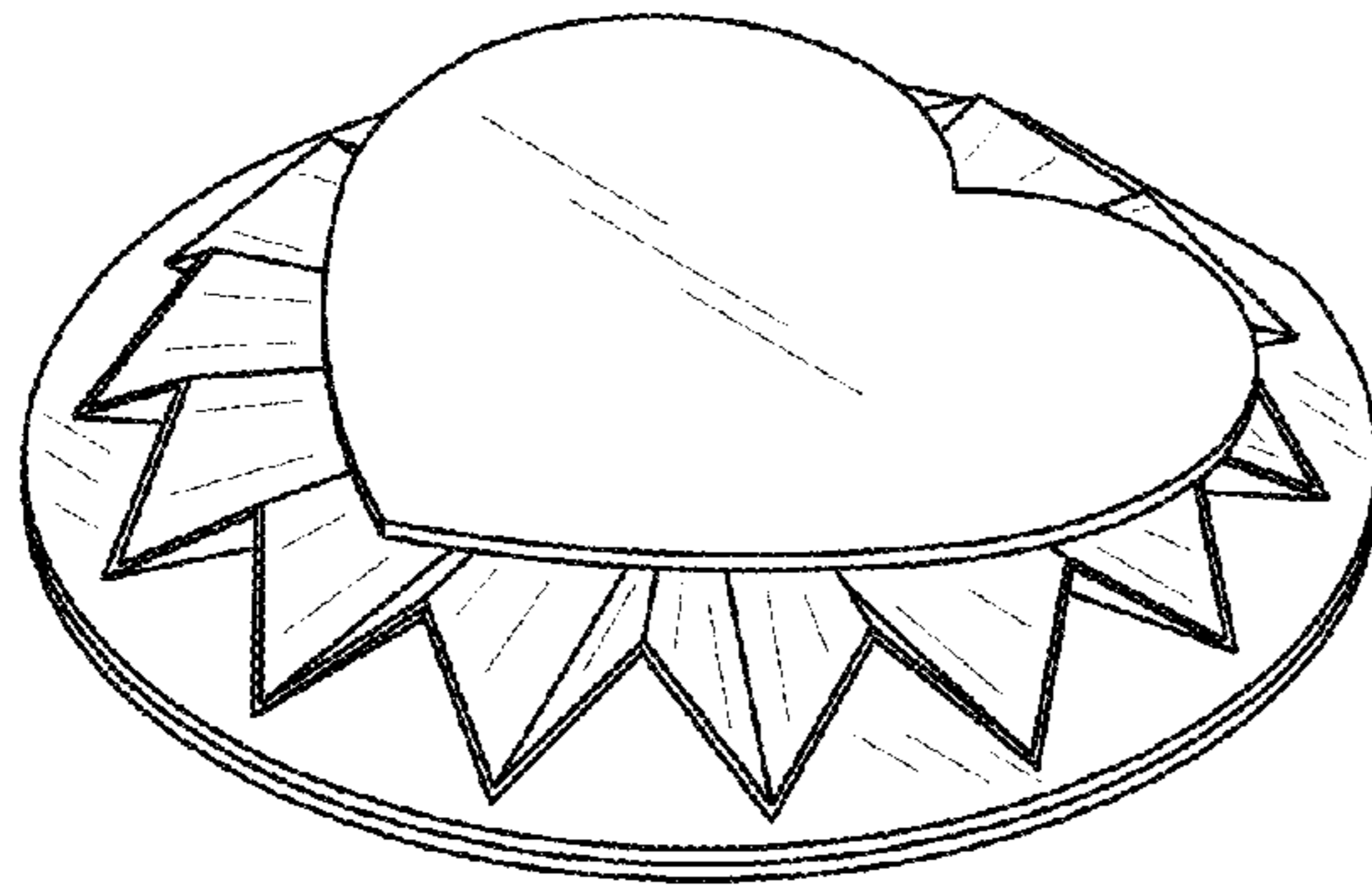


FIG. 1




FIG. 2

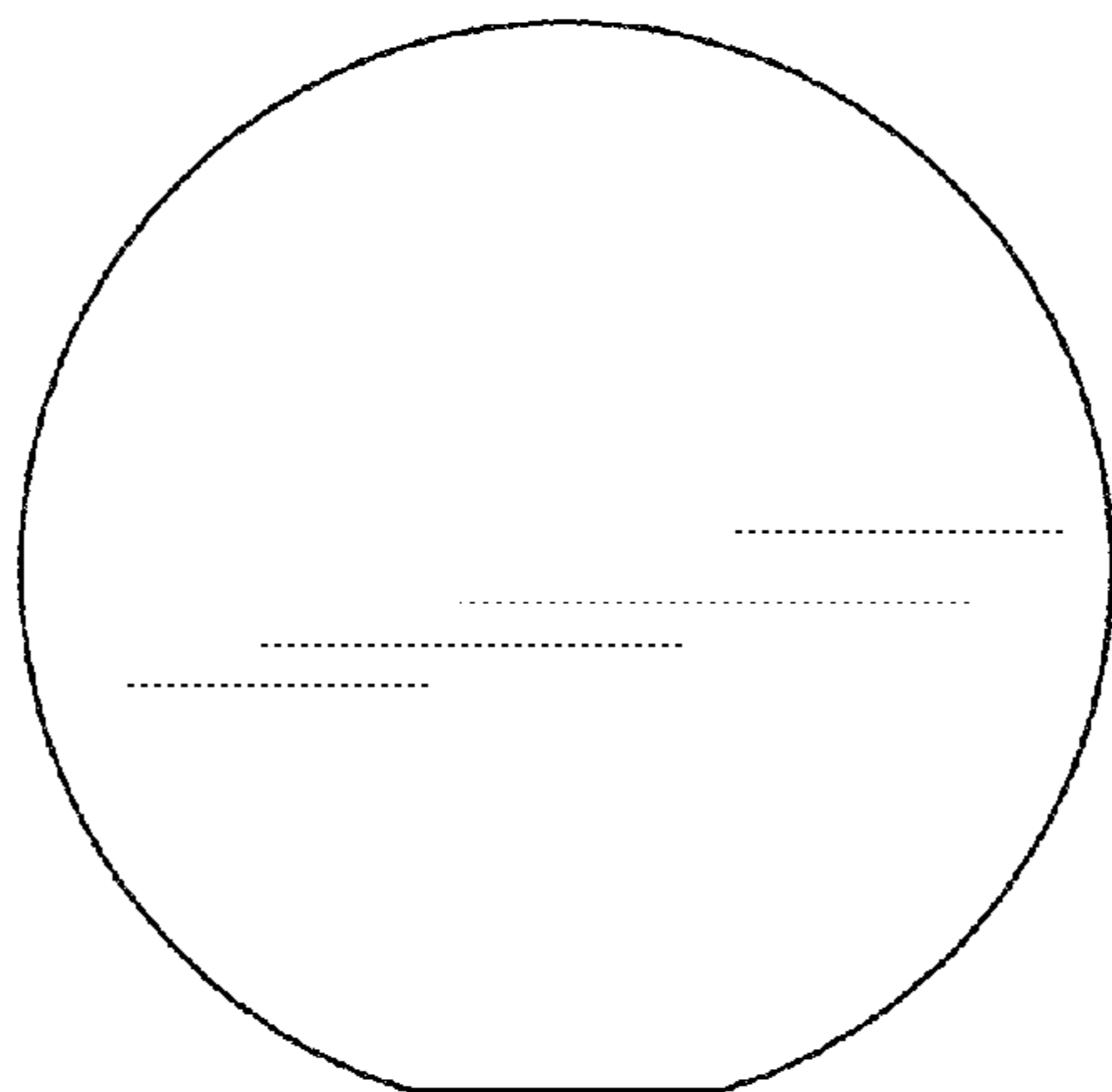


FIG. 3



FIG. 4



FIG. 5

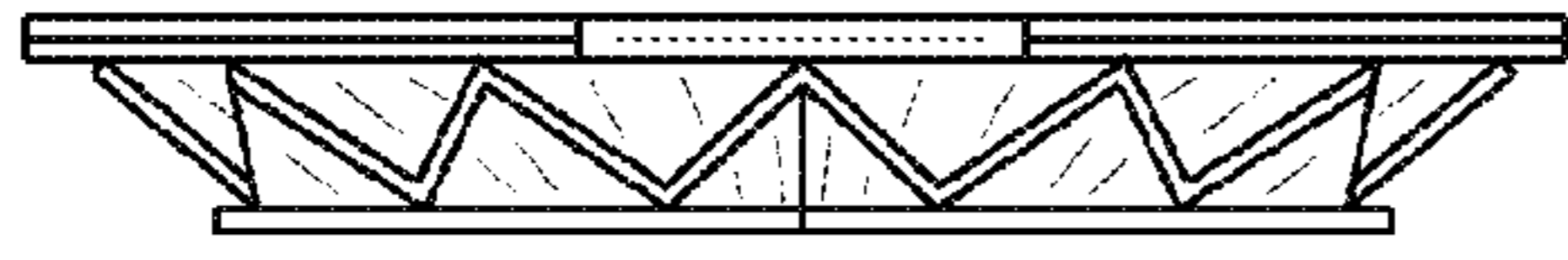


FIG. 6



FIG. 7

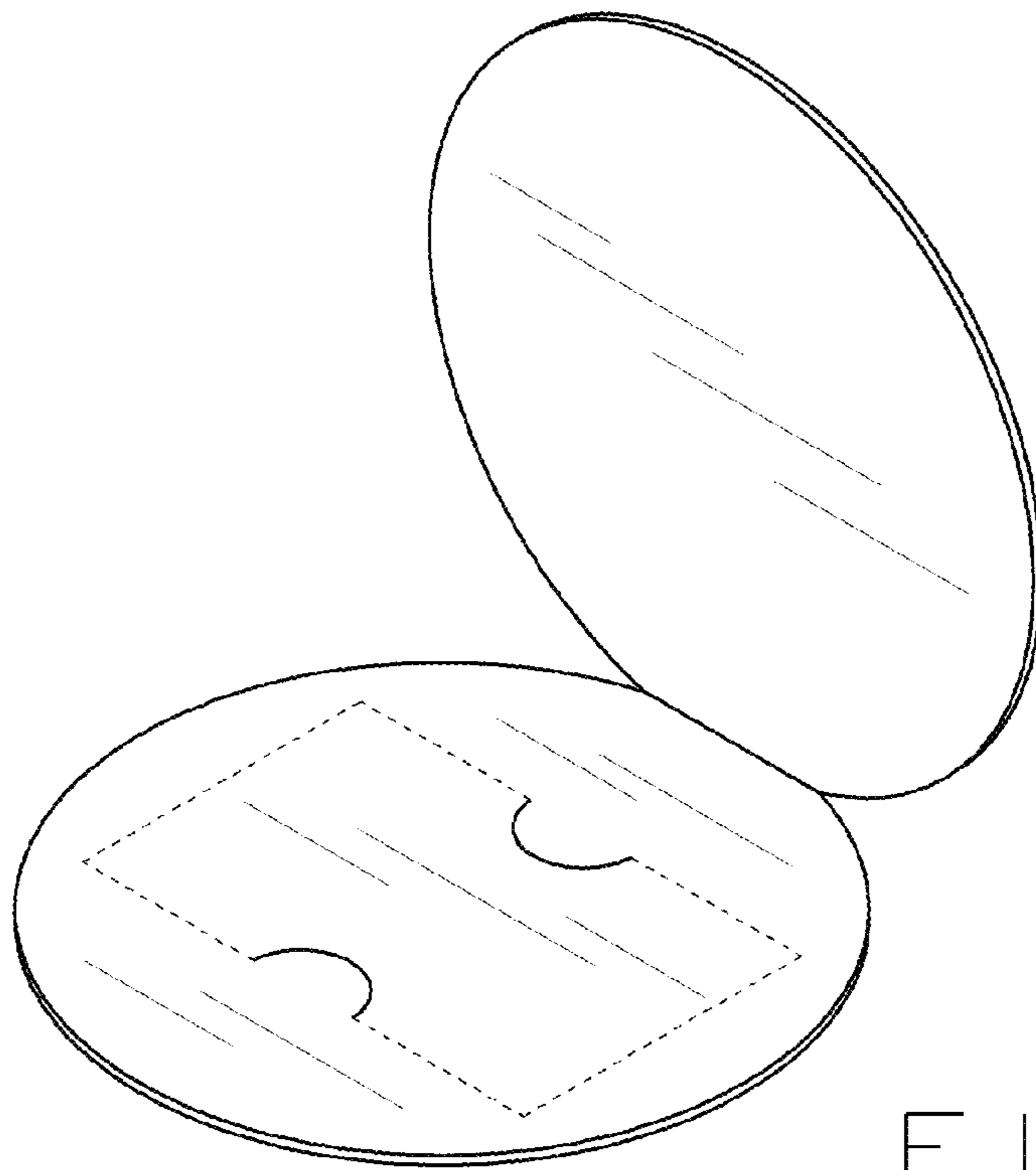


FIG. 8