



US00D734930S

(12) **United States Design Patent**  
**Bikowski**

(10) **Patent No.:** **US D734,930 S**  
(45) **Date of Patent:** **\*\* Jul. 28, 2015**

(54) **SOLE**

(71) Applicant: **ECCO Sko A/S**, Bredebro (DK)

(72) Inventor: **Andrzej Bikowski**, Harrislee (DE)

(73) Assignee: **ECCO SKO A/S** (DK)

(\*\*) Term: **14 Years**

(21) Appl. No.: **29/457,965**

(22) Filed: **Jun. 14, 2013**

(30) **Foreign Application Priority Data**

Dec. 18, 2012 (EM) ..... 002155382-0012

(51) **LOC (10) Cl.** ..... **02-04**

(52) **U.S. Cl.**  
USPC ..... **D2/957**; D2/951; D2/953; D2/959;  
D2/960

(58) **Field of Classification Search**

USPC ..... D2/902, 906, 908, 916, 918, 925,  
D2/946-962, 977; 36/3 B, 22 R, 24.5, 25 R,  
36/28, 32 R, 34 R, 59 C, 67 A, 103  
See application file for complete search history.

(56) **References Cited**

**U.S. PATENT DOCUMENTS**

D363,815 S *	11/1995	Lucarelli .....	D2/960
D439,729 S *	4/2001	Mastroianni et al. ....	D2/908
D490,221 S *	5/2004	Edauw .....	D2/908
D572,885 S *	7/2008	Jensen .....	D2/958
D593,291 S *	6/2009	Chen .....	D2/953

D608,990 S *	2/2010	Truelsen .....	D2/946
D625,092 S *	10/2010	Moon .....	D2/957
D632,879 S *	2/2011	Merkazy et al. ....	D2/953
D662,701 S *	7/2012	Raysse .....	D2/957
D677,042 S *	3/2013	Luthi et al. ....	D2/960
D679,901 S *	4/2013	Raysse .....	D2/960
D683,117 S *	5/2013	Truelsen .....	D2/953
D703,931 S *	5/2014	Bikowski .....	D2/957
D707,935 S *	7/2014	Williams, Jr. ....	D2/959
D717,527 S *	11/2014	Truelsen .....	D2/951
2011/0197469 A1 *	8/2011	Nishiwaki et al. ....	36/28
2013/0185955 A1 *	7/2013	Cheng .....	36/28
2014/0013624 A1 *	1/2014	Stockbridge et al. ....	36/103

\* cited by examiner

*Primary Examiner* — T. Chase Nelson

(74) *Attorney, Agent, or Firm* — Cantor Colburn LLP

(57) **CLAIM**

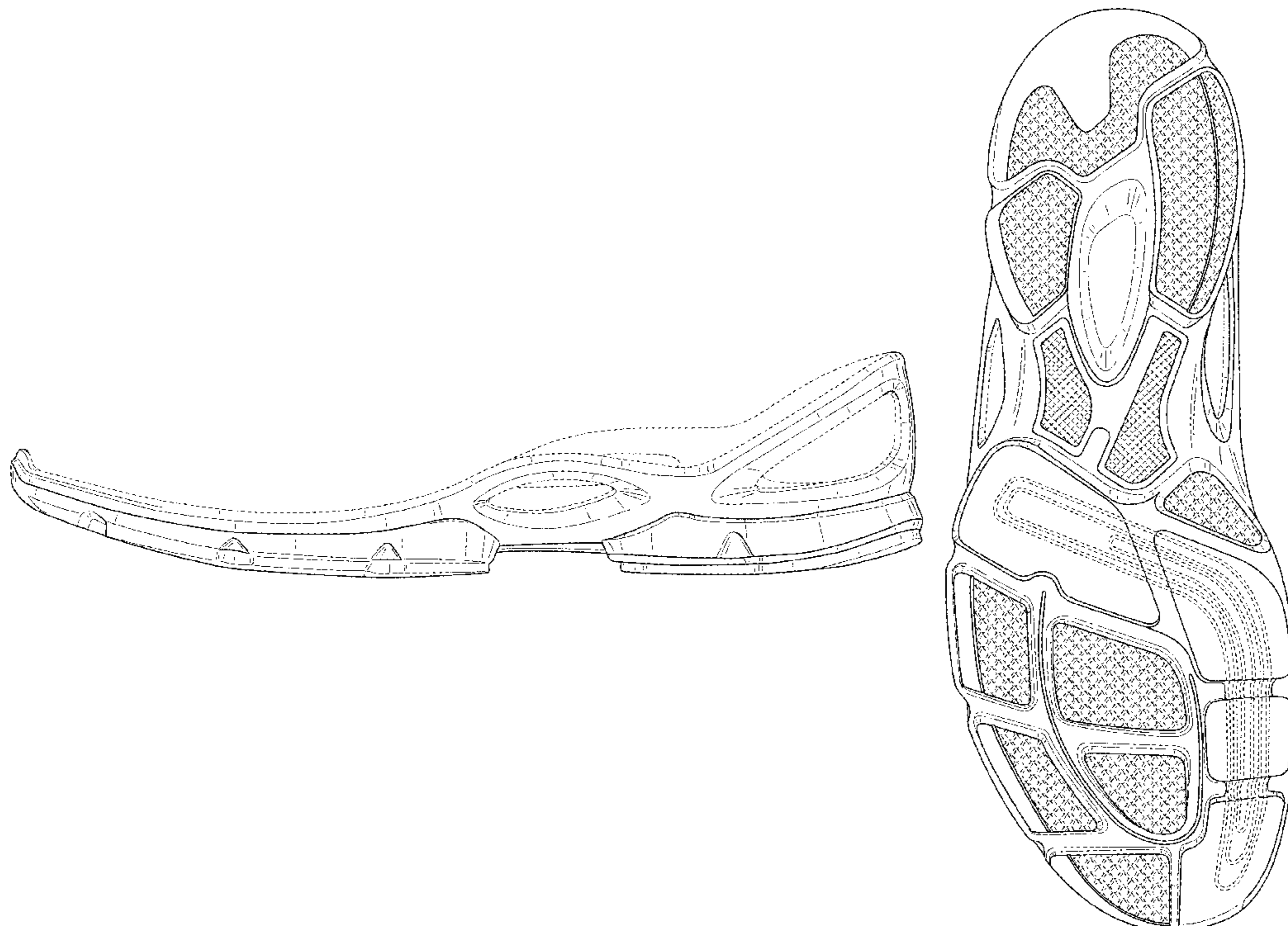
The ornamental design for a sole, substantially as shown and described.

**DESCRIPTION**

FIG. 1 is a rear, top, left-hand side perspective view of a sole comprising a new, original and ornamental design;  
FIG. 2 is a top view thereof;  
FIG. 3 is a right-hand side view thereof;  
FIG. 4 is a left-hand side view thereof;  
FIG. 5 is a rear view thereof,  
FIG. 6 is a bottom view thereof; and,  
FIG. 7 is a front view thereof.

Portions shown in broken lines form no part of the claimed subject matter.

**1 Claim, 5 Drawing Sheets**



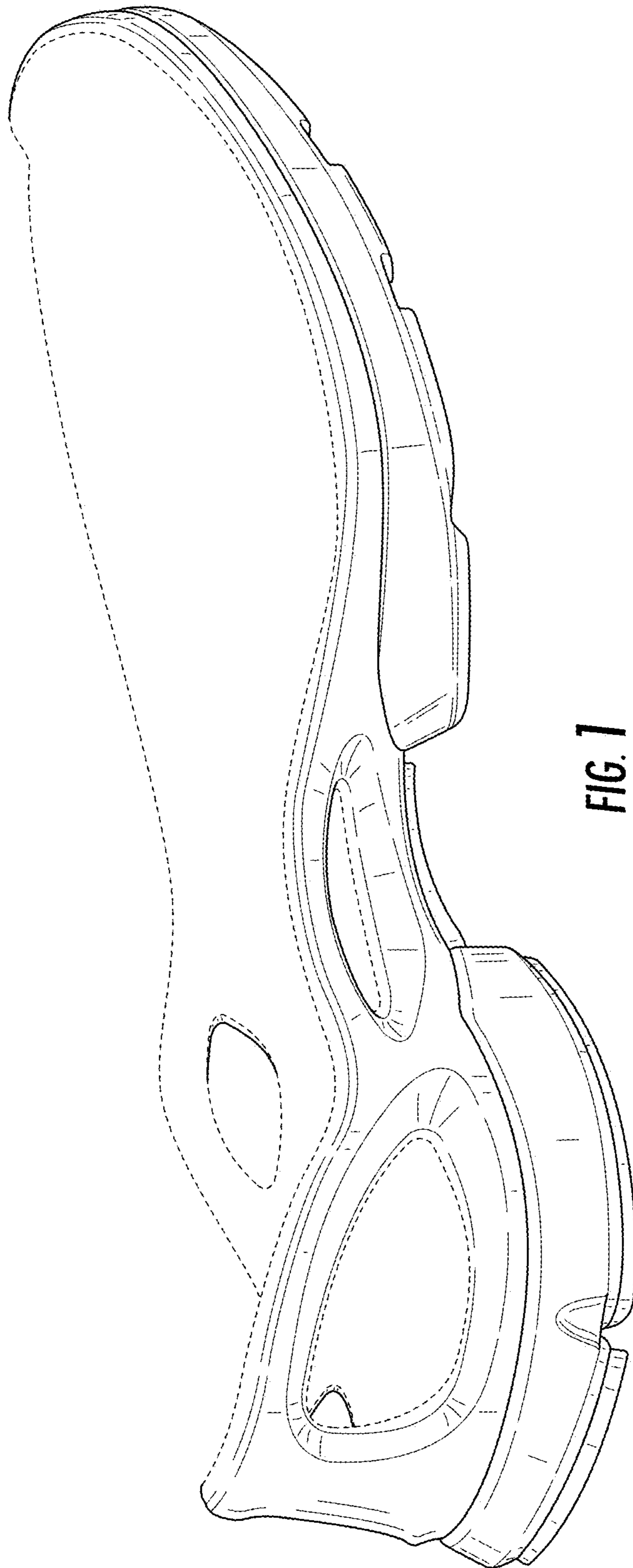
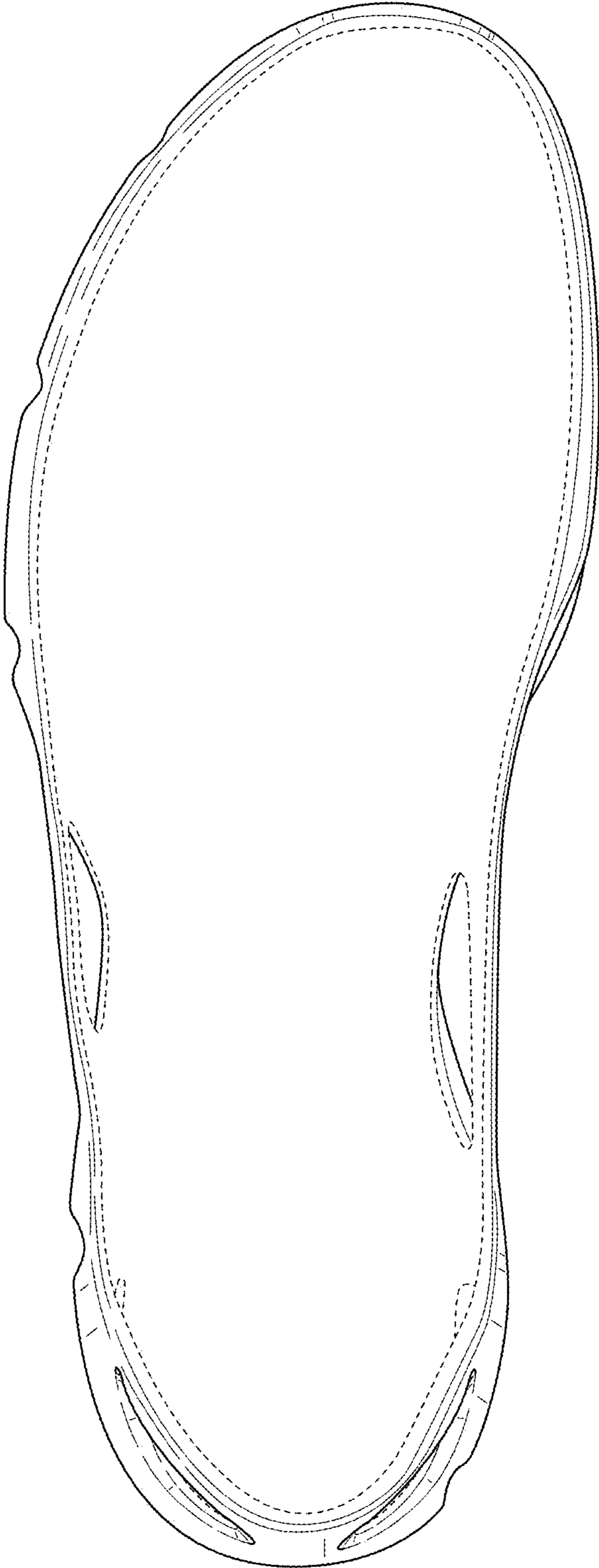


FIG. 1



**FIG. 2**

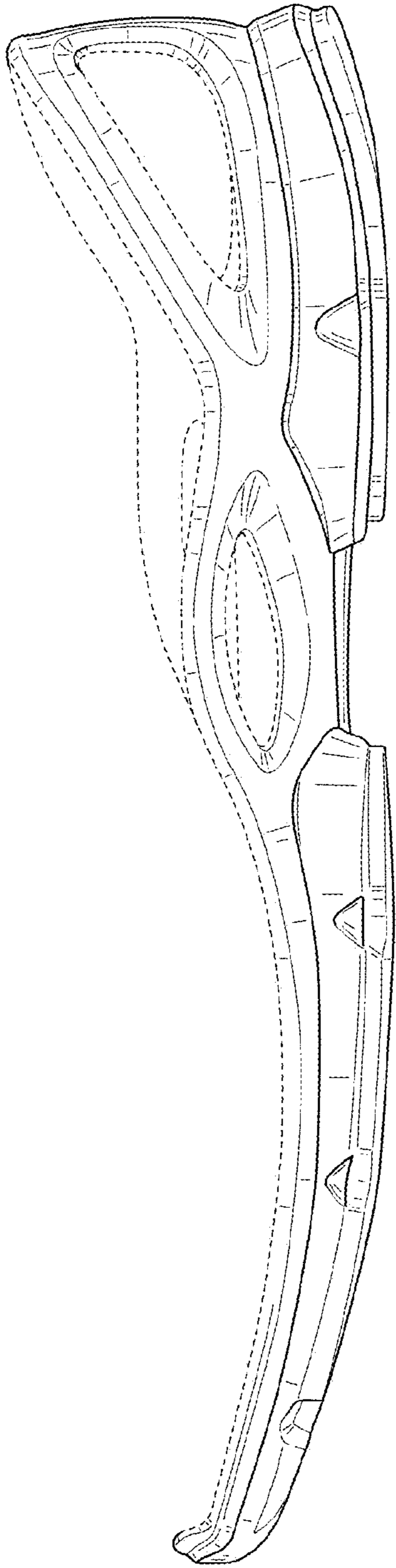


FIG. 3

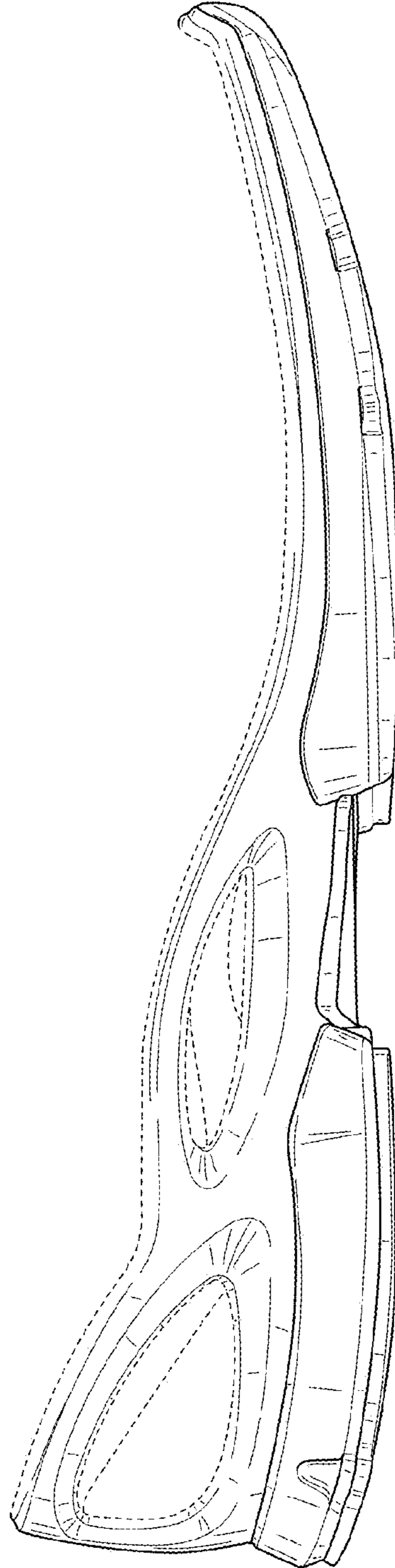


FIG. 4

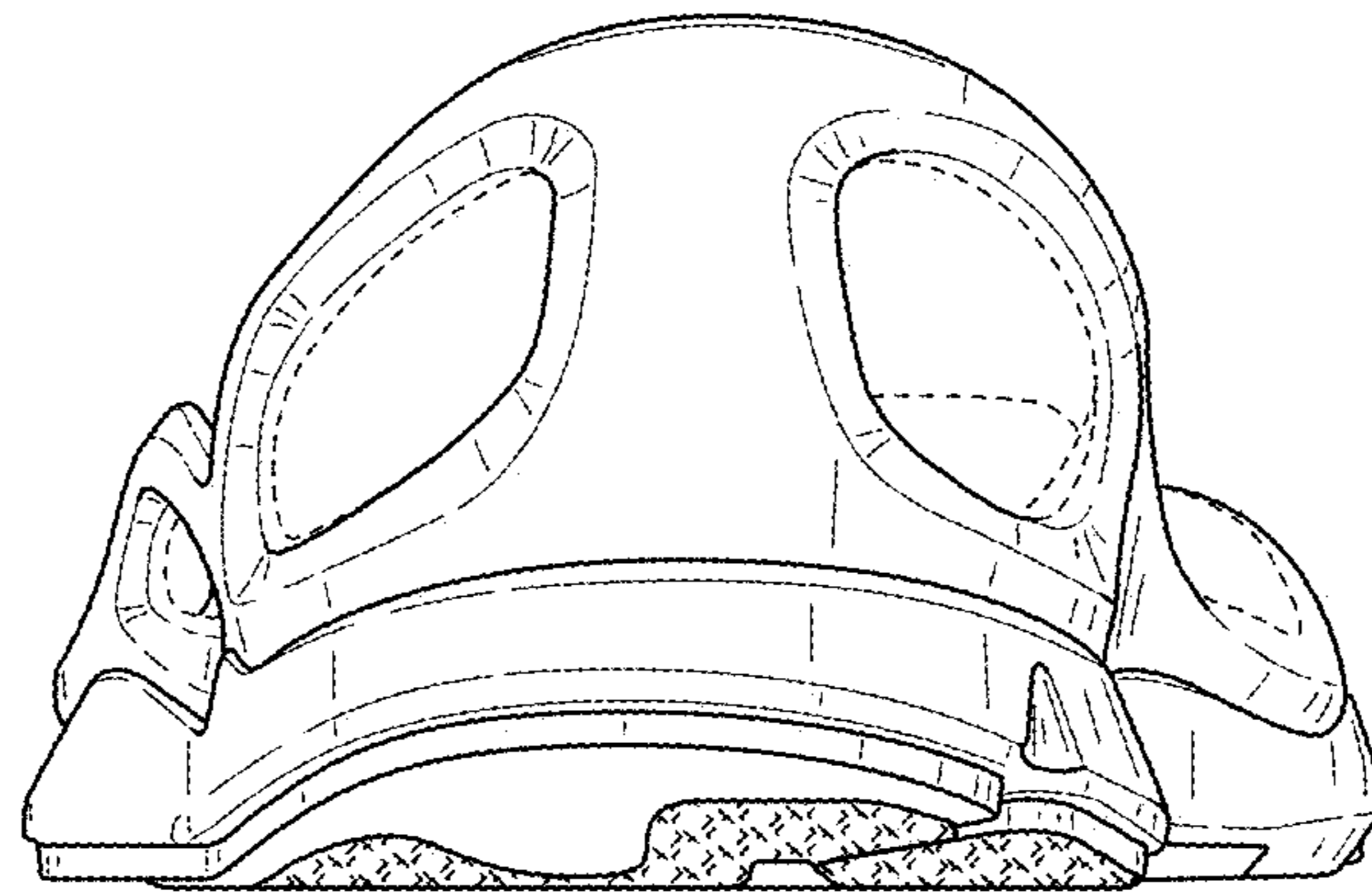


FIG. 5

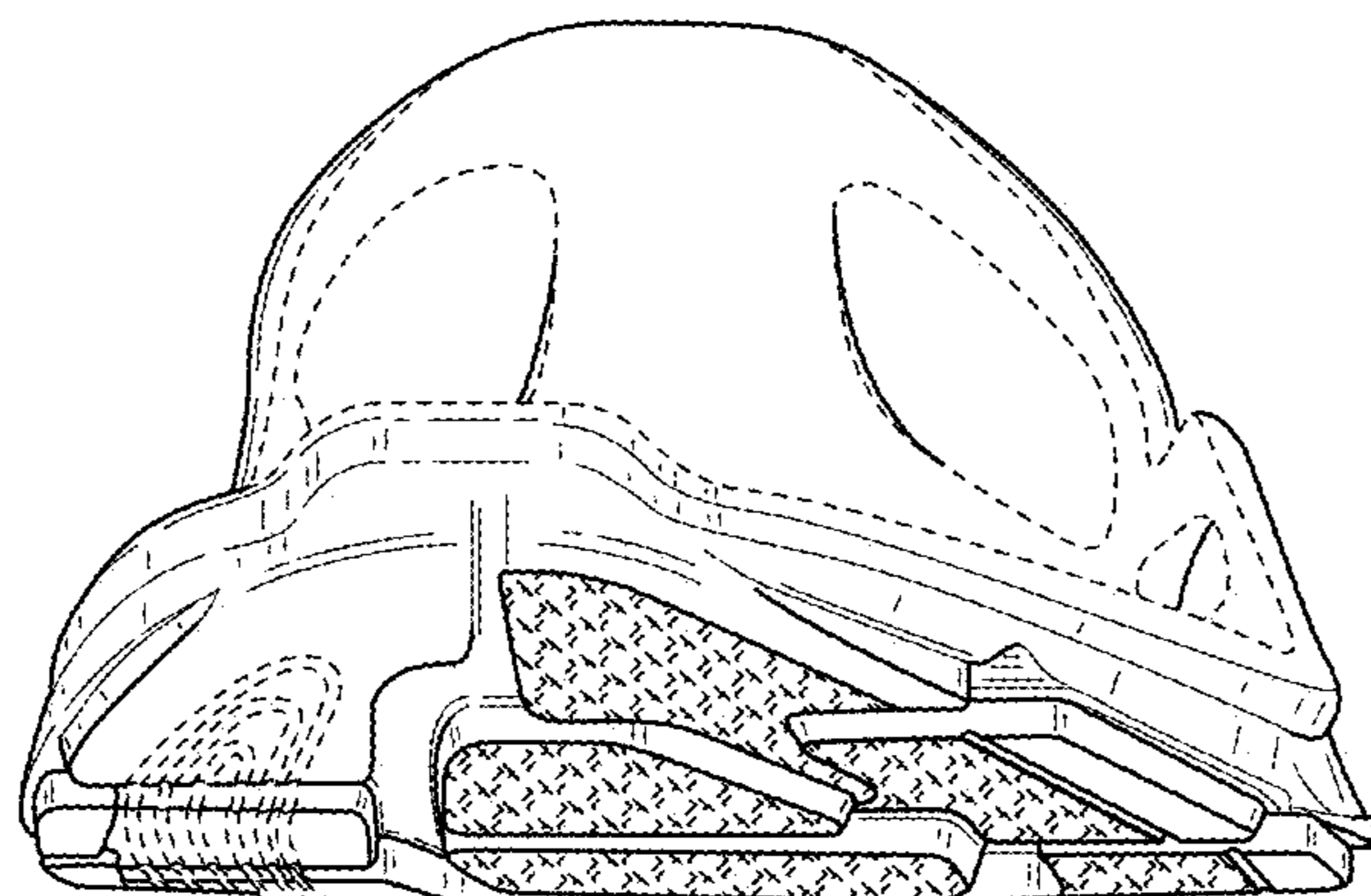


FIG. 7

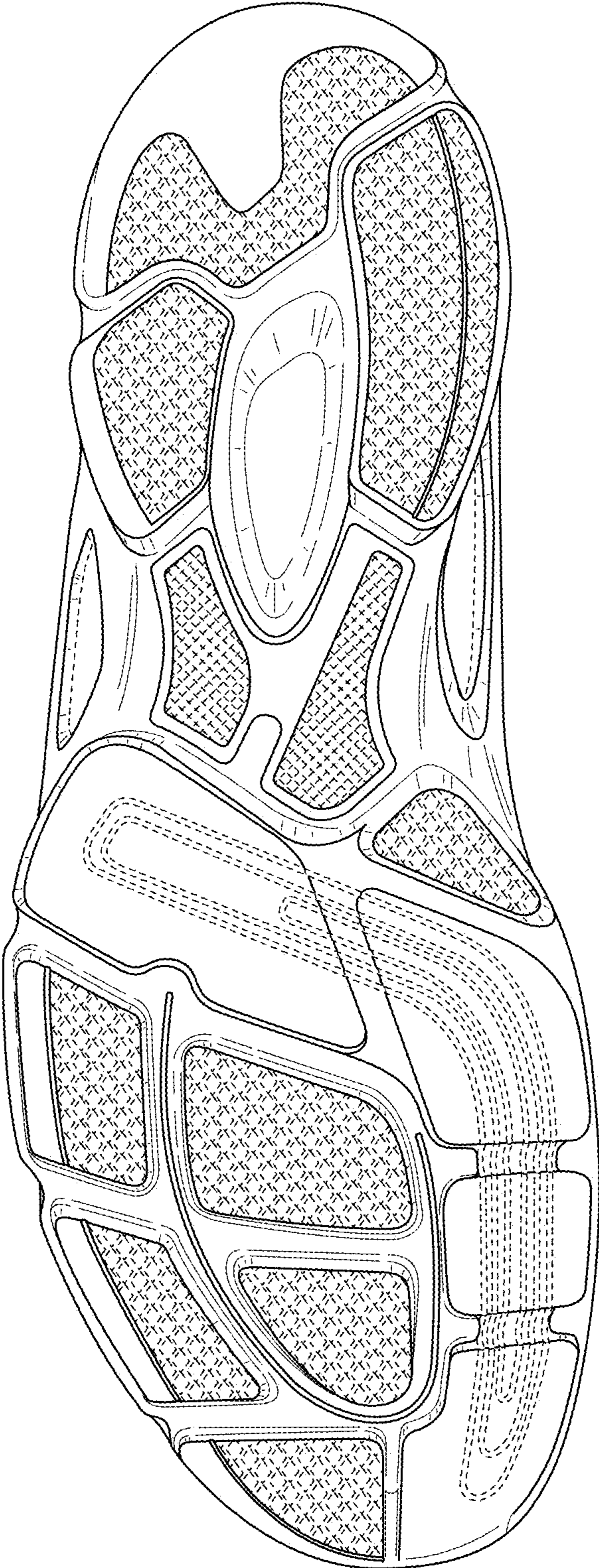


FIG. 6