



US00D734917S

(12) **United States Design Patent**  
**Santana**

(10) **Patent No.:** **US D734,917 S**  
(45) **Date of Patent:** **\*\* Jul. 28, 2015**

(54) **SCRUB BOTTOM**

(71) Applicant: **Gustavo Santana**, Chicago, IL (US)

(72) Inventor: **Gustavo Santana**, Chicago, IL (US)

(\*\*) Term: **14 Years**

(21) Appl. No.: **29/481,507**

(22) Filed: **Feb. 6, 2014**

(51) **LOC (10) Cl.** ..... **02-02**

(52) **U.S. Cl.**  
USPC ..... **D2/739**

(58) **Field of Classification Search**  
USPC ..... D2/700, 712, 713, 716, 739, 742  
CPC ..... A41D 1/06; A41D 1/08; A41D 1/086  
See application file for complete search history.

(56) **References Cited**

U.S. PATENT DOCUMENTS

D267,674	S	*	1/1983	Livernois	.....	D2/747
4,488,317	A	*	12/1984	Polsky	.....	2/227
D364,493	S	*	11/1995	Williams	.....	D2/714
7,500,274	B1	*	3/2009	Kallen	.....	2/227
D646,467	S	*	10/2011	Campbell	.....	D2/840

D664,737	S	*	8/2012	Slank	.....	D2/742
D705,519	S	*	5/2014	Meyer	.....	D2/742
8,832,867	B2	*	9/2014	Boyle	.....	2/227
D729,497	S	*	5/2015	Orehek et al.	.....	D2/739

\* cited by examiner

*Primary Examiner* — Karen E Kearney  
*Assistant Examiner* — Nathaniel D Buckner

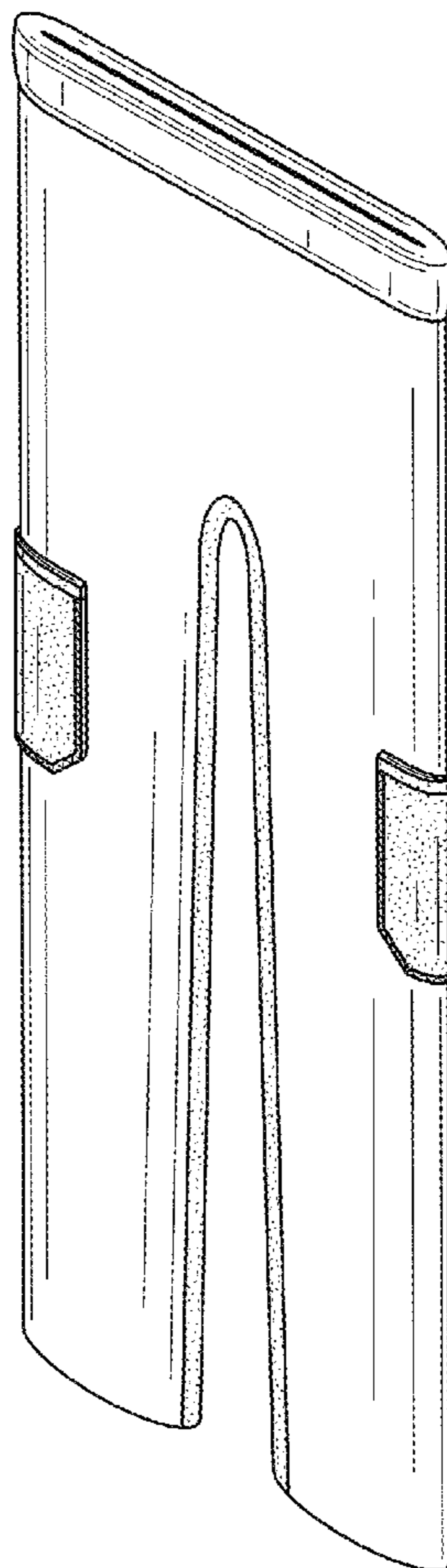
(57) **CLAIM**

The ornamental design for a scrub bottom, as shown and described.

**DESCRIPTION**

FIG. 1 is a top-front perspective view of a scrub bottom showing my new design;  
FIG. 2 is a front elevation view thereof;  
FIG. 3 is a rear elevation view thereof;  
FIG. 4 is a left side elevation view thereof, the right side being a mirror image thereto;  
FIG. 5 is a top plan view thereof; and,  
FIG. 6 is a bottom plan view thereof.  
The stipple-shaded areas shown in the drawings represent a change in appearance.

**1 Claim, 2 Drawing Sheets**



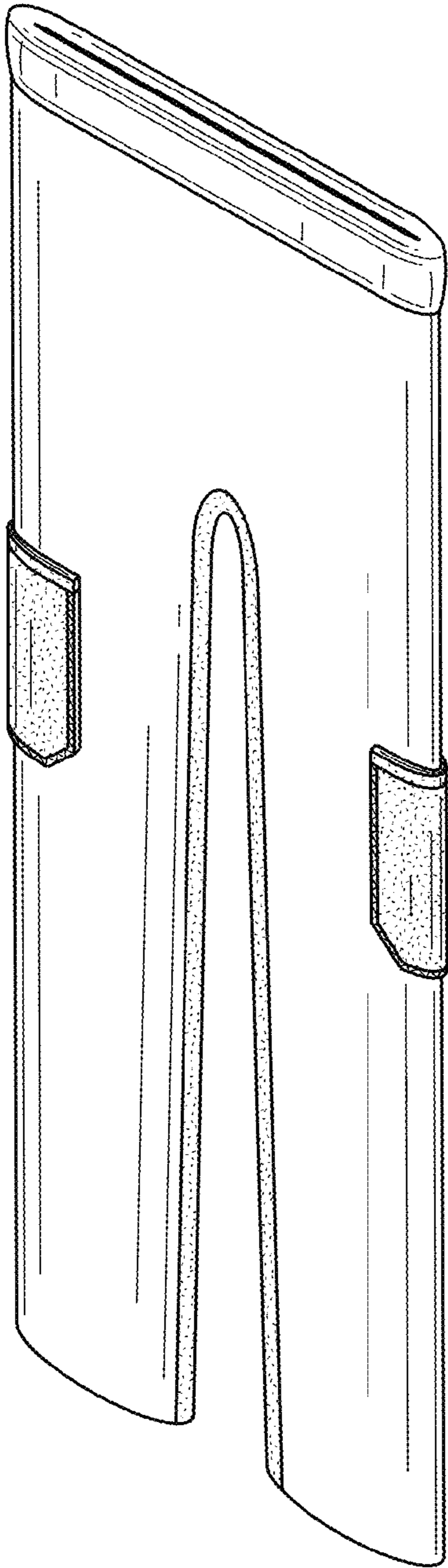


FIG. 1

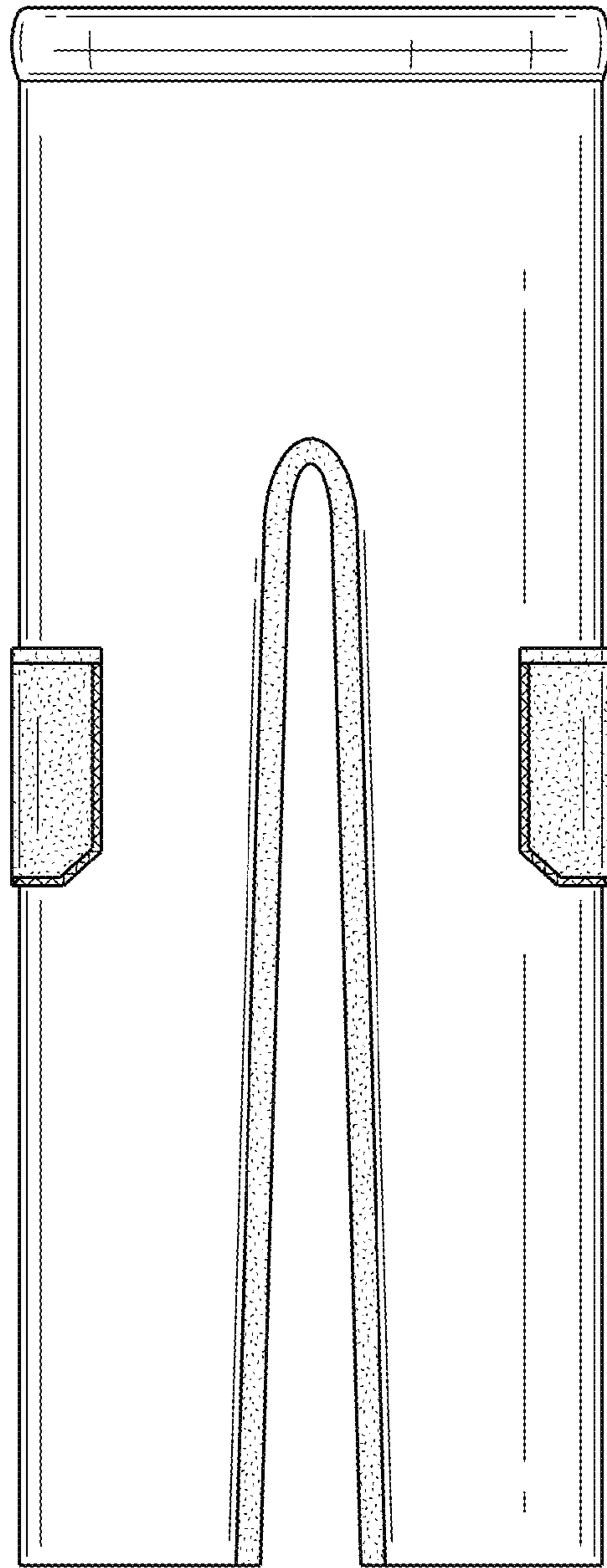


FIG. 2

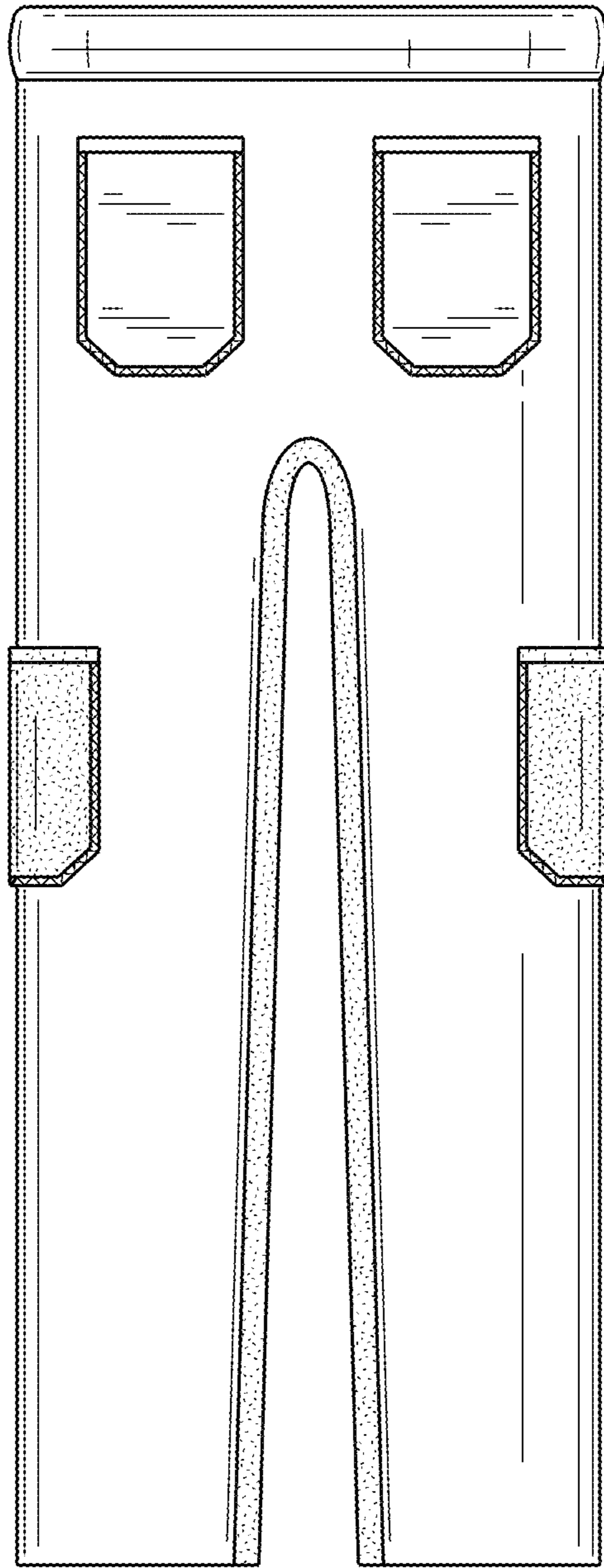


FIG. 3

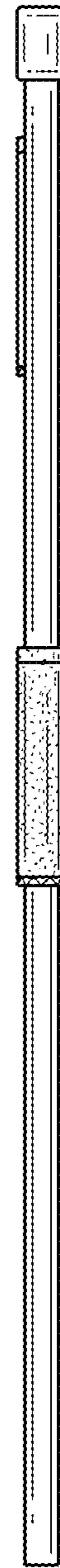


FIG. 4

