



US00D734914S

(12) **United States Design Patent**
Tsai

(10) **Patent No.:** **US D734,914 S**
(45) **Date of Patent:** **** Jul. 21, 2015**

(54) **PORTION OF A ROLLING CART**
(71) Applicant: **Pretty Star Store LLC**, Rowland Heights, CA (US)
(72) Inventor: **Tsung-Yu Tsai**, Changhua (TW)
(73) Assignee: **PRETTY STAR STORE LLC**, Rowland Heights, CA (US)

(**) Term: **14 Years**
(21) Appl. No.: **29/497,687**
(22) Filed: **Jul. 28, 2014**

(51) **LOC (10) Cl.** **12-02**
(52) **U.S. Cl.**
USPC **D34/21**
(58) **Field of Classification Search**
USPC D34/12-27; D3/304-315, 277, 273;
280/33.991-33.993, 47.31, 47.19,
280/47.315; 211/180, 134
CPC A47B 87/0207; B62B 3/14; B62B 3/144;
B62B 3/1496; B62B 3/1404; B62B 3/1408;
B62B 3/1472
See application file for complete search history.

(56) **References Cited**
U.S. PATENT DOCUMENTS

D436,239 S * 1/2001 Walsh D34/21
D502,584 S * 3/2005 Post et al. D34/27

D517,769 S * 3/2006 Post et al. D34/21
D601,772 S * 10/2009 de Rueda et al. D34/12
D610,769 S * 2/2010 Post D34/21
D639,561 S * 6/2011 Hardy et al. D3/306
D683,567 S * 6/2013 Hsu et al. D6/675.2
D693,084 S * 11/2013 Aupperlee D34/27
D703,412 S * 4/2014 Snider et al. D34/21
2010/0288717 A1 * 11/2010 Morandi 211/187
2014/0353270 A1 * 12/2014 Murphy 211/188

* cited by examiner

Primary Examiner — Cynthia Ramirez

(74) *Attorney, Agent, or Firm* — Muncy, Geissler, Olds & Lowe, P.C.

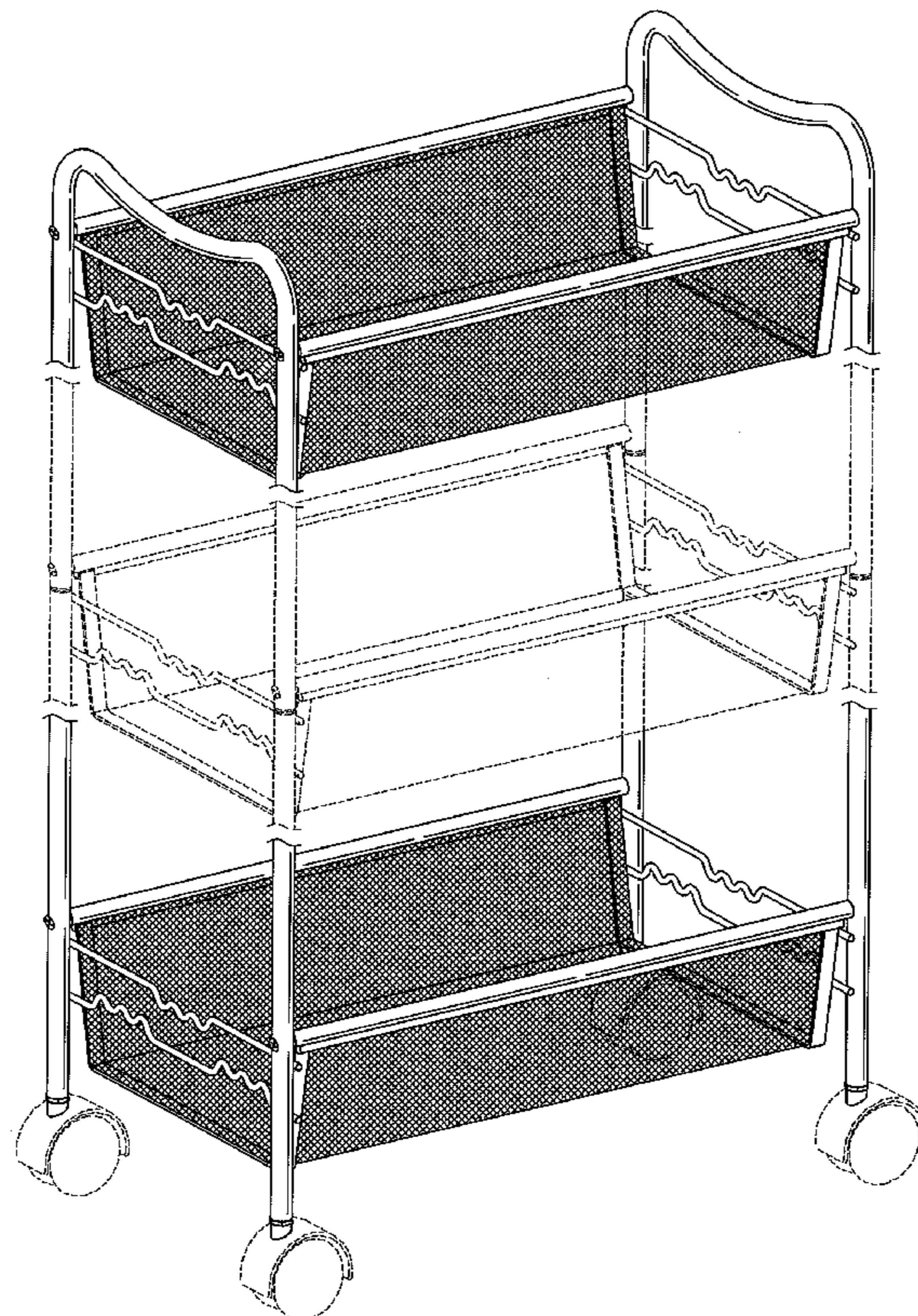
(57) **CLAIM**

The ornamental design for a portion of a rolling cart, as shown and described.

DESCRIPTION

FIG. 1 is a perspective view of the present design; FIG. 2 is a front view of the present design; FIG. 3 is a rear view of the present design; FIG. 4 is a left side view of the present design; FIG. 5 is a right view of the present design; FIG. 6 is a top view of the present design; and, FIG. 7 is a bottom view of the present design. The broken lines shown in the figures are included for the purpose of illustrating other portions of the rolling cart and form no part of the claimed design.

1 Claim, 6 Drawing Sheets



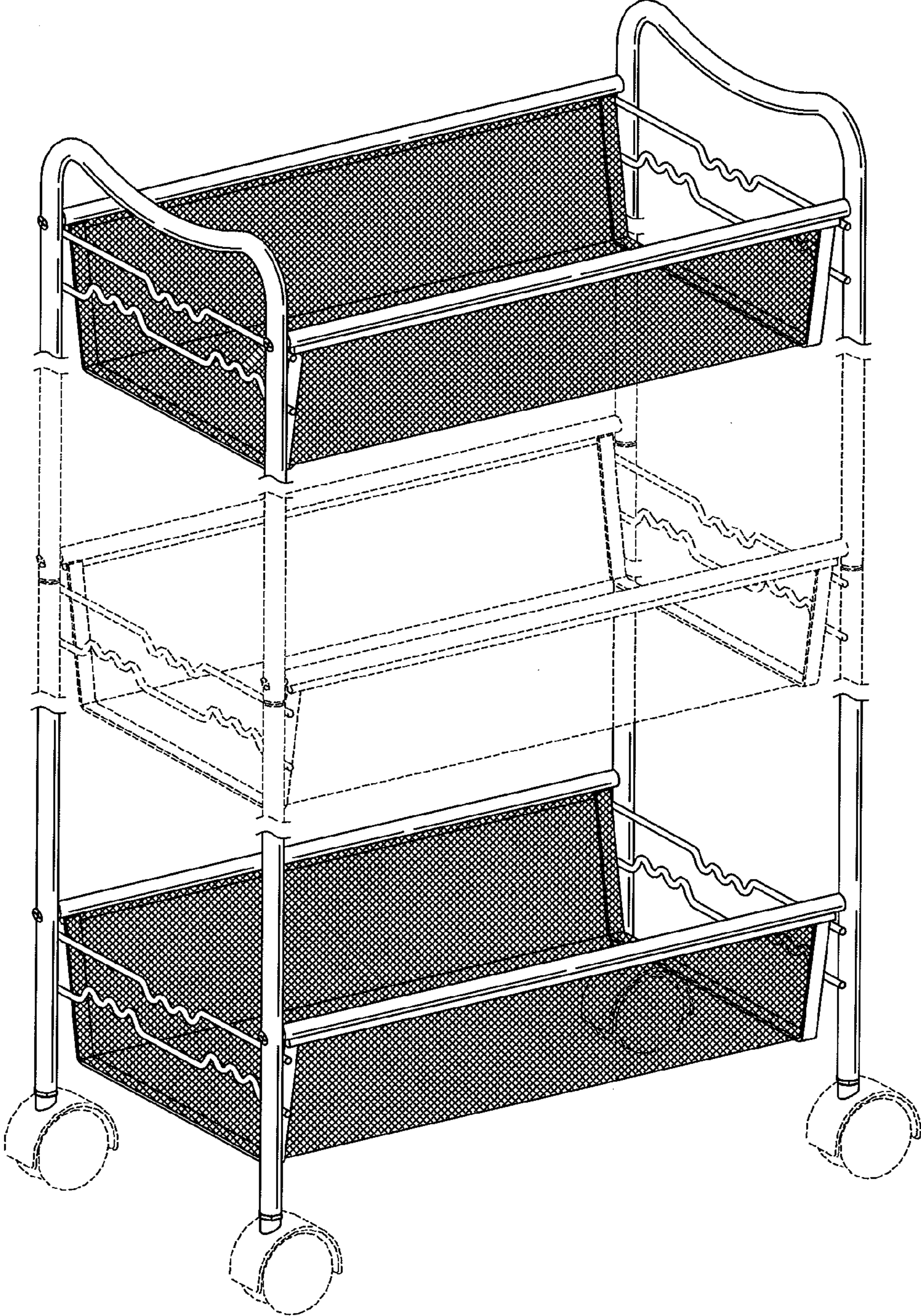


FIG. 1

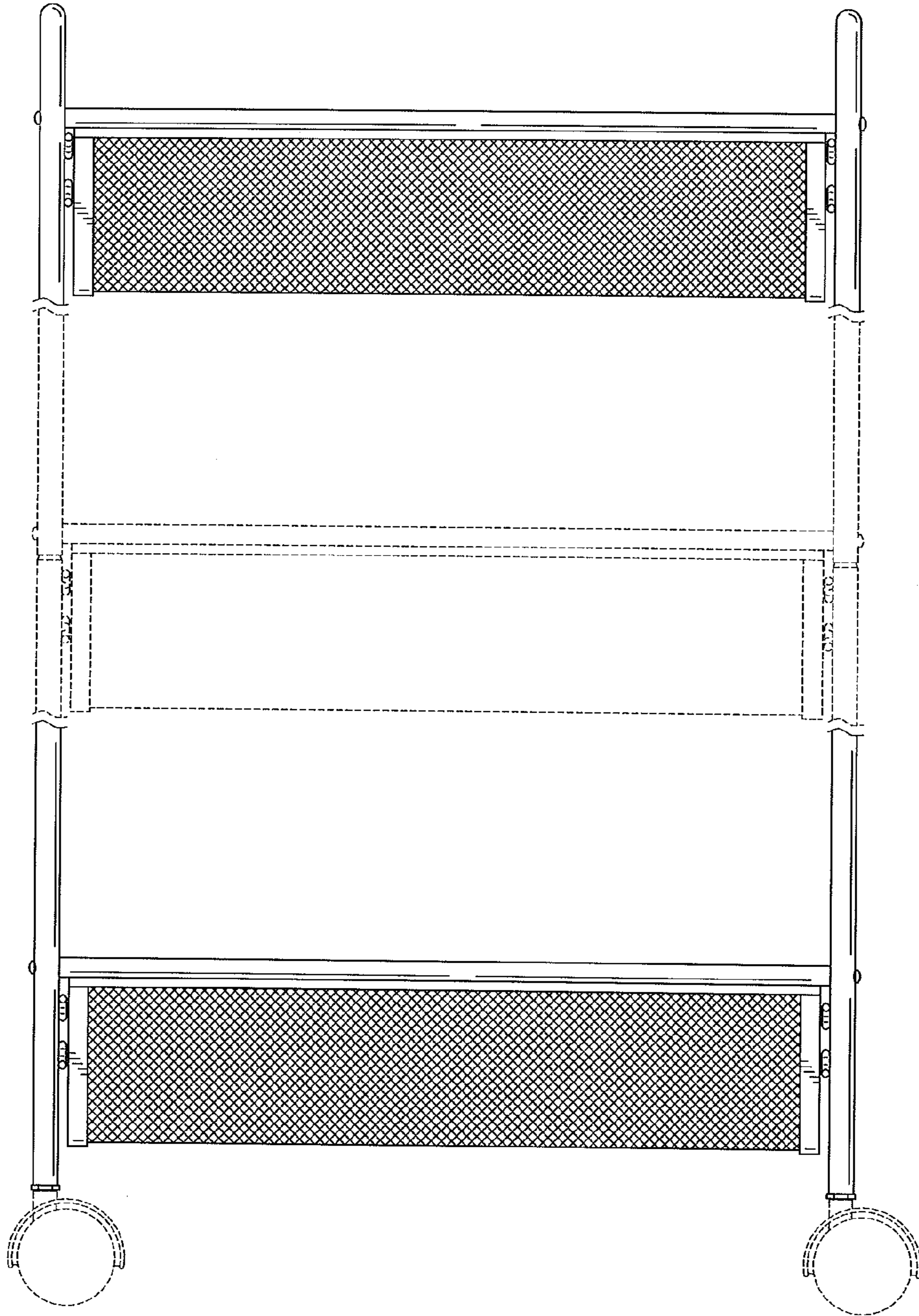


FIG. 2

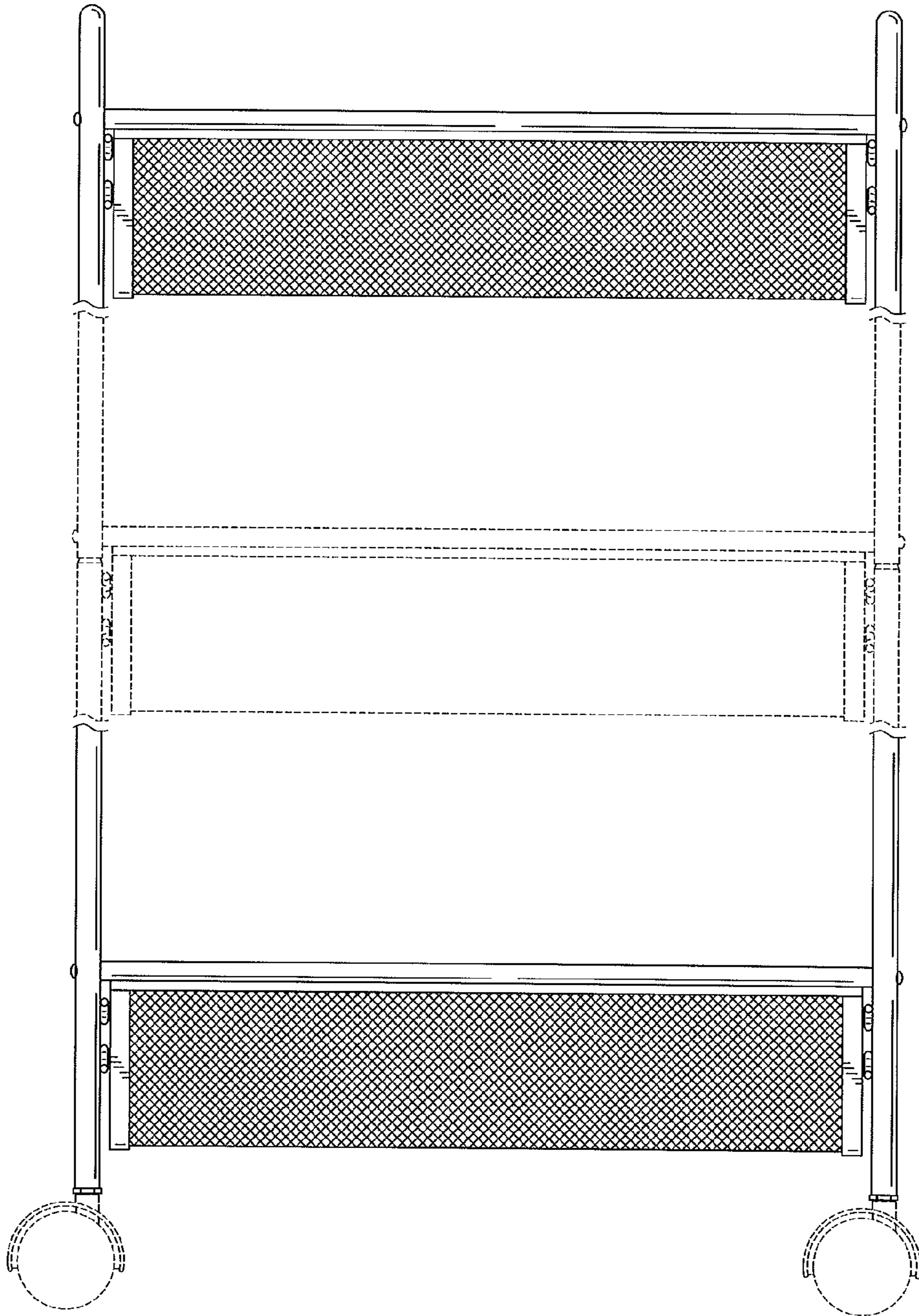


FIG. 3

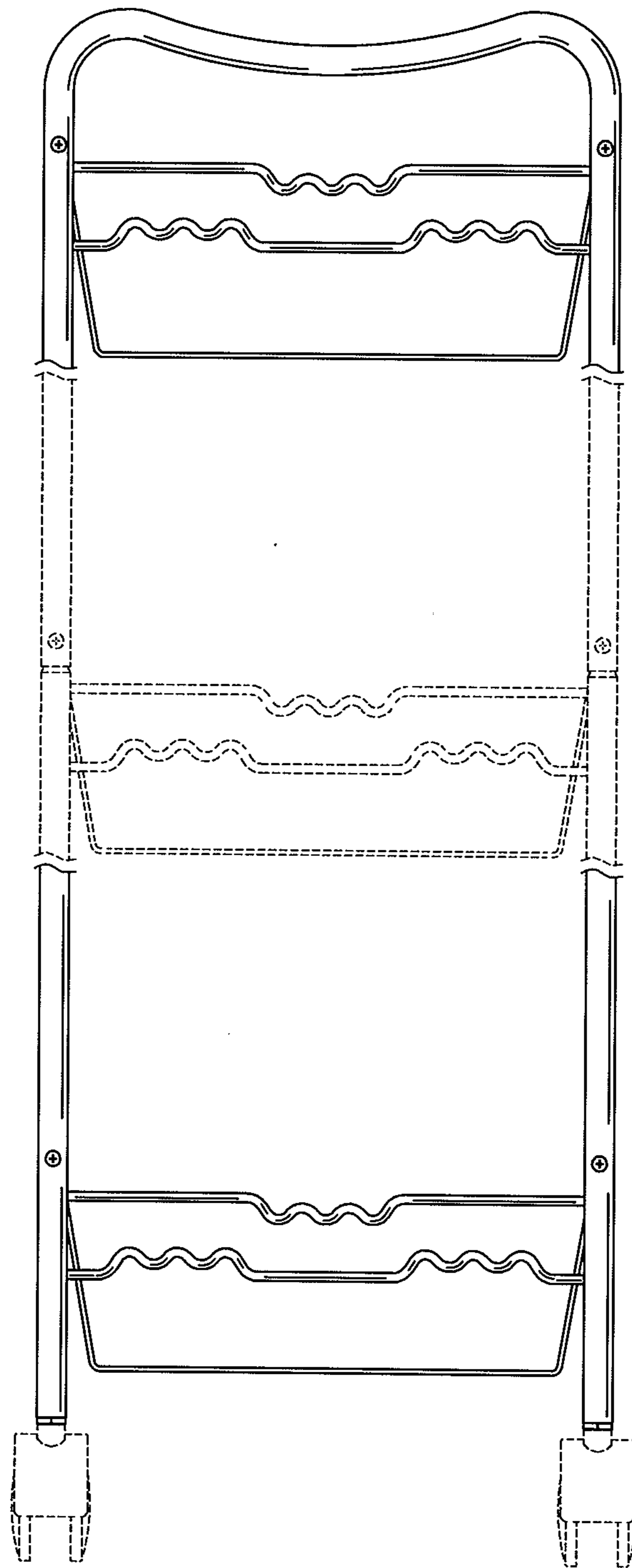


FIG. 4

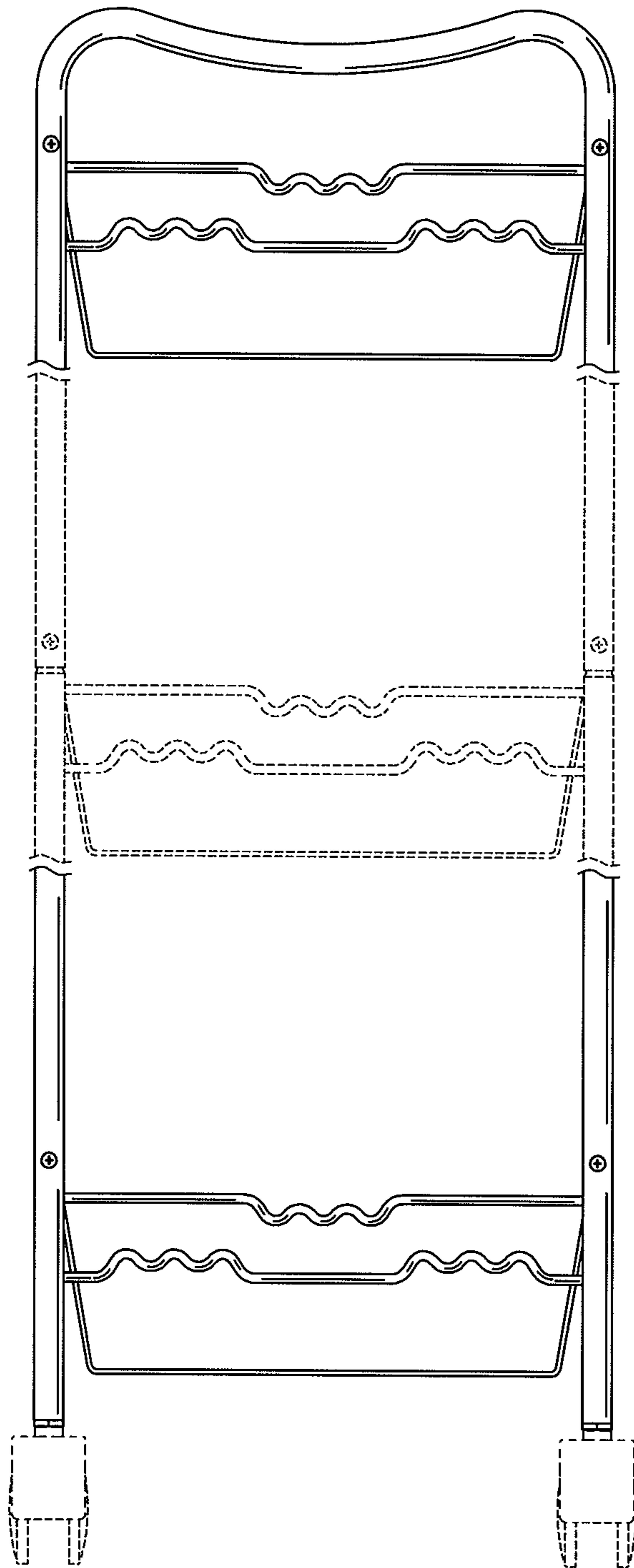


FIG. 5




FIG. 6




FIG. 7