



US00D734902S

(12) **United States Design Patent**
Eng et al.

(10) **Patent No.:** **US D734,902 S**
(45) **Date of Patent:** **** *Jul. 21, 2015**

- (54) **DISHWASHER DOOR**
- (71) Applicant: **BSH Home Appliances Corporation**,
Irvine, CA (US)
- (72) Inventors: **Lindsay Eng**, Long Beach, CA (US);
Thomas Ott, Neubiberg (DE)
- (73) Assignee: **BSH Homes Appliances Corporation**,
Irvine, CA (US)
- (*) Notice: This patent is subject to a terminal disclaimer.
- (**) Term: **14 Years**
- (21) Appl. No.: **29/451,789**
- (22) Filed: **Apr. 9, 2013**

Related U.S. Application Data

- (62) Division of application No. 29/424,166, filed on Jun. 8, 2012, now Pat. No. Des. 684,735, which is a division of application No. 29/405,771, filed on Nov. 7, 2011, now Pat. No. Des. 665,957.
- (51) **LOC (10) Cl.** **15-05**
- (52) **U.S. Cl.**
USPC **D32/3**
- (58) **Field of Classification Search**
USPC D32/1-3, 25, 28; 312/31, 109, 228;
134/56 D, 57 D, 58 D, 58 DL, 201;
D7/340, 348, 349, 350, 405
See application file for complete search history.

(56) **References Cited**

U.S. PATENT DOCUMENTS

D385,070 S *	10/1997	Hughes et al.	D32/3
D424,257 S *	5/2000	Umeda et al.	D32/2
6,893,061 B2 *	5/2005	Miller et al.	292/303
D539,992 S *	4/2007	Yamamoto et al.	D32/2

7,216,944 B2 *	5/2007	Oyler et al.	312/311
D544,657 S *	6/2007	Jung et al.	D32/2
D577,869 S *	9/2008	Tartan et al.	D32/2
D613,467 S *	4/2010	Park et al.	D32/6
D627,937 S *	11/2010	Kim	D32/2
D658,828 S *	5/2012	Kim et al.	D32/2
D661,437 S *	6/2012	Kim et al.	D32/2
D667,596 S *	9/2012	Berberet	D32/3
D668,402 S *	10/2012	Eng et al.	D32/3
D668,403 S *	10/2012	Eng et al.	D32/3
D668,404 S *	10/2012	Eng et al.	D32/3
D670,457 S *	11/2012	Eng	D32/3
D672,101 S *	12/2012	Eng et al.	D32/3

(Continued)

Primary Examiner — T. Chase Nelson

Assistant Examiner — Kathleen M Sims

(74) *Attorney, Agent, or Firm* — James E. Howard; Andre Pallapies

(57) **CLAIM**

The ornamental design for a dishwasher door, as shown and described.

DESCRIPTION

FIG. 1 is a front perspective view, from the top, of a dishwasher door for a dishwasher according to our new ornamental design;

FIG. 2 is a front view thereof;

FIG. 3 is a cross sectional view along lines 3-3 of FIG. 2;

FIG. 4 is a cross sectional view along lines 4-4 of FIG. 2;

FIG. 5 is a top view thereof;


FIG. 6 is a left side view thereof, with the right side view thereof being a mirror image thereof; and,

FIG. 7 is a front perspective view thereof taken from the bottom.

The broken lines of the dishwasher and components thereof show surrounding structure or environment and do not form part of the claimed design.

The bottom and rear parts of the dishwasher door are unornamented and form no part of the claimed design.

1 Claim, 5 Drawing Sheets



US D734,902 S

Page 2

(56)

References Cited

U.S. PATENT DOCUMENTS

D677,843 S * 3/2013 Eng et al. D32/3
D681,289 S * 4/2013 Eng et al. D32/3
2003/0030288 A1* 2/2003 Miller et al. 292/303

D673,742 S * 1/2013 Eng et al. D32/2 * cited by examiner

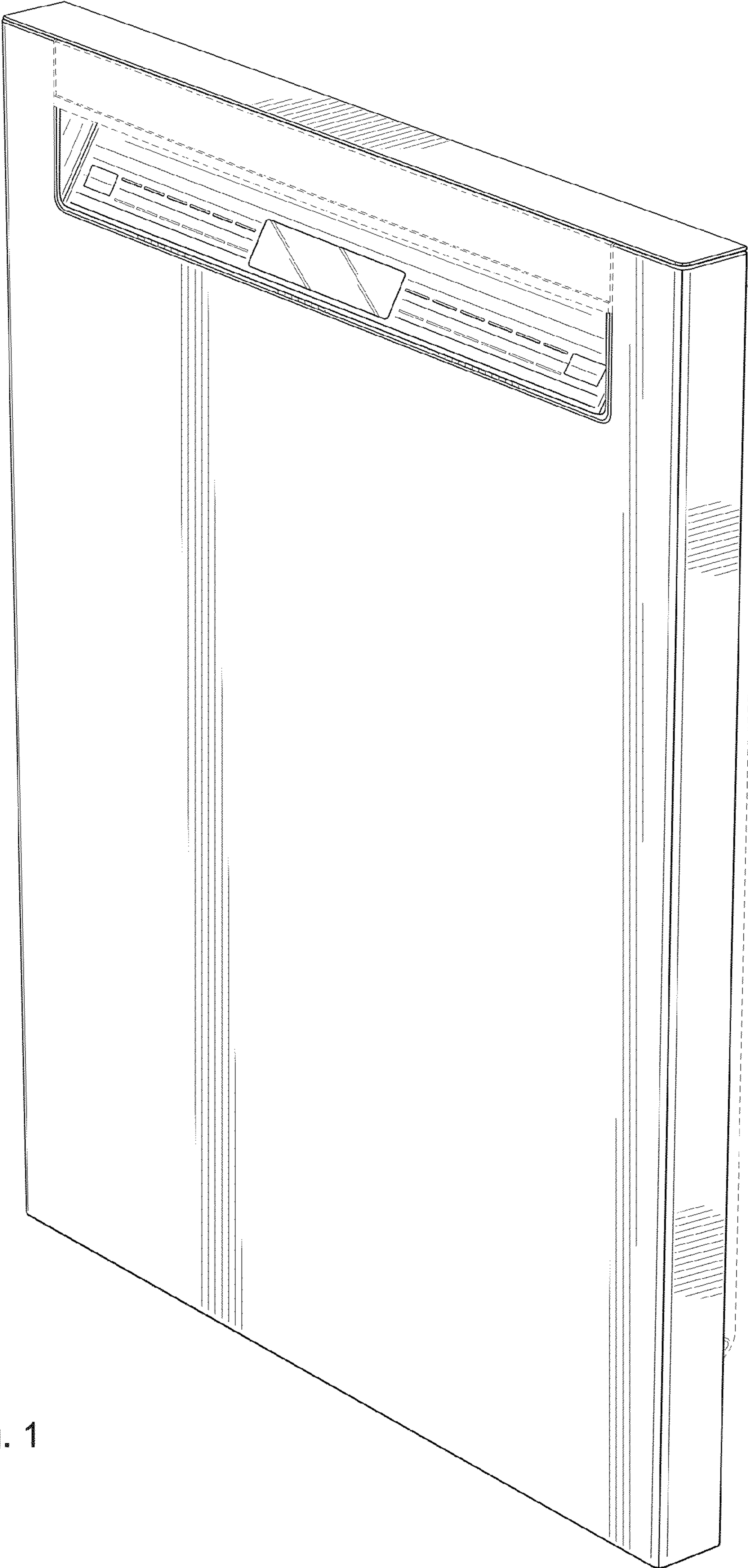


Fig. 1




Fig. 2

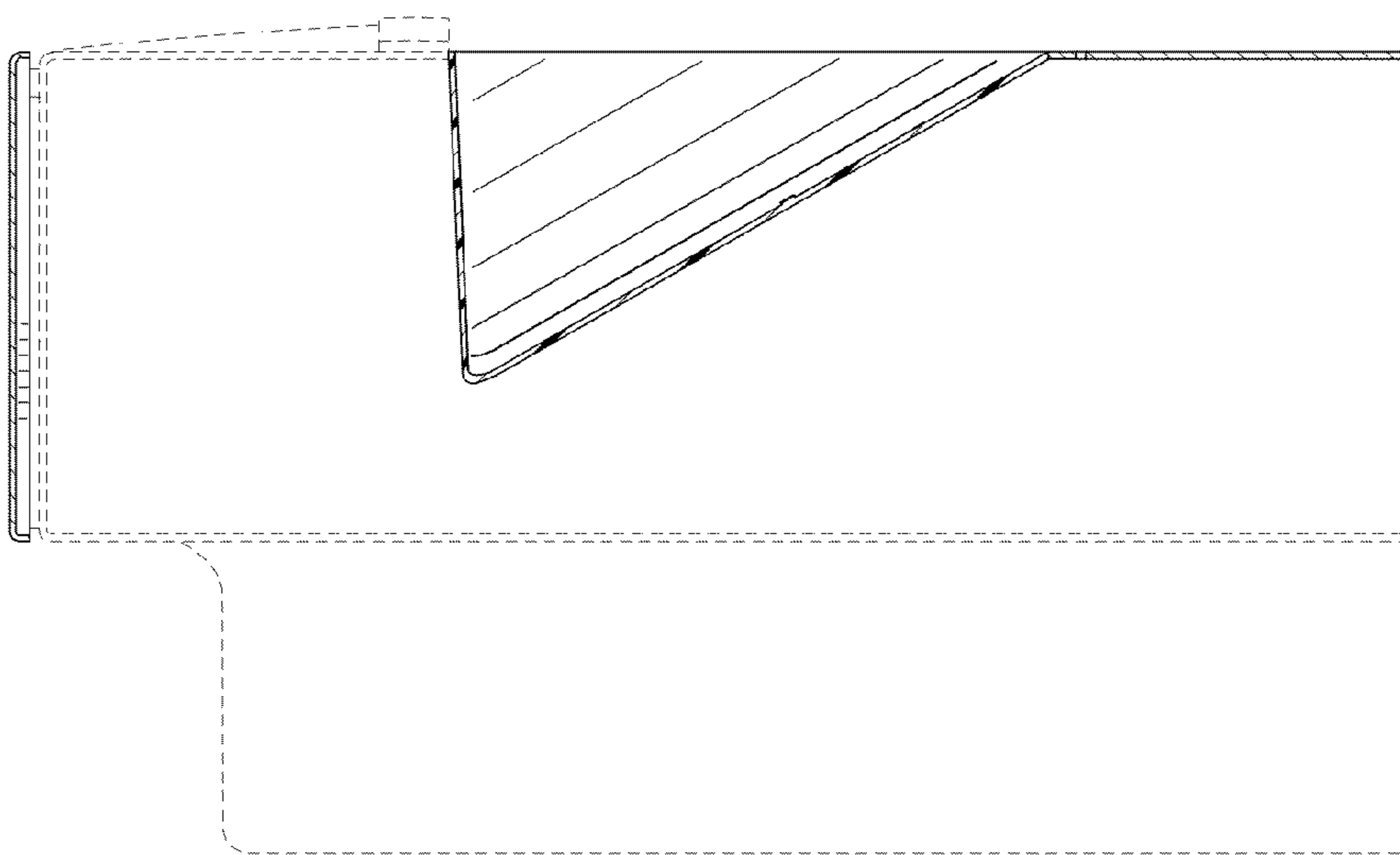


Fig. 4

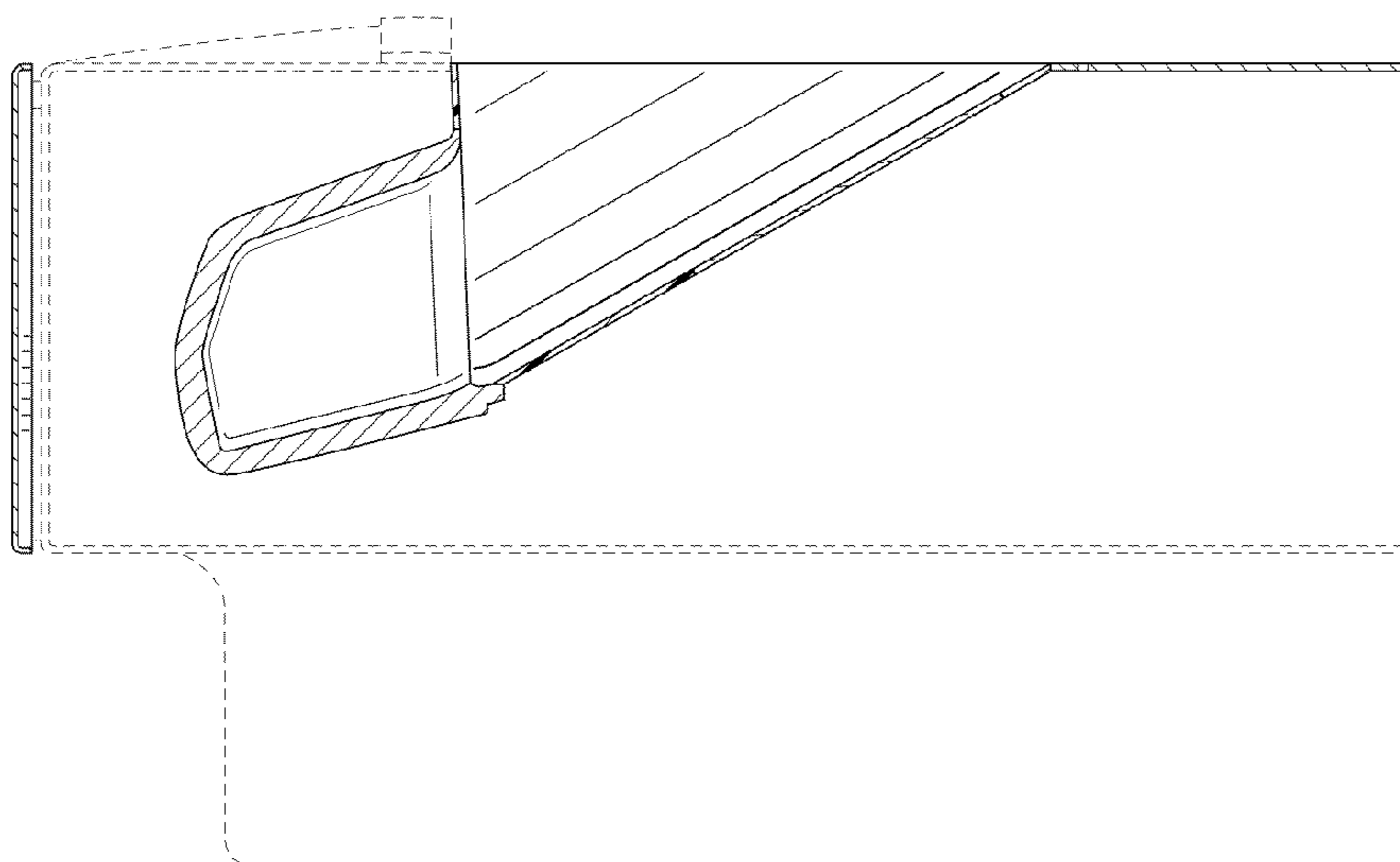


Fig. 3

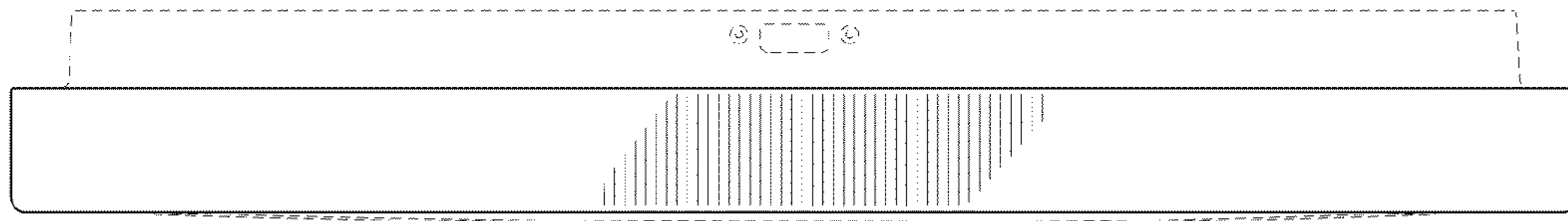


Fig. 5

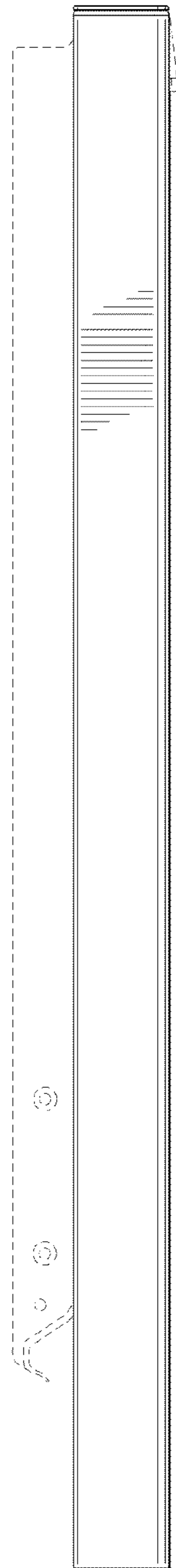


Fig. 6

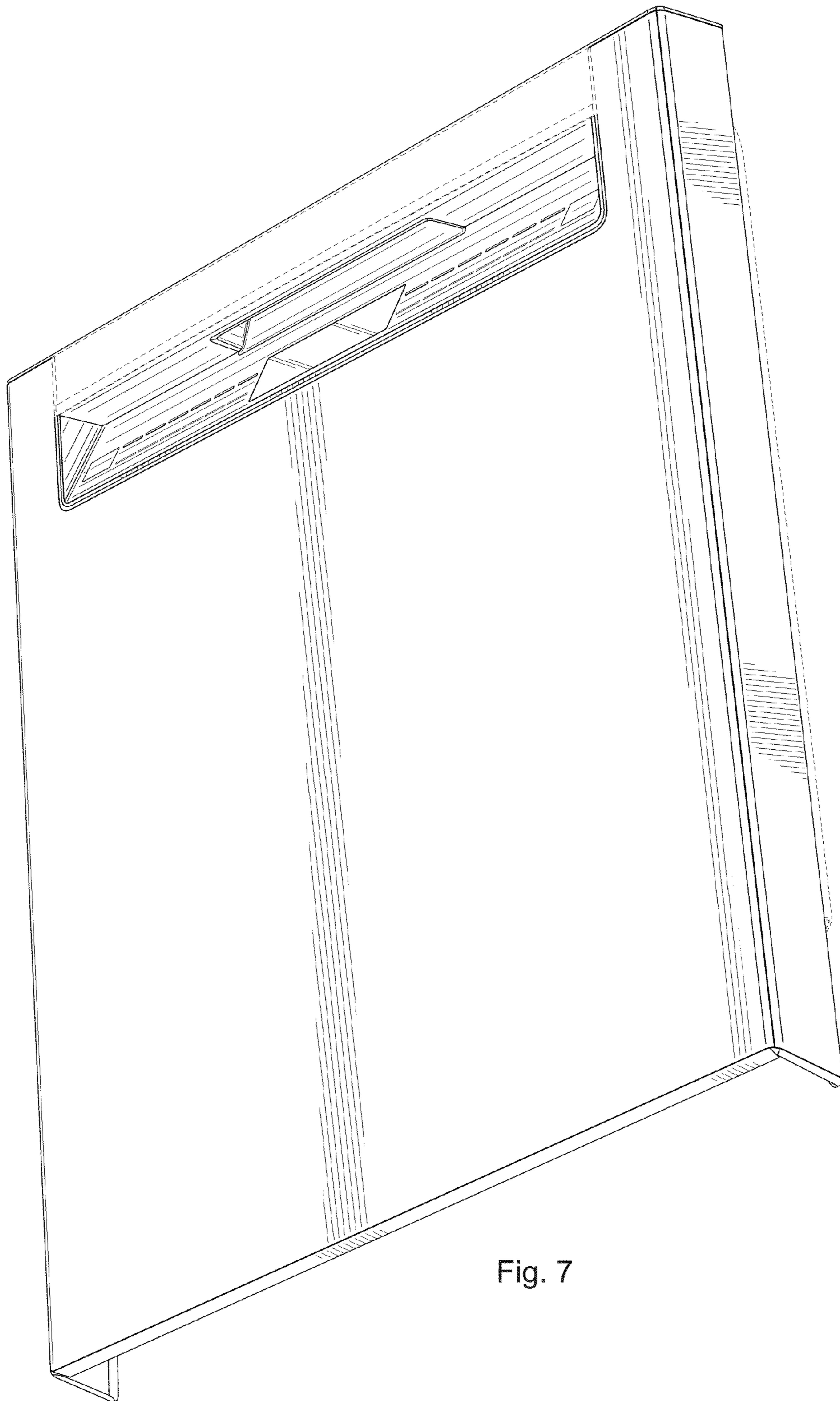


Fig. 7