

US00D734892S

(12) **United States Design Patent**  
**Sato**

(10) **Patent No.:** **US D734,892 S**  
(45) **Date of Patent:** **\*\* Jul. 21, 2015**

- (54) **SHEET FOR FACE PACK**
- (71) Applicant: **Saori Sato**, Tokyo (JP)
- (72) Inventor: **Saori Sato**, Tokyo (JP)
- (73) Assignee: **SHISEIDO CO., LTD.**, Tokyo (JP)
- (\*\*) Term: **14 Years**
- (21) Appl. No.: **29/492,189**
- (22) Filed: **May 29, 2014**
- (51) **LOC (10) Cl.** ..... **28-02**
- (52) **U.S. Cl.**  
USPC ..... **D28/7**
- (58) **Field of Classification Search**  
USPC ..... D28/7, 8, 20-22, 30-31, 76, 85, 99;  
132/108, 202, 208, 317.32;  
401/202-207, 261-267; D4/132-135;  
D24/119  
CPC . A45D 34/002; A45D 34/005; A45D 34/007;  
A45D 34/04; A45D 34/041; A45D 34/042;  
A45D 34/043; A45D 34/045; A45D 34/046;  
A45D 34/047; A45D 34/048; A45D 34/06  
See application file for complete search history.

D634,473	S	*	3/2011	Koike	.....	D28/9
D646,844	S	*	10/2011	Roman	.....	D28/7
D646,846	S	*	10/2011	Roman	.....	D28/7
D653,804	S	*	2/2012	Roman	.....	D28/7
D689,651	S	*	9/2013	Kusuda et al.	.....	D28/7
2003/0167556	A1	*	9/2003	Kelley	.....	2/206
2005/0217688	A1	*	10/2005	Liu et al.	.....	132/216
2010/0154813	A1	*	6/2010	Deeds	.....	132/200

\* cited by examiner

*Primary Examiner* — Zenia Bennett  
(74) *Attorney, Agent, or Firm* — Manabu Kanesaka

- (56) **References Cited**  
U.S. PATENT DOCUMENTS  
D426,019 S \* 5/2000 Aoki et al. .... D28/4

(57) **CLAIM**  
The ornamental design for a sheet for face pack, as shown and described.

**DESCRIPTION**  
FIG. 1 is a perspective view of a sheet for face pack showing my new design;  
FIG. 2 is a front view thereof, a rear view being symmetrical to the front view thereof.  
FIG. 3 is a plan view thereof;  
FIG. 4 is a bottom view thereof;  
FIG. 5 is a right side view thereof;  
FIG. 6 is a left side view thereof; and,  
FIG. 7 is an end view taken along line 7-7 in FIG. 2.

**1 Claim, 3 Drawing Sheets**

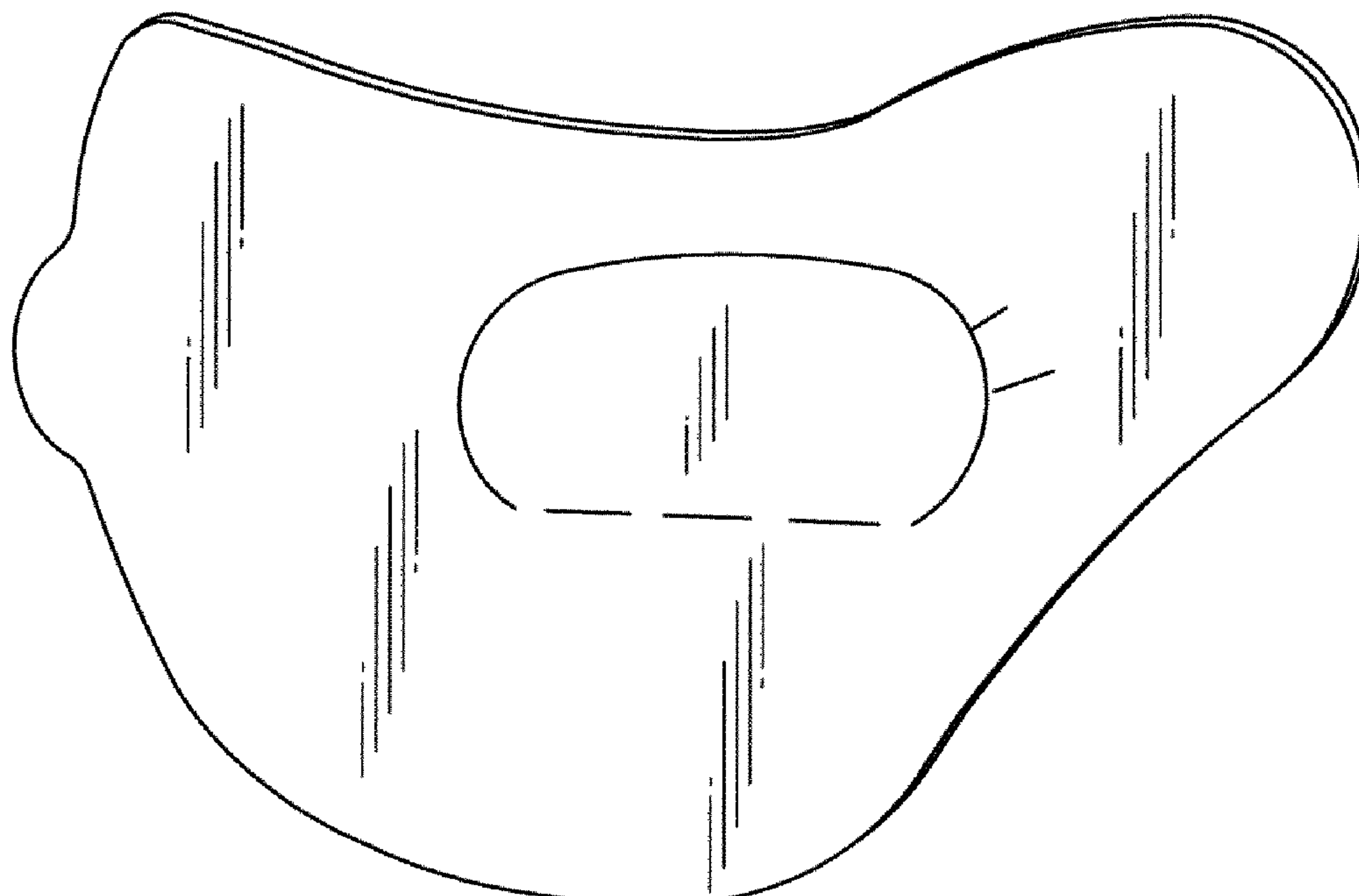


Fig. 1

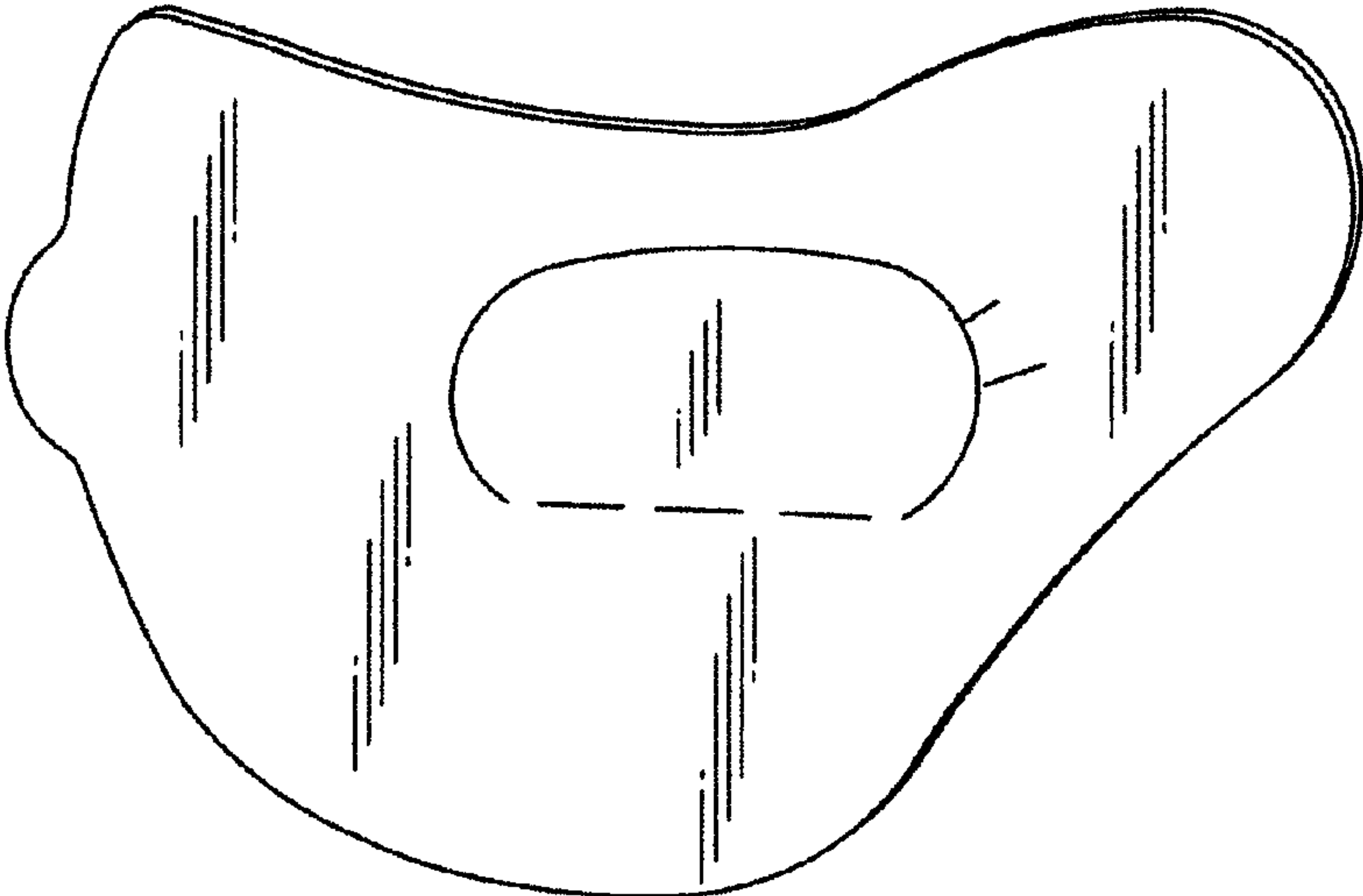


Fig. 2

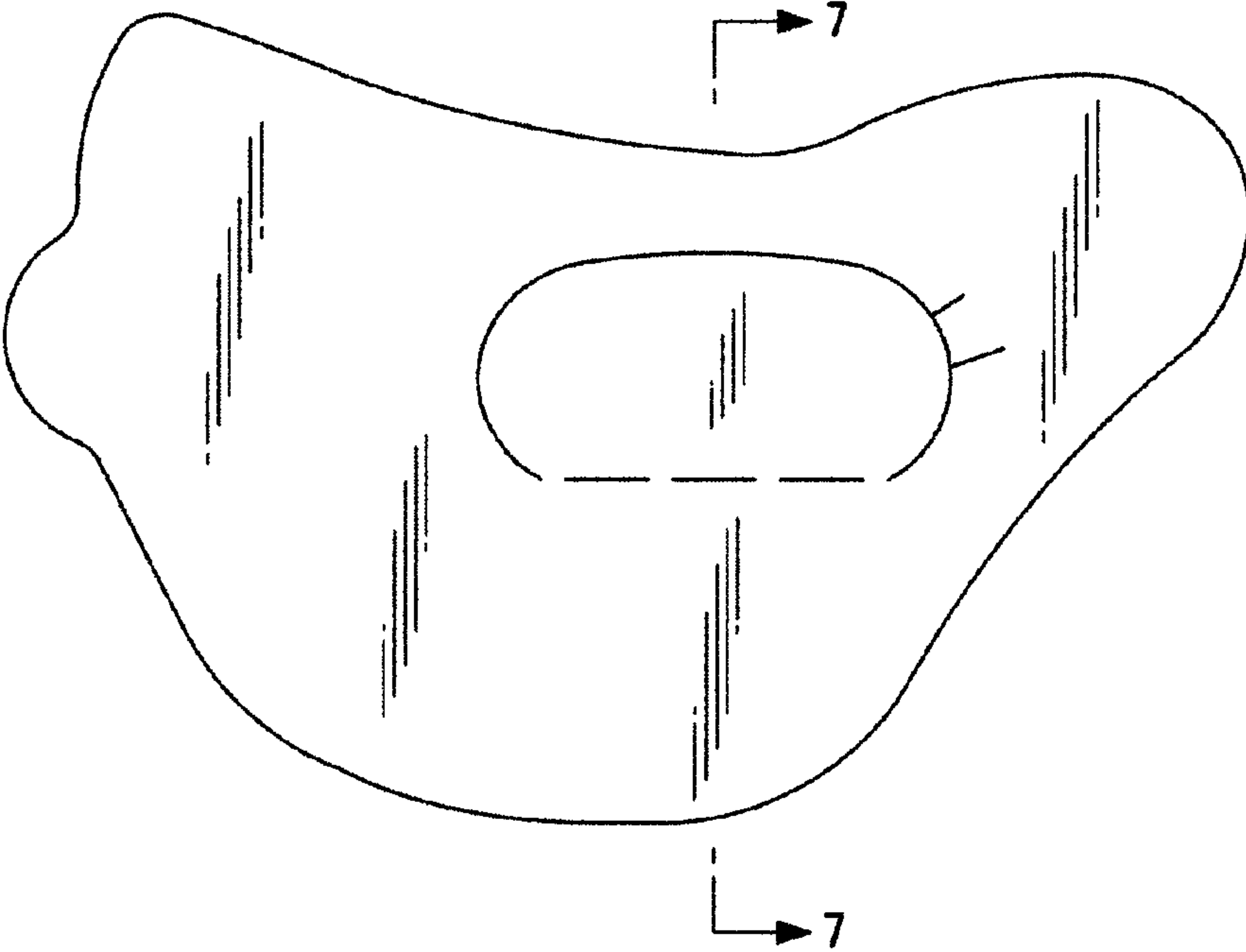


Fig. 3




Fig. 4




Fig. 5



Fig. 6



Fig. 7

