



US00D734891S

(12) **United States Design Patent**  
**Sternad**

(10) **Patent No.:** **US D734,891 S**  
(45) **Date of Patent:** **\*\* Jul. 21, 2015**

- (54) **LIP STENCIL TEMPLATE**
- (71) Applicant: **Kim Sternad**, Servanna, MD (US)
- (72) Inventor: **Kim Sternad**, Servanna, MD (US)
- (\*\*) Term: **14 Years**
- (21) Appl. No.: **29/458,659**
- (22) Filed: **Jun. 21, 2013**
- (51) **LOC (10) Cl.** ..... **28-01**
- (52) **U.S. Cl.**  
USPC ..... **D28/7**
- (58) **Field of Classification Search**  
USPC ..... D28/4, 7, 9, 92, 93, 99; 132/285, 319,  
132/320, 333; D19/37, 39, 40; D10/64;  
D24/119, 206, 208; 607/109  
CPC ..... A45D 40/30; A45D 26/0014  
See application file for complete search history.

(56) **References Cited**

**U.S. PATENT DOCUMENTS**

3,858,589	A *	1/1975	Geiger	.....	132/214
3,870,055	A *	3/1975	Barbarow	.....	132/215
6,190,730	B1 *	2/2001	Matsos et al.	.....	427/212
6,240,842	B1 *	6/2001	Hailey	.....	101/127
6,701,938	B2 *	3/2004	Faragi	.....	132/320

\* cited by examiner

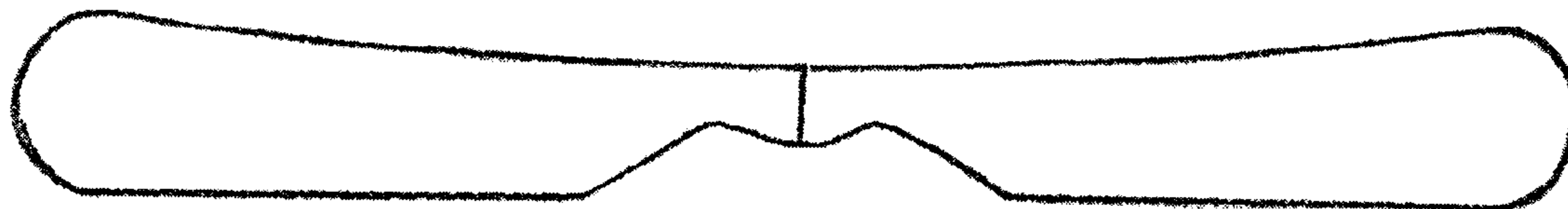
*Primary Examiner* — Zenia Bennett  
(74) *Attorney, Agent, or Firm* — Thomas Frost

(57) **CLAIM**  
The ornamental design for a lip stencil template, as shown and described.

**DESCRIPTION**

FIG. 1 is a top plan view of the present invention.  
 FIG. 2 is a bottom plan view of the template shown in FIG. 1.  
 FIG. 3 is a front elevational view of the template shown in FIG. 1, with a rear elevational view being a mirror image thereof.  
 FIG. 4 is a left side elevational view of the template shown in FIG. 1, with a right side elevational view being a mirror image thereof.  
 FIG. 5 is a top plan view of a second embodiment of the present invention.  
 FIG. 6 is a bottom plan view of the template shown in FIG. 5.  
 FIG. 7 is a left side elevational view of the template shown in FIG. 5.  
 FIG. 8 is a right side elevational view of the template shown in FIG. 5.  
 FIG. 9 is a front elevational view of the template shown in FIG. 5; and,  
 FIG. 10 is a rear elevational view of the template shown in FIG. 5.

**1 Claim, 6 Drawing Sheets**



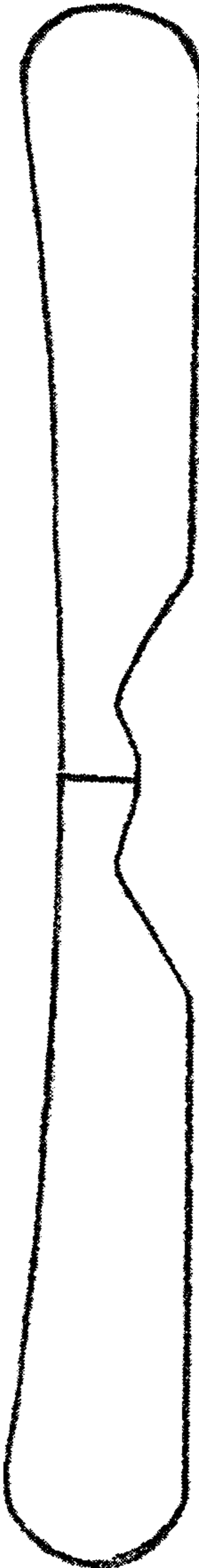


FIG. 1

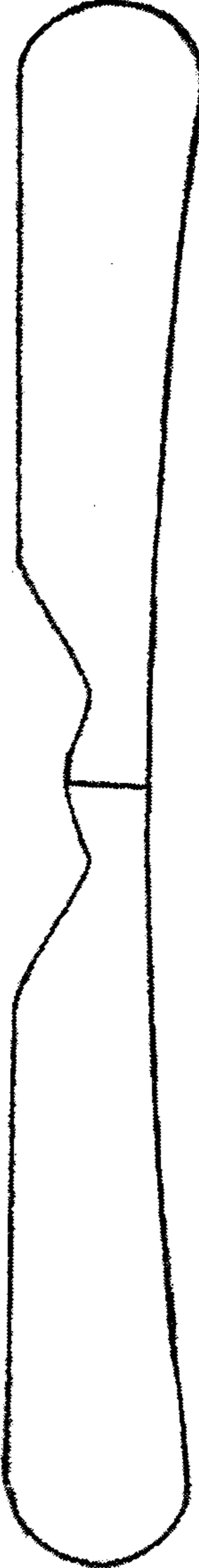


FIG. 2

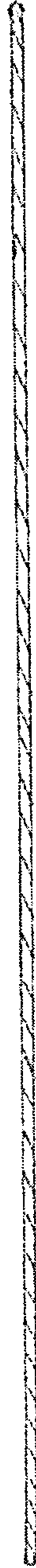


FIG. 3



FIG. 4




FIG. 5




FIG. 6



FIG. 7



FIG. 8



FIG. 9

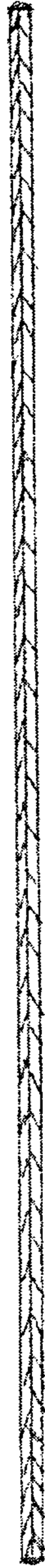


FIG.10