



US00D734849S

(12) **United States Design Patent**
Conforti

(10) **Patent No.:** **US D734,849 S**

(45) **Date of Patent:** **** Jul. 21, 2015**

(54) **CHANGE PAD**

(71) Applicant: **Carl Joseph Conforti**, Fall River, MA
(US)

(72) Inventor: **Carl Joseph Conforti**, Fall River, MA
(US)

(**) Term: **14 Years**

(21) Appl. No.: **29/442,267**

(22) Filed: **Jan. 17, 2013**

(51) **LOC (10) Cl.** **24-04**

(52) **U.S. Cl.**
USPC **D24/124**

(58) **Field of Classification Search**
USPC D6/331, 333, 385, 390, 391, 718, 595,
D6/596, 601; D20/22; 5/93.1, 98.1, 98.2,
5/99.1, 101, 105, 655; D23/278;
D30/118

See application file for complete search history.

(56) **References Cited**

U.S. PATENT DOCUMENTS

D46,315 S *	8/1914	Mettler	D20/22
D236,657 S *	9/1975	Reeves	D28/9
D396,982 S *	8/1998	Harris	D6/608
D402,493 S *	12/1998	Cothren et al.	D6/596
D408,676 S *	4/1999	Straub et al.	D6/601
D422,830 S *	4/2000	Cothren et al.	D6/596
D467,117 S *	12/2002	Guy	D6/596

D480,754 S *	10/2003	Berger	D19/1
D513,657 S *	1/2006	Jaskuloski	D2/719
D577,530 S *	9/2008	Hsu	D6/596
D593,786 S *	6/2009	Lown et al.	D6/596
D608,395 S *	1/2010	Engelby et al.	D20/40
D615,338 S *	5/2010	Balkaran	D6/596
D618,943 S *	7/2010	Gold et al.	D6/596
D623,236 S *	9/2010	Engelby et al.	D20/40
D651,032 S *	12/2011	Adkins	D6/596
D668,718 S *	10/2012	Clark et al.	D20/22
D712,683 S *	9/2014	Faubion	D6/608
D714,072 S *	9/2014	Nadeau et al.	D6/390

* cited by examiner

Primary Examiner — T. Chase Nelson

Assistant Examiner — Michelle E Wilson

(57) **CLAIM**

The ornamental design for a change pad, as shown and described.

DESCRIPTION

FIG. 1 is a perspective view of a change pad showing my new design;

FIG. 2 is a top view thereof;

FIG. 3 is a bottom view thereof;


FIG. 4 is a right side view thereof;

FIG. 5 is a left side view thereof; and

FIG. 6 is a top end view thereof; and,

FIG. 7 is a bottom end view thereof.

1 Claim, 5 Drawing Sheets



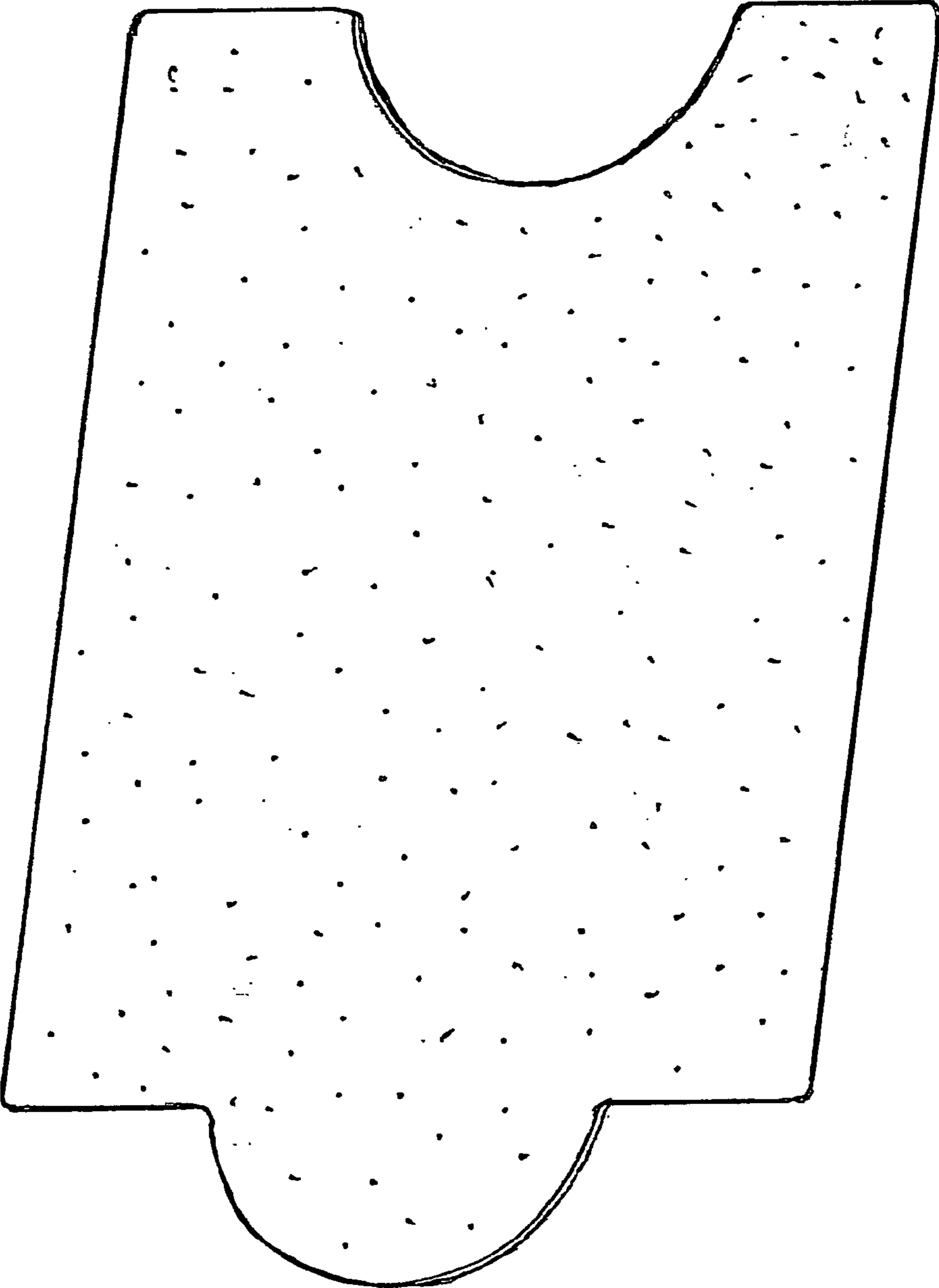


FIG. 1




FIG. 2




FIG. 3



FIG. 4



FIG. 5

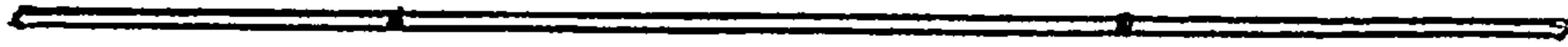


FIG. 6

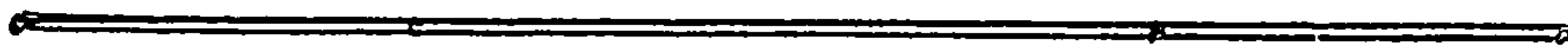


FIG. 7