

US00D734847S

(12) **United States Design Patent**
Green

(10) **Patent No.:** **US D734,847 S**

(45) **Date of Patent:** **** Jul. 21, 2015**

(54) **CELL ENCAPSULATION DEVICE**
(75) **Inventor:** **Chad Green**, San Diego, CA (US)
(73) **Assignee:** **VIACYTE, INC.**, San Diego, CA (US)
(**) **Term:** **14 Years**

5,902,745 A 5/1999 Butler et al.
5,964,261 A 10/1999 Neuenfeldt et al.
6,060,640 A 5/2000 Pauley et al.
D548,609 S 8/2007 Considine et al.
D612,936 S * 3/2010 Cremonese D24/118
D668,345 S * 10/2012 Baumwald D24/206

(Continued)

(21) **Appl. No.:** **29/423,365**
(22) **Filed:** **May 31, 2012**
(51) **LOC (10) Cl.** **24-02**
(52) **U.S. Cl.**
USPC **D24/118**
(58) **Field of Classification Search**
USPC D24/118, 127, 108, 128, 111, 189, 224;
424/422-424; 604/317, 327, 408, 403,
604/108, 339, 92, 415, 410, 332, 333, 322,
604/323, 502; 435/371, 377, 289.1, 297.1;
128/DIG. 24; 383/22, 23, 35; D9/707,
D9/709, 696; 206/219; D18/56
See application file for complete search history.

OTHER PUBLICATIONS

Restriction Requirement dated Sep. 10, 2014 in Design U.S. Appl. No. 29/408,366.

(Continued)

Primary Examiner — David Muller
Assistant Examiner — Nathan Johnston
(74) *Attorney, Agent, or Firm* — Mark D. Wieczorek; Mayer & Williams PC

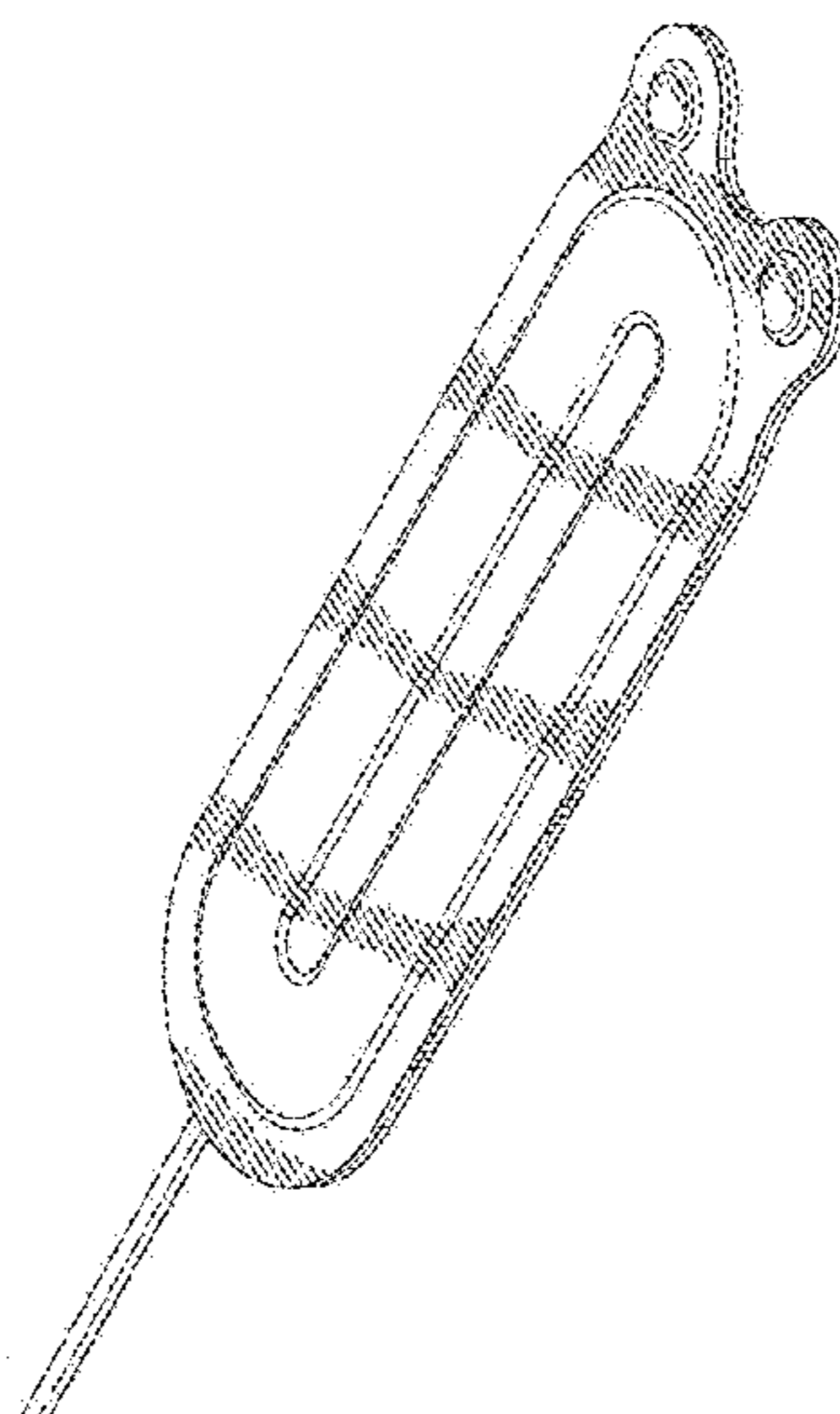
(57) **CLAIM**
The ornamental design for a cell encapsulation device, as shown and described.

DESCRIPTION

FIG. 1 is a perspective view of a first embodiment of the cell encapsulation device.
FIG. 2 is a top plan view thereof;
FIG. 3 is a bottom plan view thereof;
FIG. 4 is a left side elevation view thereof;
FIG. 5 is a right side elevation view thereof;
FIG. 6 is a rear elevation view thereof;
FIG. 7 is a front elevation view thereof;
FIG. 8 is a perspective view of a second embodiment of the cell encapsulation device.
FIG. 9 is a top plan view thereof;
FIG. 10 is a bottom plan view thereof;
FIG. 11 is a left side elevation view thereof;
FIG. 12 is a right side elevation view thereof;
FIG. 13 is a rear elevation view thereof; and,
FIG. 14 is a front elevation view thereof.

(56) **References Cited**
U.S. PATENT DOCUMENTS
2,836,329 A 5/1958 Chenette
2,896,619 A * 7/1959 Bellamy, Jr. 604/409
D289,551 S * 4/1987 Steer D24/118
D289,797 S * 5/1987 Steer D24/118
D298,279 S * 10/1988 Lee et al. D24/117
4,852,742 A 8/1989 Scuzorzo
D337,382 S * 7/1993 Wallace D24/117
5,314,471 A 5/1994 Brauker et al.
D350,690 S 9/1994 Herro
D362,913 S 10/1995 Eisenberg et al.
D367,705 S 3/1996 Williams
D369,607 S 5/1996 MacGilvary et al.
5,545,223 A 8/1996 Neuenfeldt et al.
5,593,440 A 1/1997 Brauker et al.
5,713,888 A 2/1998 Neuenfeldt et al.
5,733,336 A 3/1998 Neuenfeldt et al.
5,759,180 A 6/1998 Myhres
D400,252 S * 10/1998 Ropiak et al. D24/118

1 Claim, 6 Drawing Sheets



(56)

References Cited

U.S. PATENT DOCUMENTS

D683,018	S *	5/2013	Herivel et al.	D24/118
2003/0021823	A1 *	1/2003	Landers et al.	424/423
2010/0196439	A1 *	8/2010	Beck et al.	424/424
2011/0280915	A1 *	11/2011	Martinson et al.	424/400
2014/0014226	A1 *	1/2014	Green et al.	141/18

OTHER PUBLICATIONS

Restriction Requirement dated Sep. 11, 2014 in Design U.S. Appl. No. 29/408,368.

Restriction Requirement dated Sep. 10, 2014 in Design U.S. Appl. No. 29/408,370.

* cited by examiner

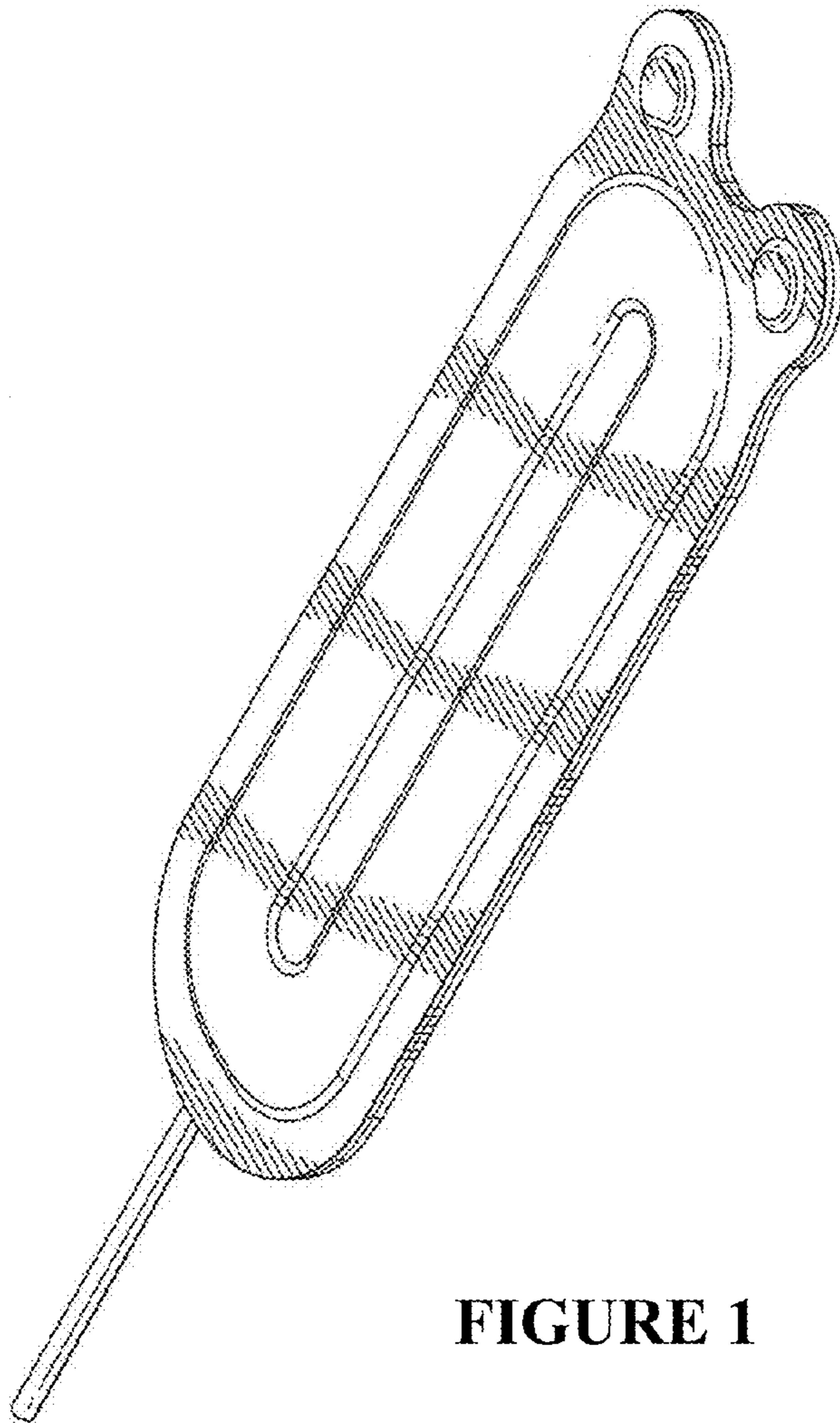


FIGURE 1

FIGURE 2




FIGURE 3




FIGURE 4

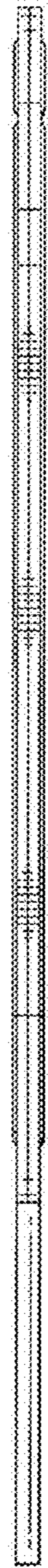


FIGURE 5





FIGURE 6



FIGURE 7

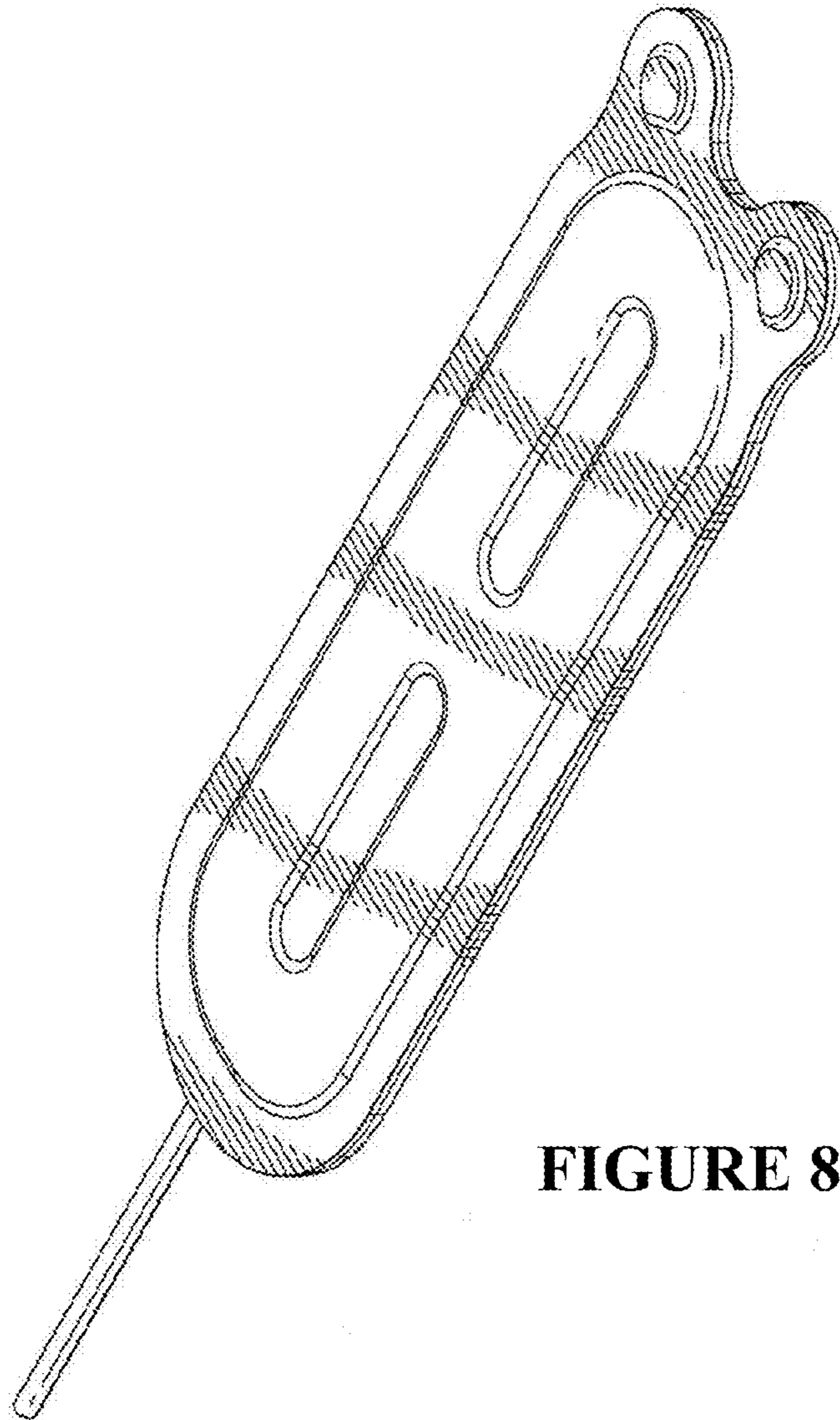


FIGURE 8

FIGURE 9

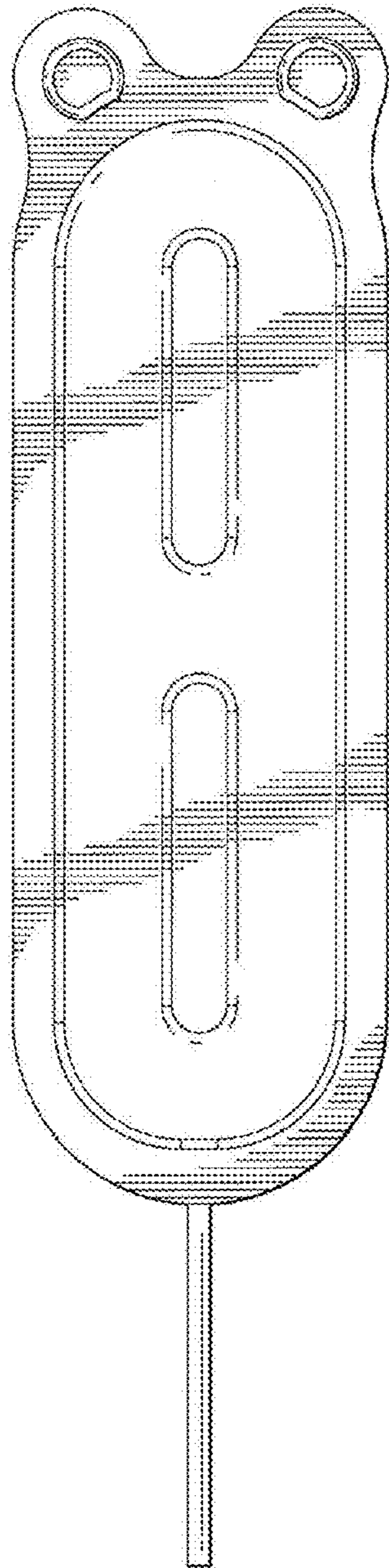


FIGURE 10

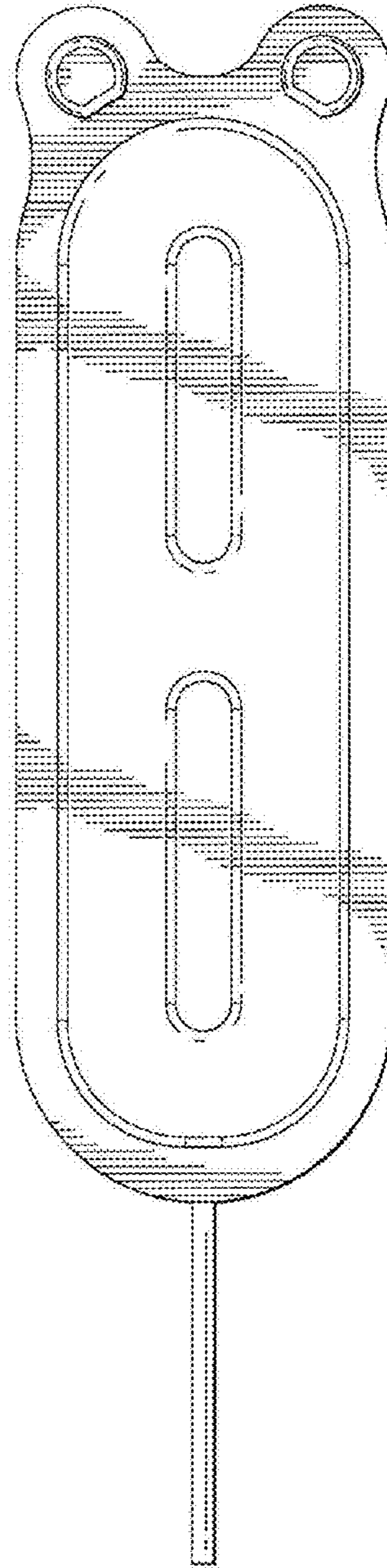


FIGURE 11

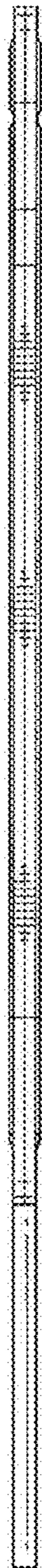


FIGURE 12


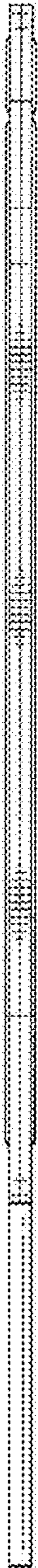


FIGURE 13



FIGURE 14