



US00D734839S

(12) **United States Design Patent**  
**Jones**

(10) **Patent No.:** **US D734,839 S**  
(45) **Date of Patent:** **\*\* Jul. 21, 2015**

- (54) **BATHTUB TRAY**
- (71) Applicant: **JRJR JONES PRODUCTS LLC**,  
Richmond, VA (US)
- (72) Inventor: **Joy Bechtold Jones**, Richmond, VA  
(US)
- (73) Assignee: **JRJR JONES PRODUCTS LLC**,  
Richmond, VA (US)
- (\*\*) Term: **14 Years**
- (21) Appl. No.: **29/516,504**
- (22) Filed: **Feb. 3, 2015**

D288,375	S	*	2/1987	Okami	.....	D32/56
4,878,257	A	*	11/1989	Hardin	.....	4/658
D325,249	S	*	4/1992	Kliebert	.....	D23/308
D329,280	S	*	9/1992	Draucek, Sr.	.....	D23/308
D338,685	S	*	8/1993	Dakich	.....	D32/74
5,701,615	A	*	12/1997	Baker	.....	4/559
D420,851	S	*	2/2000	Wagner et al.	.....	D7/407
6,701,543	B1		3/2004	Haq		
D513,065	S	*	12/2005	Luong	.....	D23/307
7,578,399	B1	*	8/2009	Mulaw	.....	211/10
7,810,180	B2	*	10/2010	List	.....	4/572.1
8,214,939	B2	*	7/2012	Spurlock	.....	4/654
D674,569	S	*	1/2013	Schelling	.....	D32/74
D679,232	S	*	4/2013	Thomas	.....	D23/307
2011/0258768	A1		10/2011	Spingola		

\* cited by examiner

*Primary Examiner* — Robert Delehanty

(74) *Attorney, Agent, or Firm* — Brian J. Teague

**Related U.S. Application Data**

- (62) Division of application No. 29/512,310, filed on Dec. 18, 2014, now Pat. No. Des. 725,755, which is a division of application No. 29/482,706, filed on Feb. 21, 2014, now Pat. No. Des. 722,368.

(51) **LOC (10) Cl.** ..... **23-02**

(52) **U.S. Cl.**  
USPC ..... **D23/304**

(58) **Field of Classification Search**  
USPC ..... D23/270, 277–279, 303–304, 307;  
4/553, 580, 584, 654–655, DIG. 18;  
D32/56, 74

See application file for complete search history.

(56) **References Cited**

**U.S. PATENT DOCUMENTS**

2,651,924	A	*	9/1953	Lawrence	.....	D32/74
3,444,564	A	*	5/1969	Lavacchia	.....	4/559
4,369,532	A	*	1/1983	Houchins et al.	.....	4/619
D288,374	S	*	2/1987	Ikeda	.....	D32/56

(57) **CLAIM**

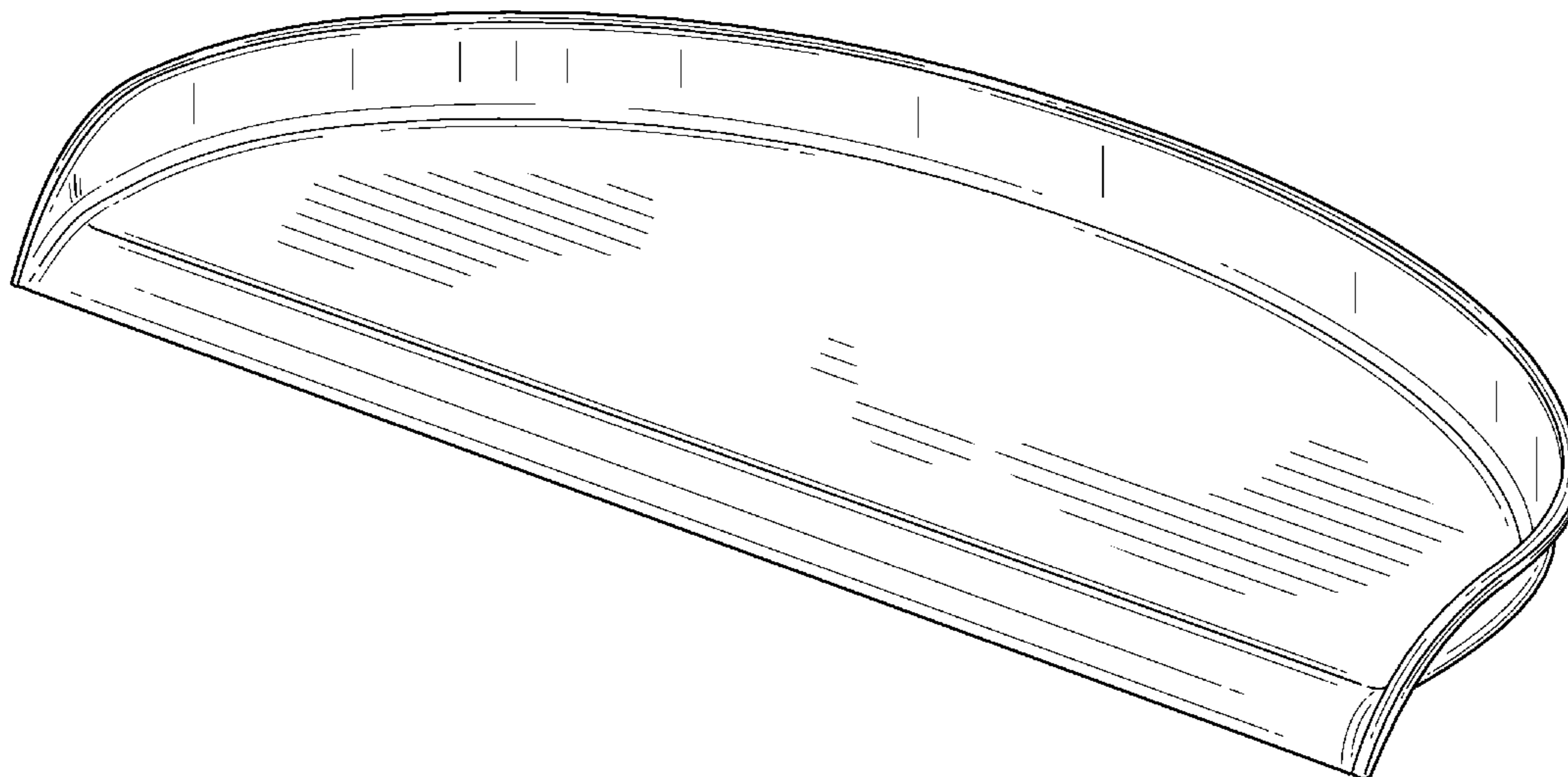
I claim the ornamental design for a bathtub tray, as shown and described.

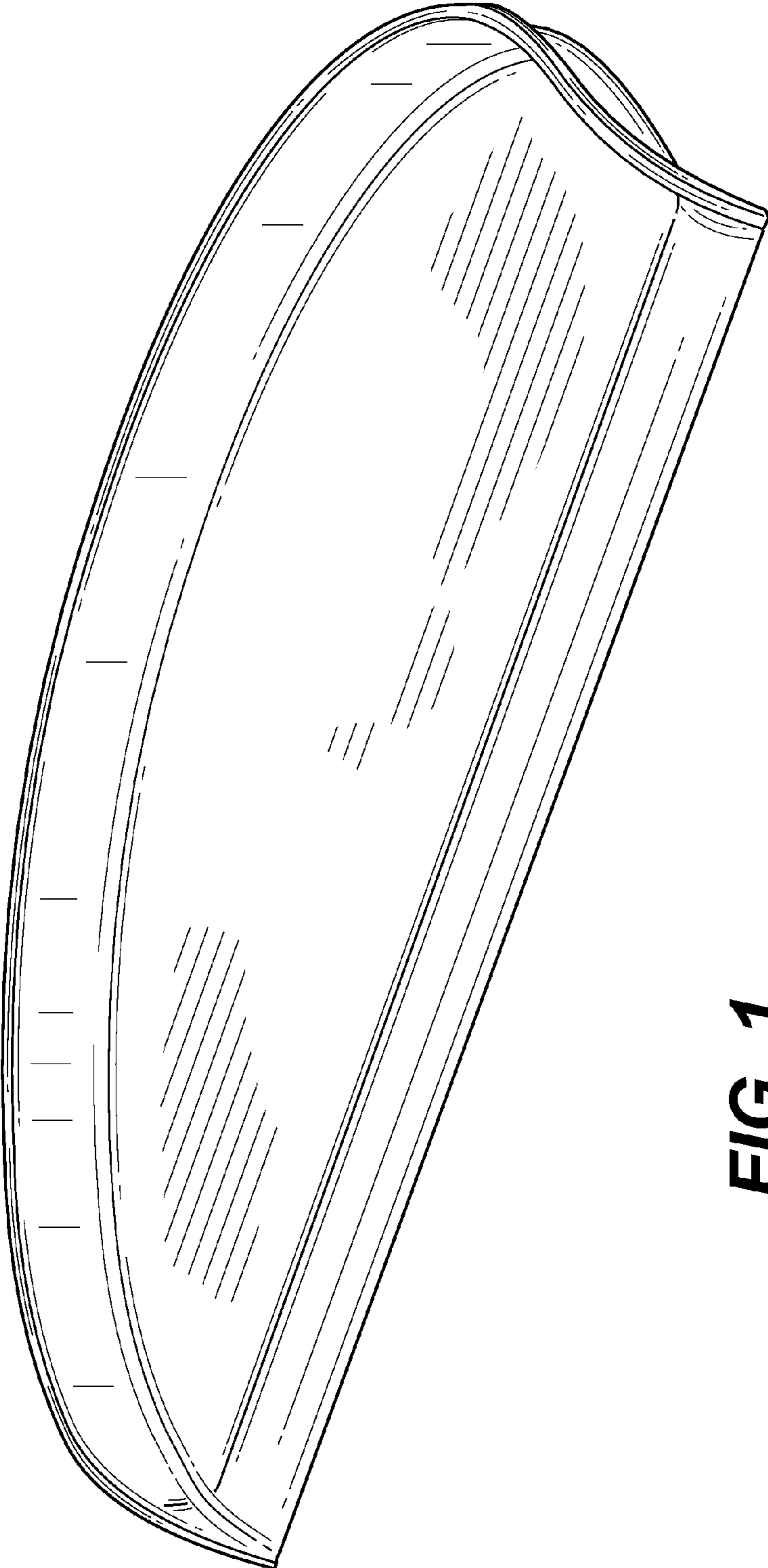
**DESCRIPTION**

FIG. 1 is a perspective view from the top and front of a bathtub tray showing the new design;  
 FIG. 2 is a perspective view thereof from the top and rear;  
 FIG. 3 is a top view thereof;  
 FIG. 4 is a bottom view thereof;  
 FIG. 5 is a left side view thereof;  
 FIG. 6 is a right side view thereof;  
 FIG. 7 is a front view thereof; and,  
 FIG. 8 is a rear view thereof.

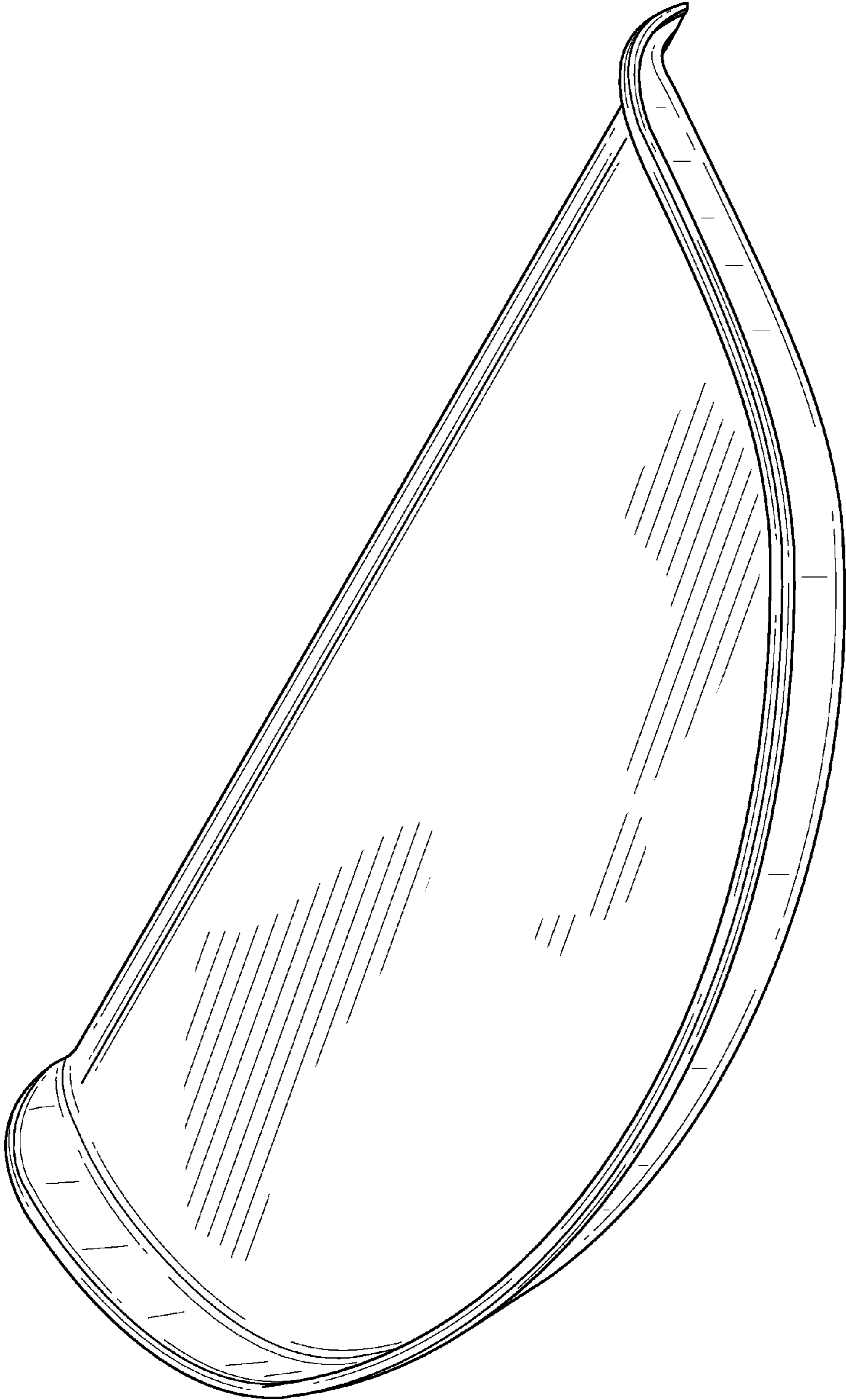
In the drawings, the broken lines shown in the figures depict unclaimed subject matter and/or environmental structure, and form no part of the claimed design.

**1 Claim, 6 Drawing Sheets**

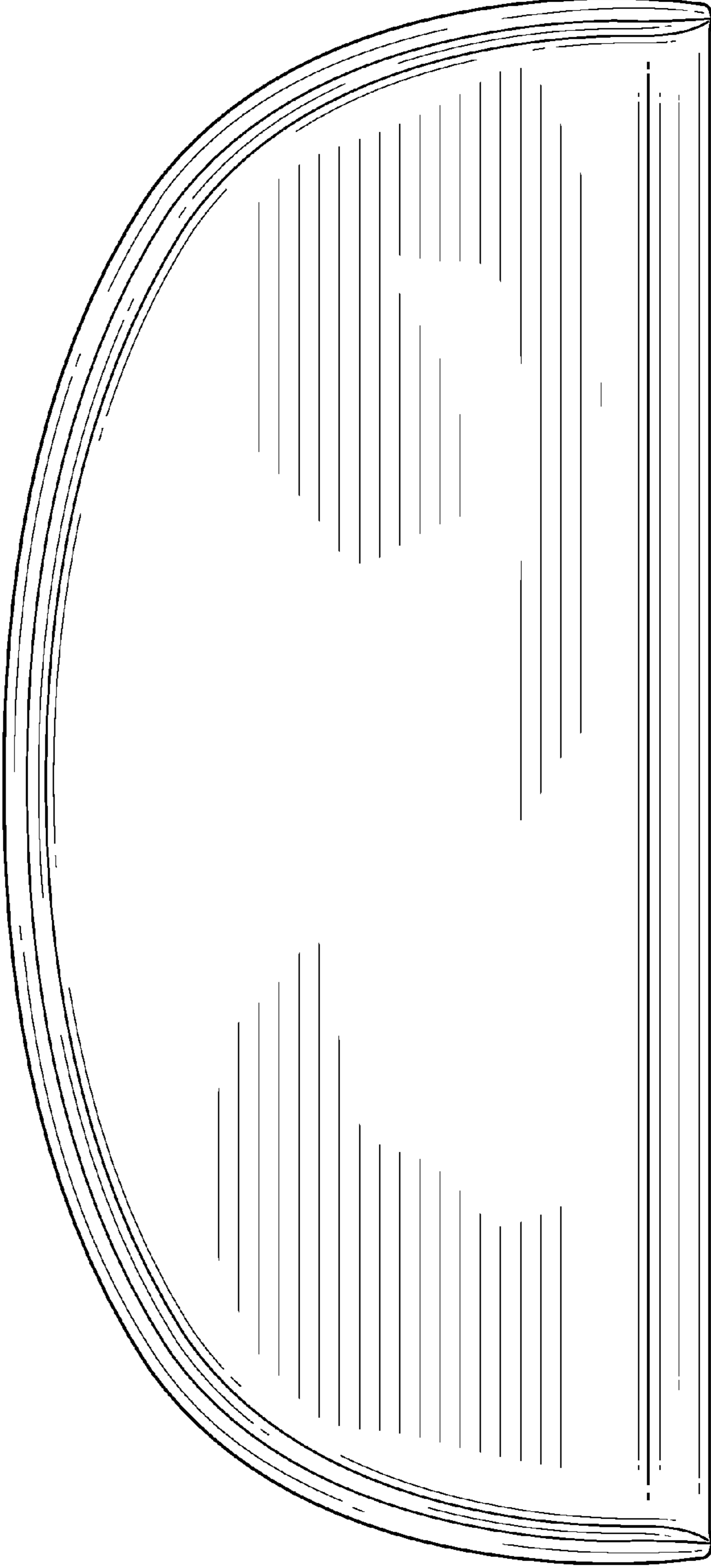




**FIG. 1**

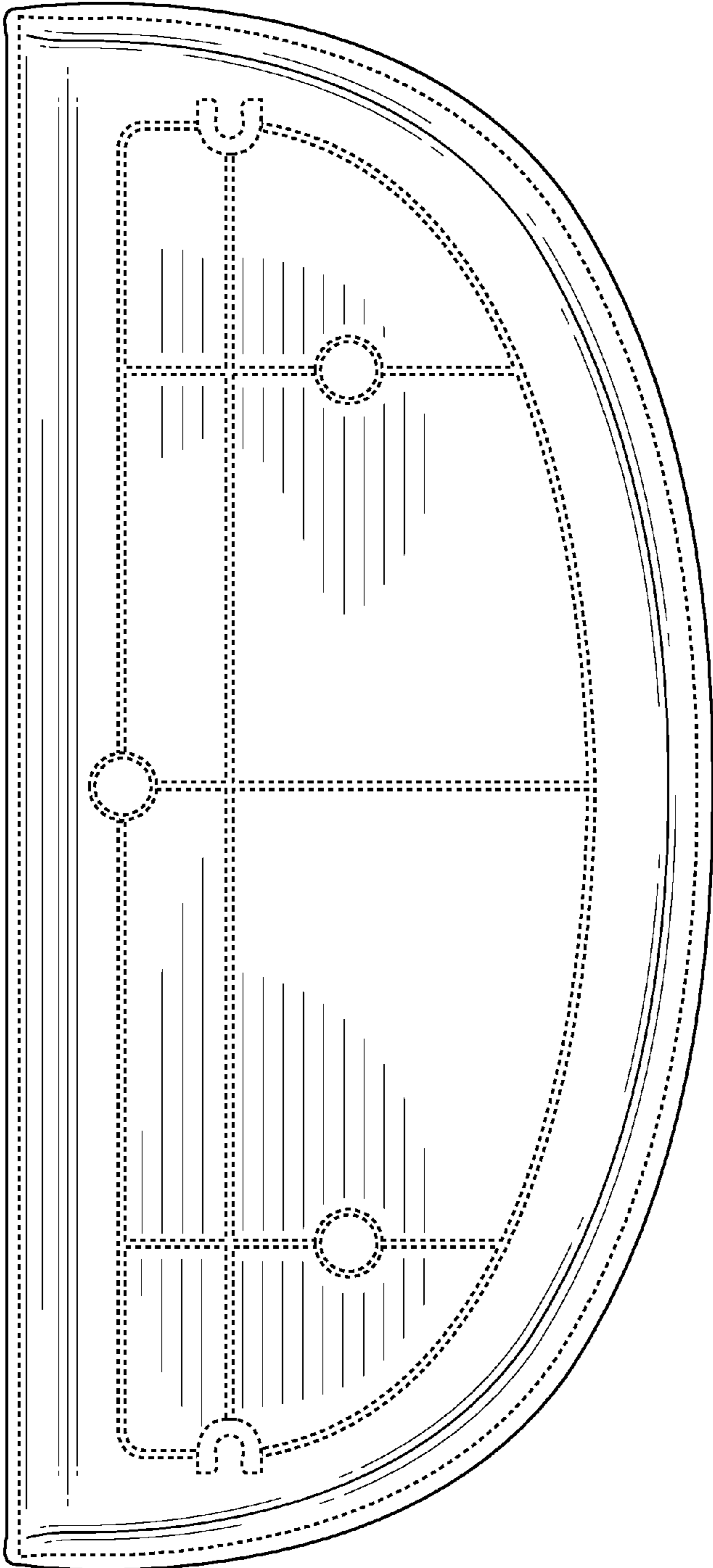


**FIG. 2**

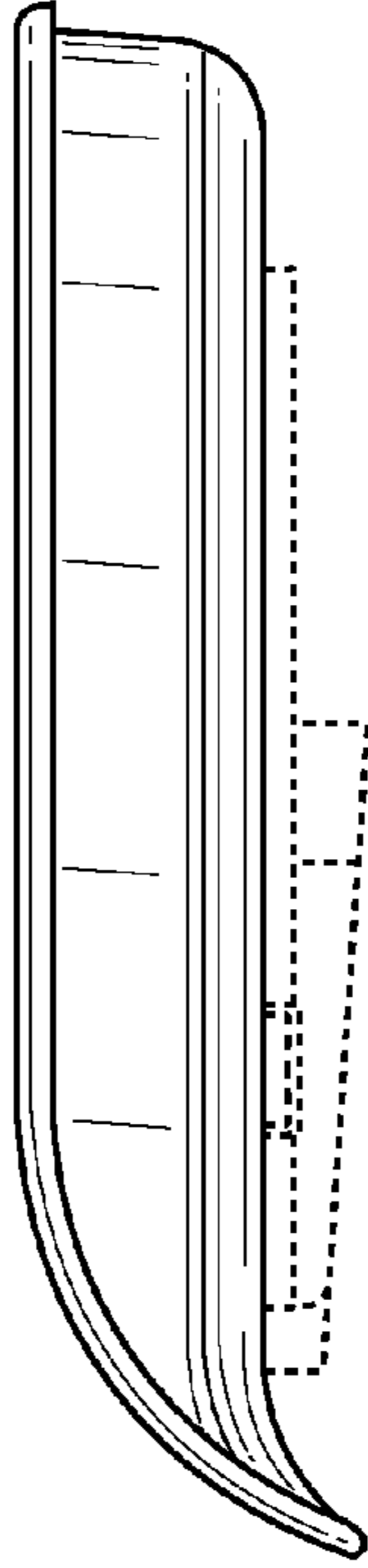


**FIG. 3**

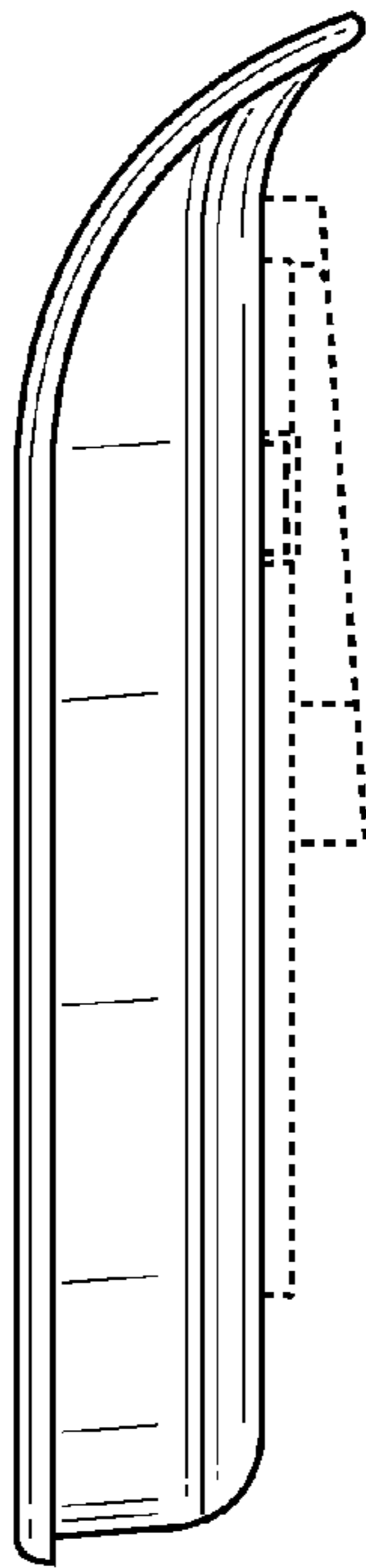




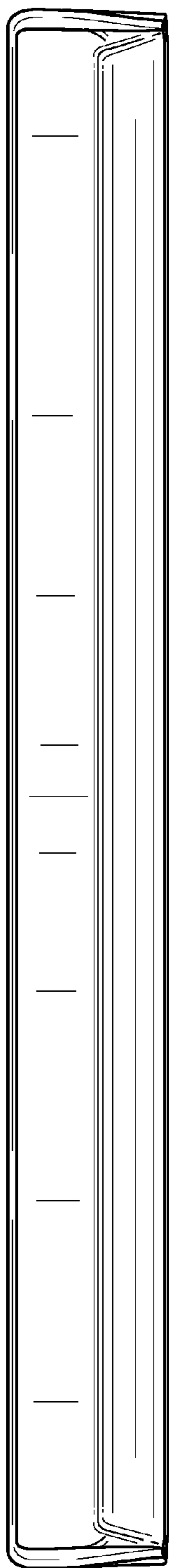
**FIG. 4**



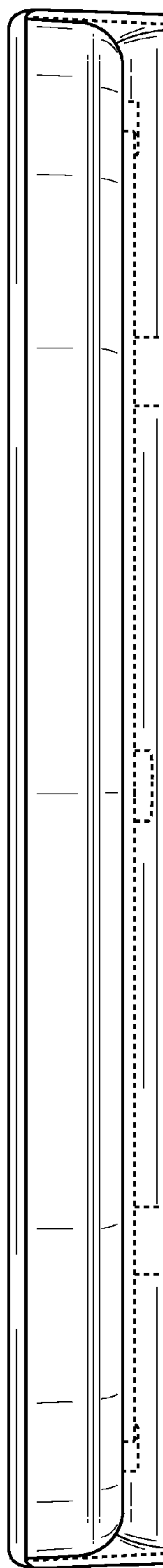
**FIG. 5**



**FIG. 6**



**FIG. 7**



**FIG. 8**