

US00D734830S

(12) **United States Design Patent**
Cook, Jr. et al.

(10) **Patent No.:** **US D734,830 S**
(45) **Date of Patent:** **** Jul. 21, 2015**

(54) **FISHING LURE**

(71) Applicants: **Victor J. Cook, Jr.**, Columbus, OH
(US); **Grant Koppers**,
Niagara-On-The-Lake (CA)

(72) Inventors: **Victor J. Cook, Jr.**, Columbus, OH
(US); **Grant Koppers**,
Niagara-On-The-Lake (CA)

(73) Assignee: **KOPPERS FISHING AND TACKLE**
CORP., Niagara-On-The-Lake (CA)

(**) Term: **14 Years**

(21) Appl. No.: **29/459,961**

(22) Filed: **Jul. 5, 2013**

(51) **LOC (10) Cl.** **22-05**

(52) **U.S. Cl.**
USPC **D22/132**

(58) **Field of Classification Search**
USPC D22/126-133; 43/42.3, 42.15, 42.16,
43/42.31

See application file for complete search history.

(56) **References Cited**

U.S. PATENT DOCUMENTS

871,935 A * 11/1907 Henzel 43/42.3
3,376,663 A * 4/1968 Amrine 43/42.02
D261,673 S * 11/1981 Perrin D22/128

4,831,767 A * 5/1989 Pearce 43/26.2
D660,396 S * 5/2012 Fenstermaker D22/132
D663,376 S * 7/2012 Carswell et al. D22/132
D684,656 S * 6/2013 Scarborough, Jr. D22/132
D704,794 S * 5/2014 Chan D22/132

OTHER PUBLICATIONS

Author: Koppers Fishing and Tackle Corp.; Title: LiveTarget Master
Catalog 2012; Item: Catalog; Date: 2012; pp. cover, back, p. 11; vol.
No.: none; Publisher: Koppers.
Fishing and Tackle Corp.; City-country: Niagara-On-The-Lake,
Canada.

* cited by examiner

Primary Examiner — Catheri Oliver-Garcia

(74) *Attorney, Agent, or Firm* — WM. Cates Rambo

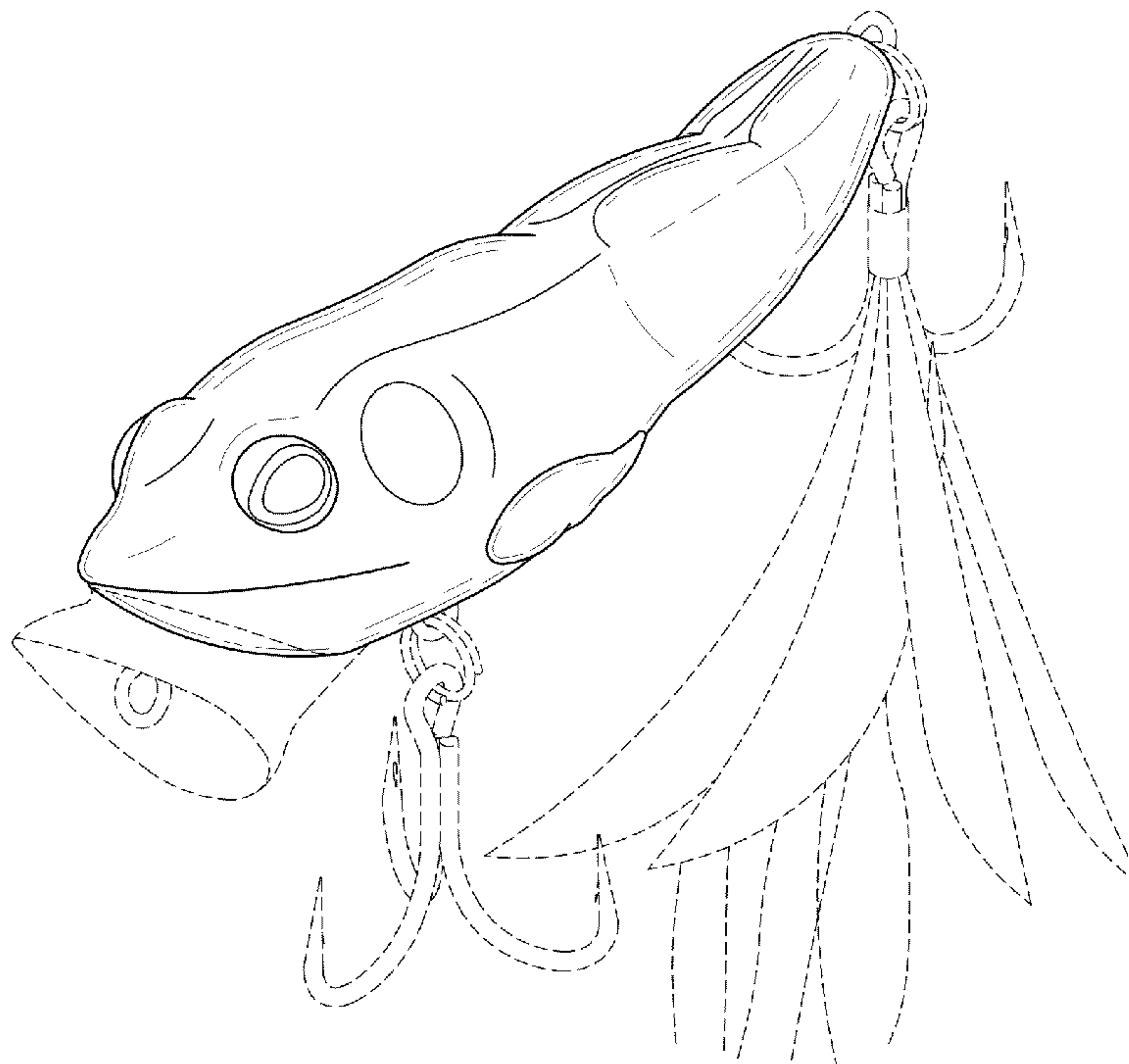
(57) **CLAIM**

The ornamental design for a fishing lure, as shown and
described.

DESCRIPTION

FIG. 1 is a perspective view of a fishing lure;
FIG. 2 is a right side elevational view thereof;
FIG. 3 is a left side elevational view thereof;
FIG. 4 is a top plan view thereof;
FIG. 5 is a bottom plan view thereof;
FIG. 6 is a front elevational view thereof; and,
FIG. 7 is a rear elevational view thereof.
The portions shown in broken lines are included for illustra-
tive purposes only and form no part of the claimed design.

1 Claim, 3 Drawing Sheets



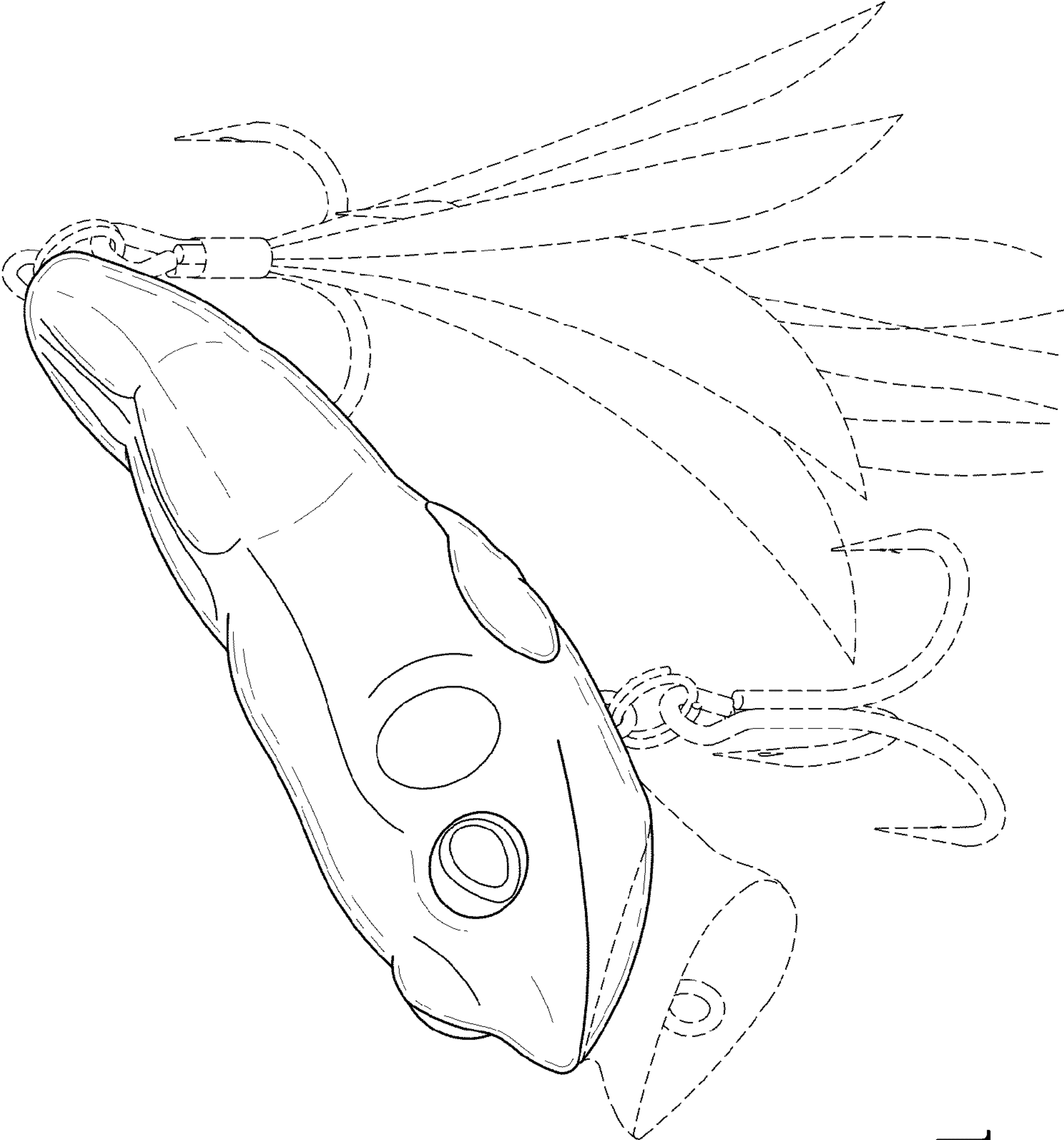


FIG. 1



FIG. 2



FIG. 3

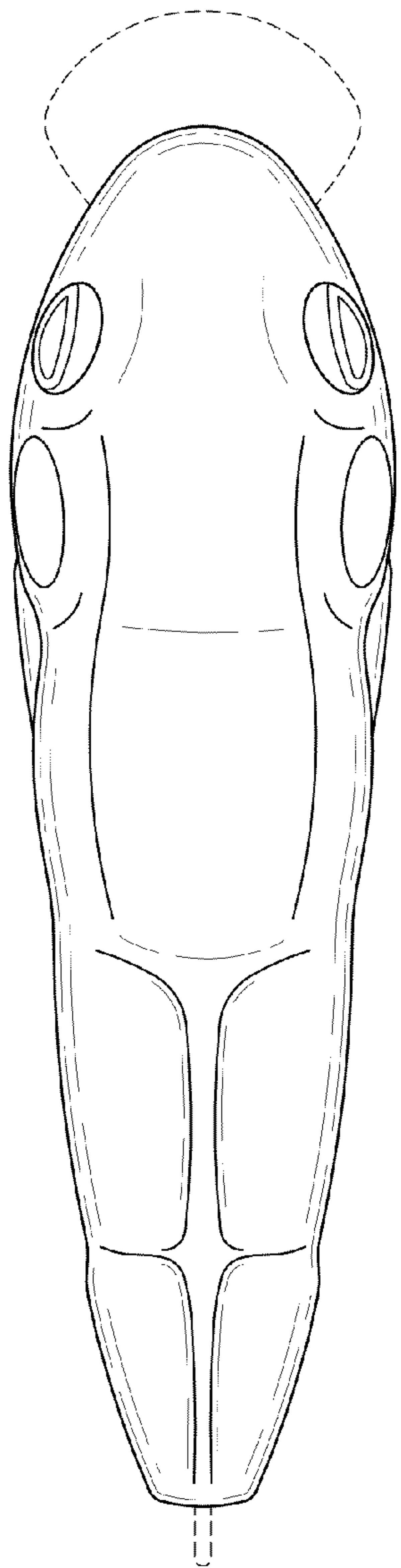


FIG. 4

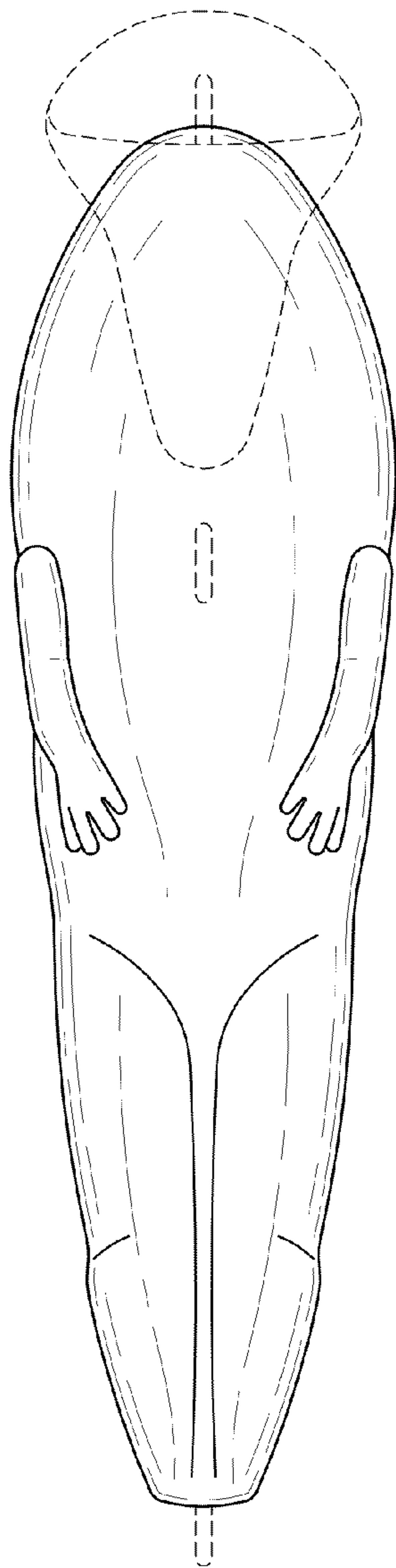


FIG. 5

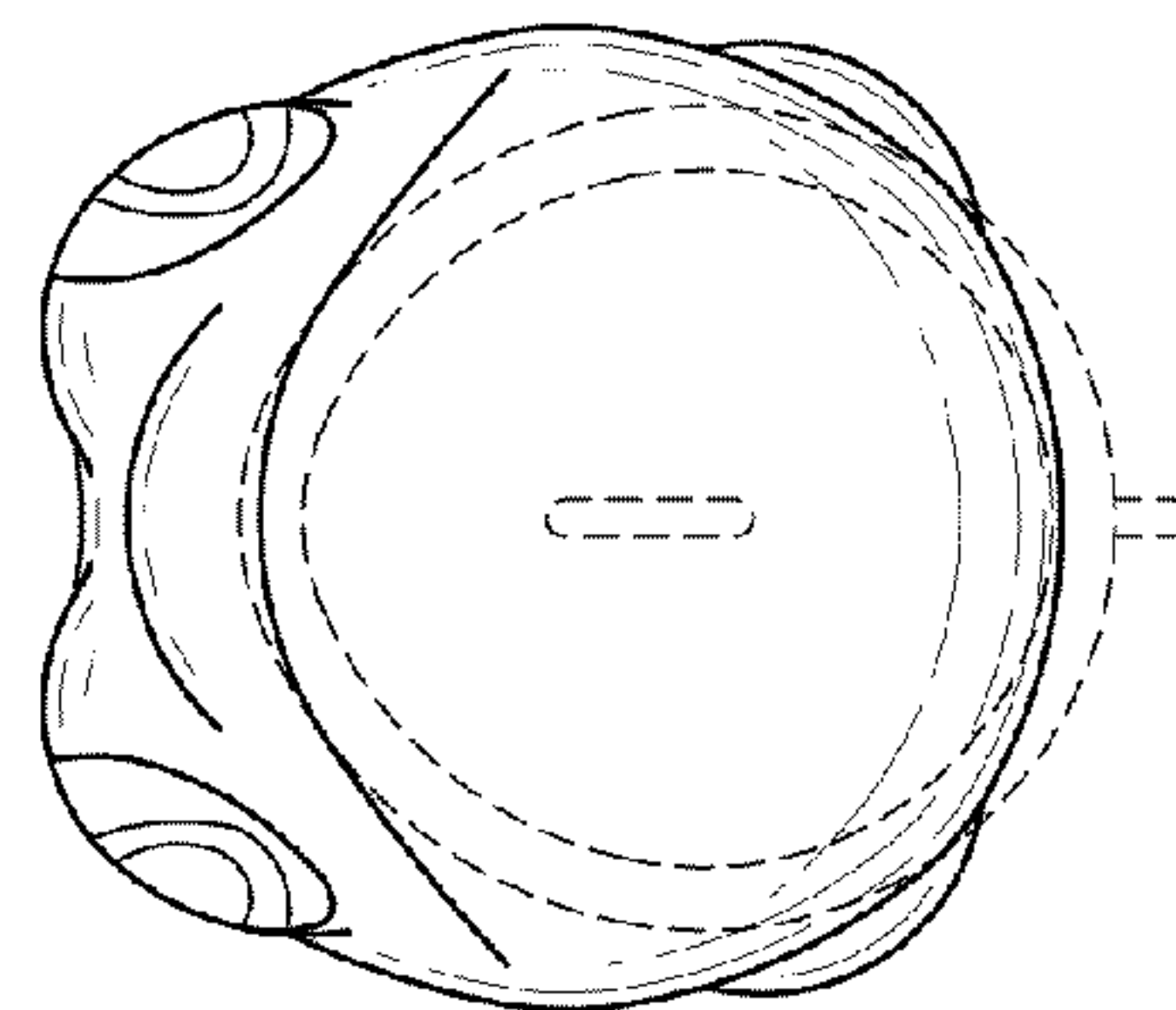


FIG. 6

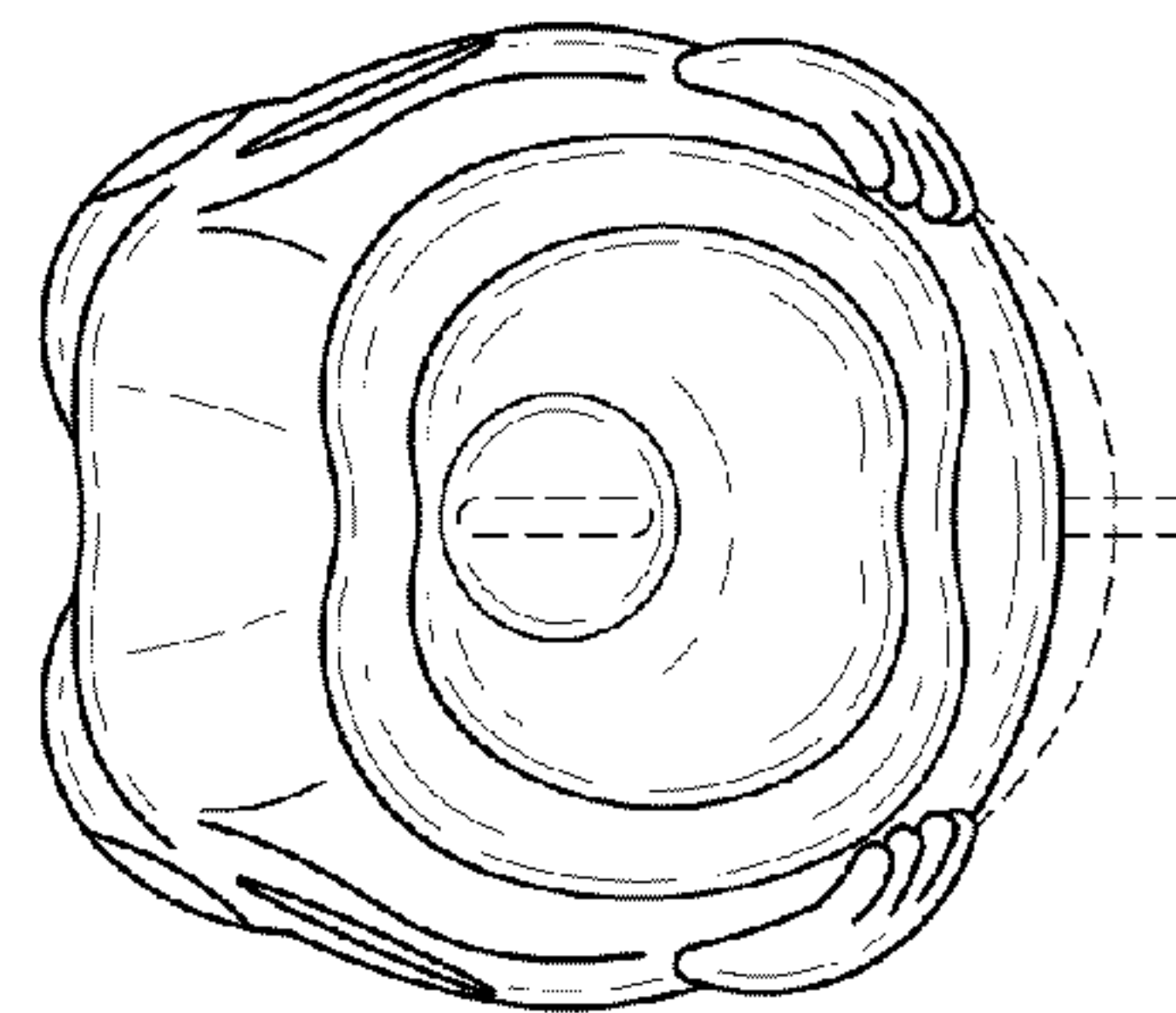


FIG. 7