



US00D734804S

(12) **United States Design Patent**
Chung

(10) **Patent No.:** **US D734,804 S**
(45) **Date of Patent:** **** Jul. 21, 2015**

(54) **BAR TYPE LED CAMERA**

(71) Applicant: **Dae Kwon Chung**, Fullerton, CA (US)

(72) Inventor: **Dae Kwon Chung**, Fullerton, CA (US)

(73) Assignee: **Vision Tech America, Inc.**, Fullerton, CA (US)

(**) Term: **14 Years**

(21) Appl. No.: **29/441,343**

(22) Filed: **Jan. 3, 2013**

(51) **LOC (10) Cl.** **16-01**

(52) **U.S. Cl.**

USPC **D16/208**; D12/193

(58) **Field of Classification Search**

USPC D16/200, 202–204, 208, 211, 212, 218,
D16/219; D12/193, 400; 340/937; 348/148,
348/143, 151, 373–376; 396/429, 535,
396/539–541

CPC B03B 15/03; B03B 17/02; B03B 17/48;
B03B 17/56; B03B 19/04; G08G 1/0175;
H04N 5/2251; H04N 5/2252; H04N 5/2253;
H04N 5/2254; H04N 2101/00; B60R 1/00

See application file for complete search history.

(56) **References Cited**

U.S. PATENT DOCUMENTS

D468,333 S * 1/2003 Fenton D16/203
D535,676 S * 1/2007 Dayan D16/218

D537,765 S * 3/2007 Porter D12/193
D578,049 S * 10/2008 Son D12/193
D596,545 S * 7/2009 Son D12/193
8,054,378 B2 * 11/2011 Kao 348/373
D672,297 S * 12/2012 Dong D12/193
8,432,446 B2 * 4/2013 Son 348/148
D685,307 S * 7/2013 Chung D12/193
D690,346 S * 9/2013 Woolley D16/204
2005/0093684 A1 * 5/2005 Cunnien 340/435
2009/0128687 A1 * 5/2009 Woo 348/373
2011/0286170 A1 * 11/2011 Liu 361/679.4

* cited by examiner

Primary Examiner — Philip S Hyder

Assistant Examiner — Ramzi Almatrahi

(74) *Attorney, Agent, or Firm* — John K. Park; Park Law Firm

(57) **CLAIM**

The ornamental design for a bar type LED camera, as shown and described.

DESCRIPTION

FIG. 1 is a perspective view of a bar type LED camera showing my new design;

FIG. 2 is a front view thereof;

FIG. 3 is a side view thereof;

FIG. 4 is a top plan view thereof; and,

FIG. 5 is a bottom plan view thereof.

The broken lines depict portions of the bar type LED camera in which the design is embodied that are not considered part of the claimed design.

1 Claim, 2 Drawing Sheets

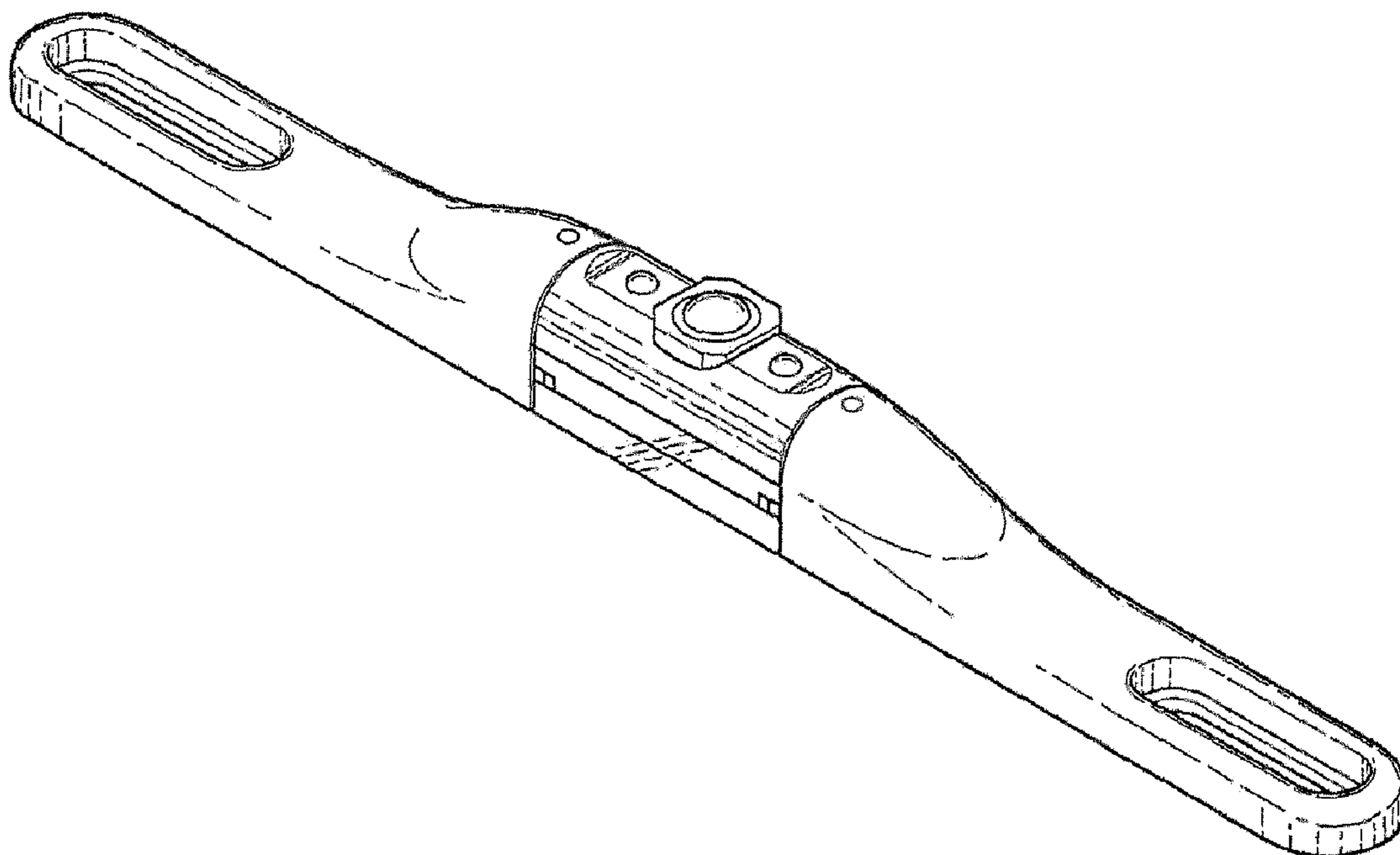


FIG. 1

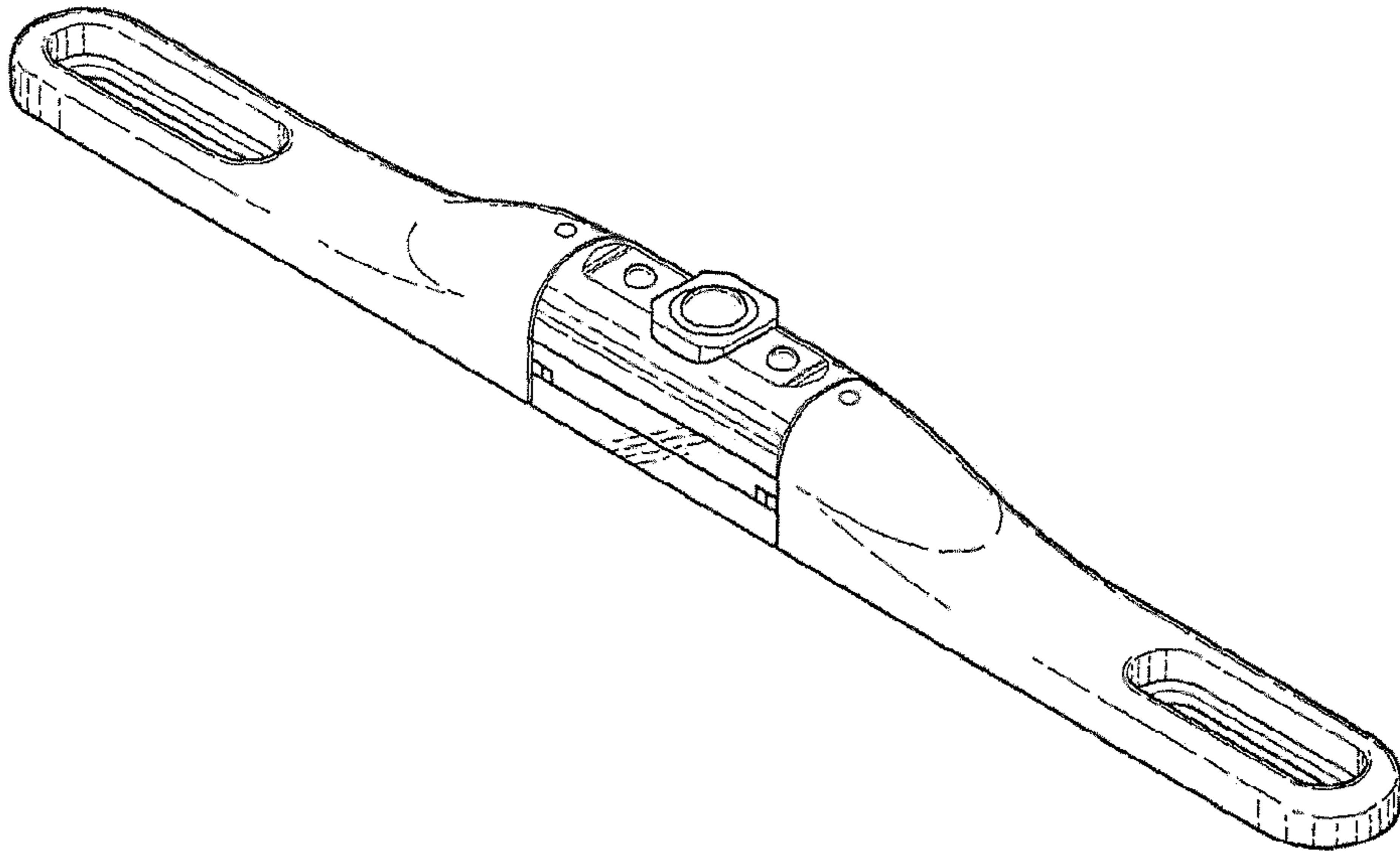


FIG. 2




FIG. 3



FIG. 4



FIG. 5

