



US00D734754S

(12) **United States Design Patent**
Ficacci

(10) **Patent No.:** **US D734,754 S**

(45) **Date of Patent:** **** Jul. 21, 2015**

(54) **VENT PANEL WITH ELONGATED SLOT PATTERN**

D547,318 S * 7/2007 Xiao et al. D14/444
D576,630 S * 9/2008 Chen et al. D14/445
2011/0175501 A1* 7/2011 Peng et al. 312/223.1

(75) Inventor: **Steven Ficacci**, West Caldwell, NJ (US)

* cited by examiner

(73) Assignee: **Middle Atlantic Products, Inc.**,
Fairfield, NJ (US)

Primary Examiner — George D Kirschbaum

Assistant Examiner — Kendra L Hamilton

(74) *Attorney, Agent, or Firm* — Drinker Biddle & Reath
LLP

(**) Term: **14 Years**

(57) **CLAIM**

(21) Appl. No.: **29/430,643**

The ornamental design for a vent panel with elongated slot pattern, as shown and described.

(22) Filed: **Aug. 28, 2012**

DESCRIPTION

(51) **LOC (10) Cl.** **14-02**

(52) **U.S. Cl.**

USPC **D14/432**

(58) **Field of Classification Search**

USPC D14/432, 433, 439, 445, 446, 300, 348,
D14/302, 341, 441, 312, 444; 361/679.4,
361/679.45, 679.02, 679.31; 174/354, 359

See application file for complete search history.

FIG. 1 is a partial isometric view of a portion of an vent panel with elongated slots according to the present invention.

FIG. 2 is a front view of the vent panel portion with elongated slots of FIG. 1.

FIG. 3 is a rear view of the vent panel portion with elongated slots of FIG. 1.

FIG. 4 is a top view of the vent panel portion with elongated slots of FIG. 1.

FIG. 5 is a bottom view of the vent panel portion with elongated slots of FIG. 1.

FIG. 6 is a left side view of the vent panel portion with elongated, slots of FIG. 1; and,

FIG. 7 is a right side view of the vent panel portion with elongated slots of FIG. 1.

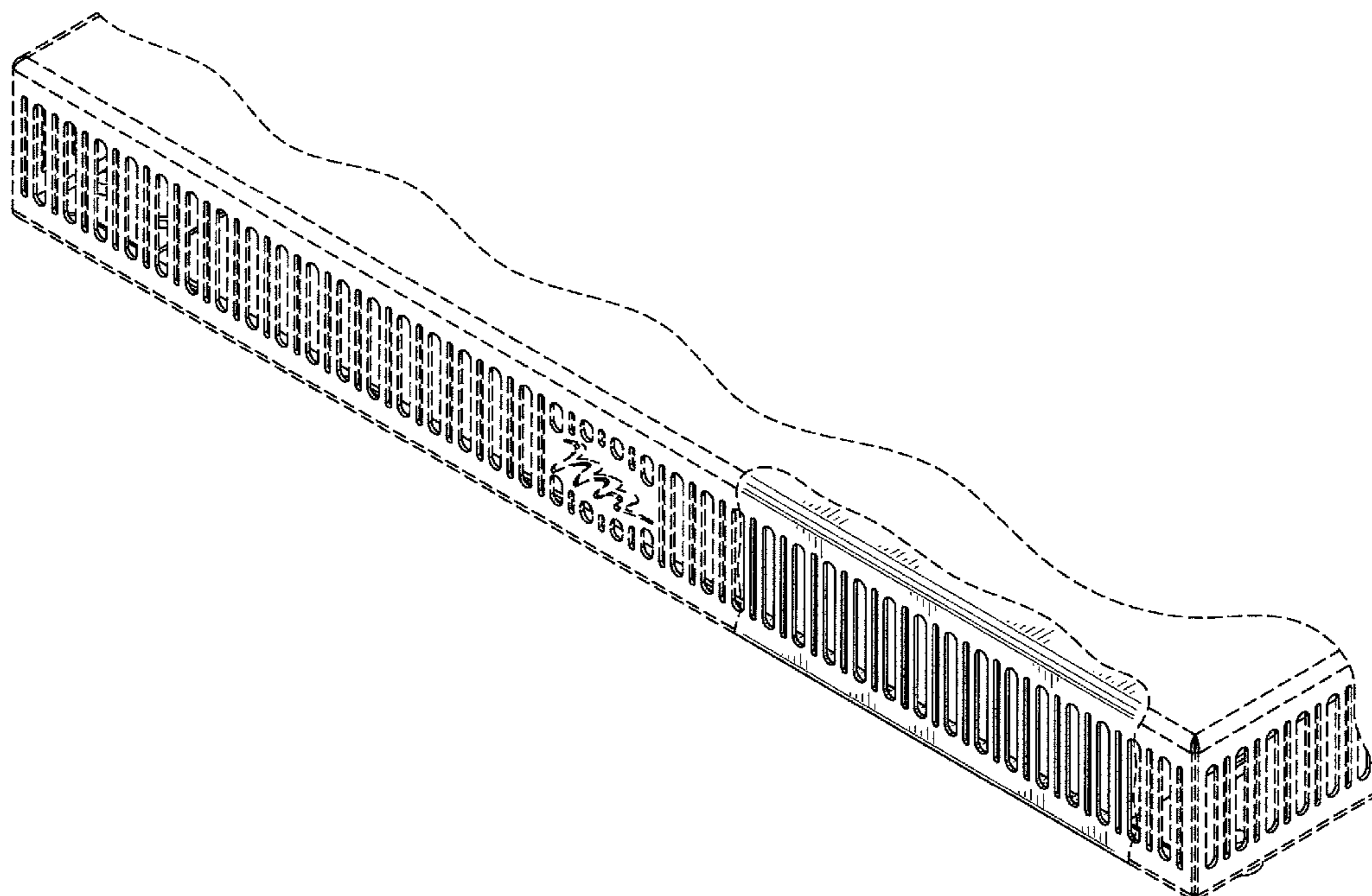
The portions of the drawings appearing in broken lines are for environment only and do not form a part of the design.

(56) **References Cited**

U.S. PATENT DOCUMENTS

D331,396 S * 12/1992 Benck et al. D14/439
D461,815 S * 8/2002 Yuhan D14/444
D474,187 S * 5/2003 Hsu D14/445
D485,844 S * 1/2004 Chen et al. D14/442
D491,570 S * 6/2004 Fan et al. D14/445
D517,562 S * 3/2006 Chen et al. D14/444
D525,252 S * 7/2006 Wang et al. D14/444

1 Claim, 4 Drawing Sheets



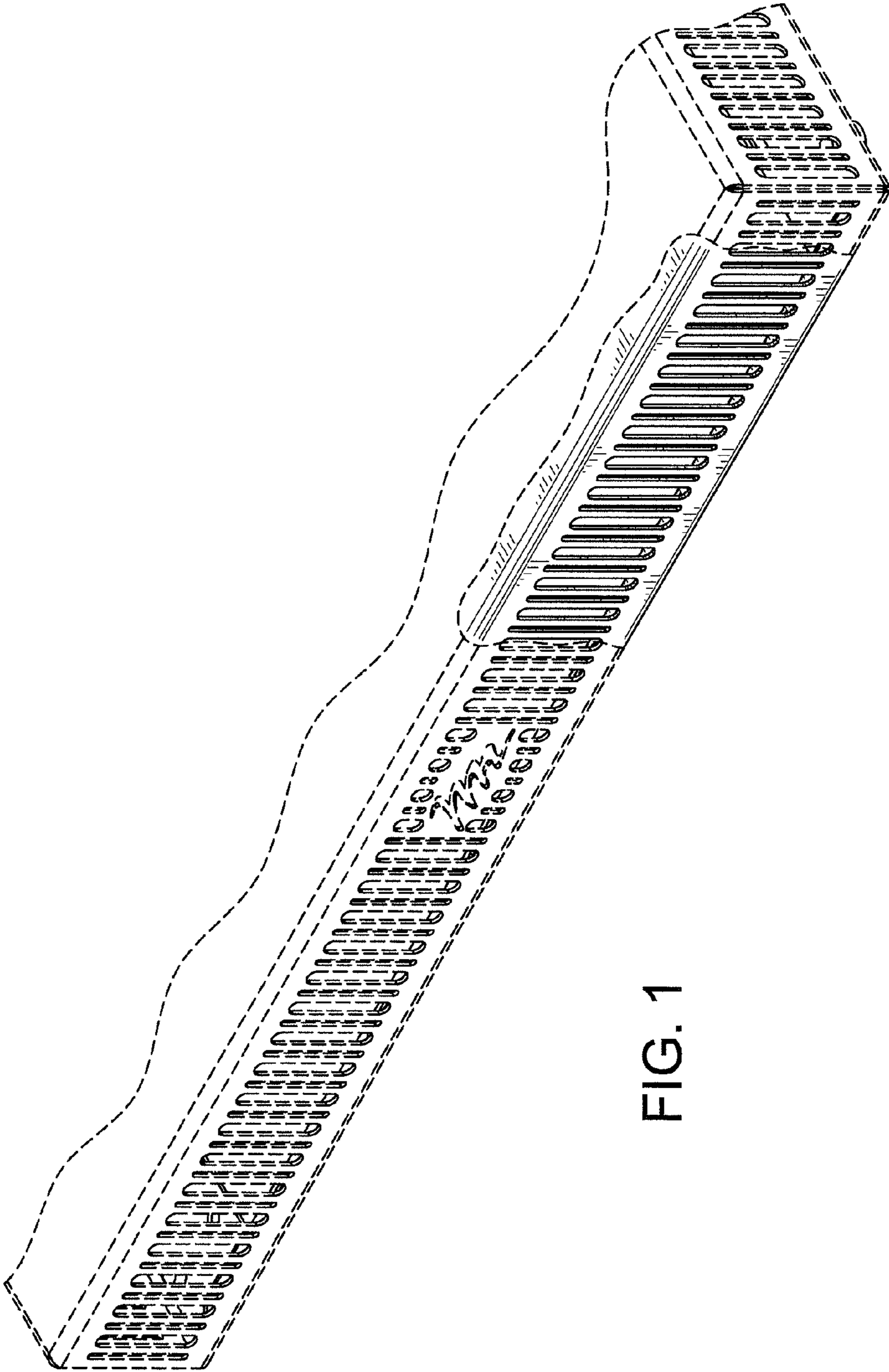


FIG. 1

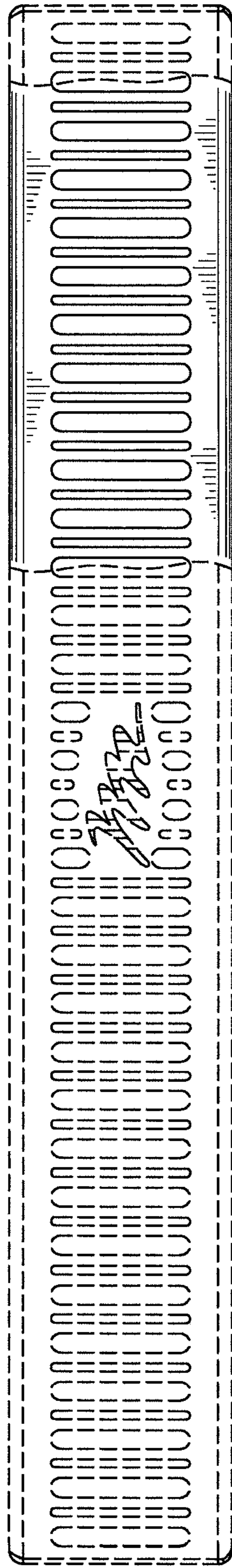


FIG. 2

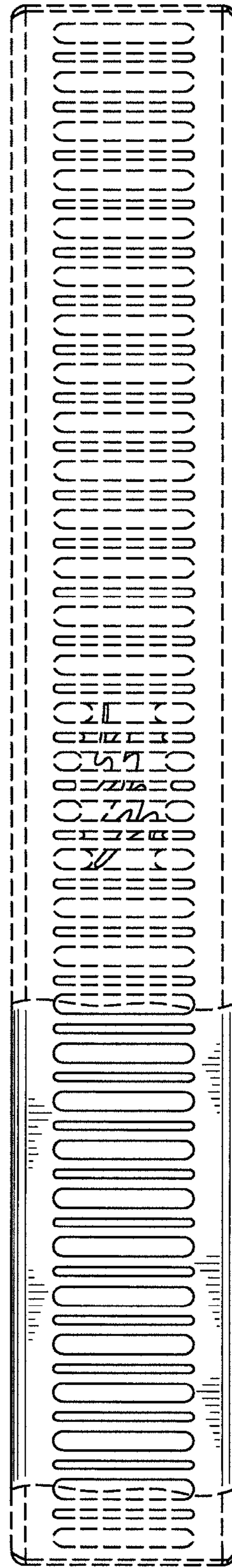


FIG. 3




FIG. 4




FIG. 5

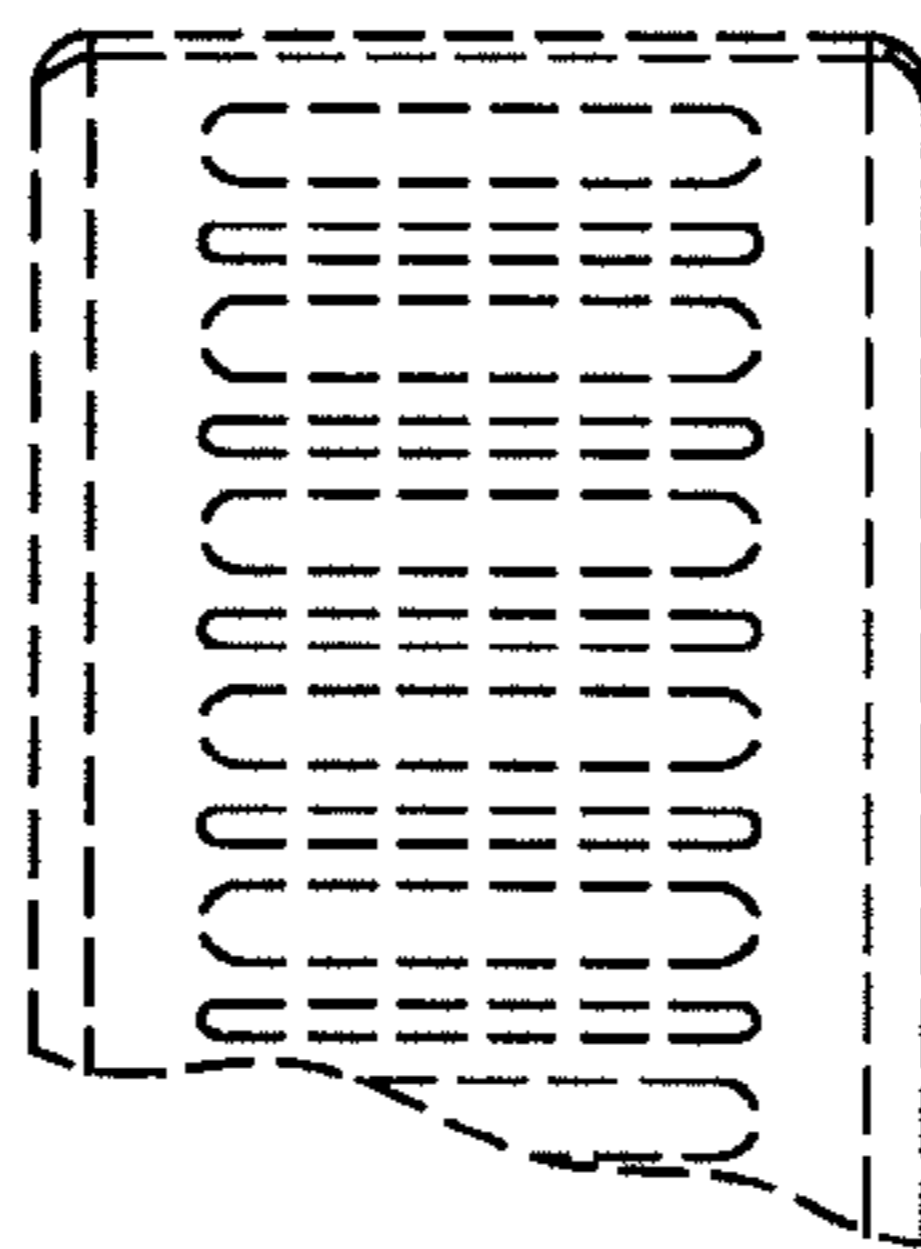


FIG. 6

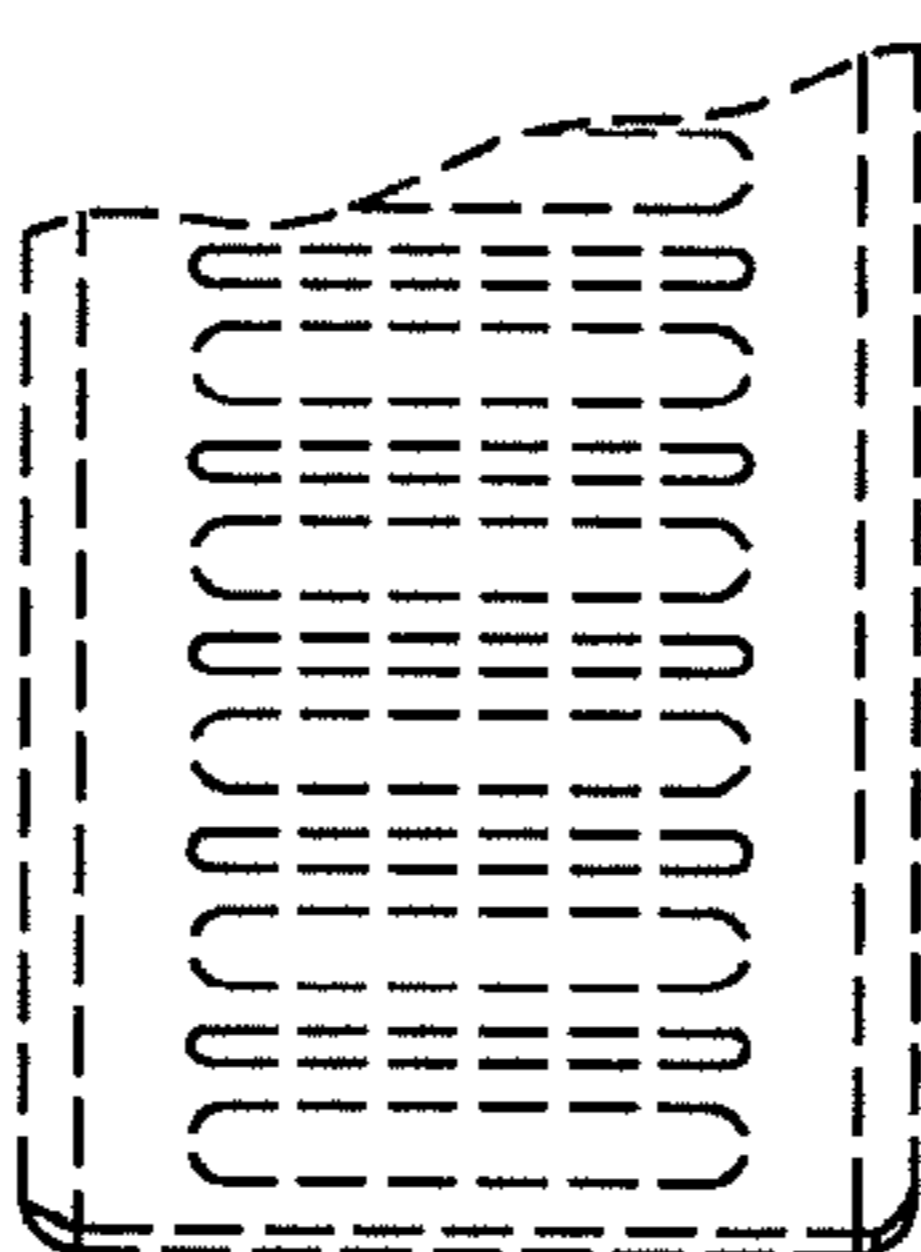


FIG. 7