



US00D734739S

(12) **United States Design Patent**
Green

(10) **Patent No.:** **US D734,739 S**
(45) **Date of Patent:** **** Jul. 21, 2015**

(54) **PORTABLE AUDIO SYSTEM**

(71) Applicant: **Bose Corporation**, Framingham, MA
(US)

(72) Inventor: **Seth N. Green**, Newton, MA (US)

(73) Assignee: **Bose Corporation**, Framingham, MA
(US)

(**) Term: **14 Years**

(21) Appl. No.: **29/479,459**

(22) Filed: **Jan. 16, 2014**

(51) **LOC (10) Cl.** **14-03**

(52) **U.S. Cl.**
USPC **D14/214**

(58) **Field of Classification Search**
USPC D14/167, 168, 170–172, 188, 194–196,
D14/204, 207, 209.1, 210–216, 219, 221,
D14/222, 224, 496; 181/143, 144, 147, 148,
181/150, 153, 157, 198, 199; 381/300–303,
381/306, 332, 333, 336, 345, 361–364,
381/386–388; 369/6–12

CPC B60R 11/0217; G06F 1/1688; H04M 1/03;
H04M 1/035; H04R 1/02; H04R 1/06; H04R
1/021; H04R 1/025; H04R 1/026; H04R
1/028; H04R 1/105; H04R 1/323; H04R
1/403; H04R 1/2803; H04R 1/2834; H04R
5/02; H04R 7/20; H04R 9/06; H04R 9/025;
H04R 2201/021; H04R 2400/00; H04R
2400/07; H04R 2499/11; H04R 2499/13;
H04R 2499/15; H04S 3/00; H04S 7/30

See application file for complete search history.

(56) **References Cited**

U.S. PATENT DOCUMENTS

D505,668 S * 5/2005 Liu D14/194
D542,272 S * 5/2007 Shiono D14/214
D557,251 S * 12/2007 Nohara D14/194

D612,845 S * 3/2010 Morabito D14/341
D612,867 S * 3/2010 Morabito D14/496
D612,868 S * 3/2010 Morabito D14/496
D642,158 S * 7/2011 Skurdal D14/214
D655,276 S * 3/2012 Joseph D14/214
D663,718 S * 7/2012 Jang D14/214
D693,329 S * 11/2013 Lee et al. D14/216
D707,203 S * 6/2014 Xie et al. D14/214
D713,381 S * 9/2014 Riggs et al. D14/214
D715,761 S * 10/2014 Kim et al. D14/193
D718,277 S * 11/2014 Yamamoto D14/214

OTHER PUBLICATIONS

<<http://www.beoplay.com/products/beolit12>>, retrieved from the Internet Jul. 21, 2014.

* cited by examiner

Primary Examiner — Keli L Hill

(74) *Attorney, Agent, or Firm* — Bose Corporation

(57) **CLAIM**

The ornamental design for a portable audio system, substantially as shown and described.

DESCRIPTION

FIG. 1 is a perspective view of a portable audio system as seen from the front top and side;

FIG. 2 is a perspective view thereof as seen from the back, top and opposite side;

FIG. 3 is a front view thereof;

FIG. 4 is a back view thereof;

FIG. 5 is a top view thereof;

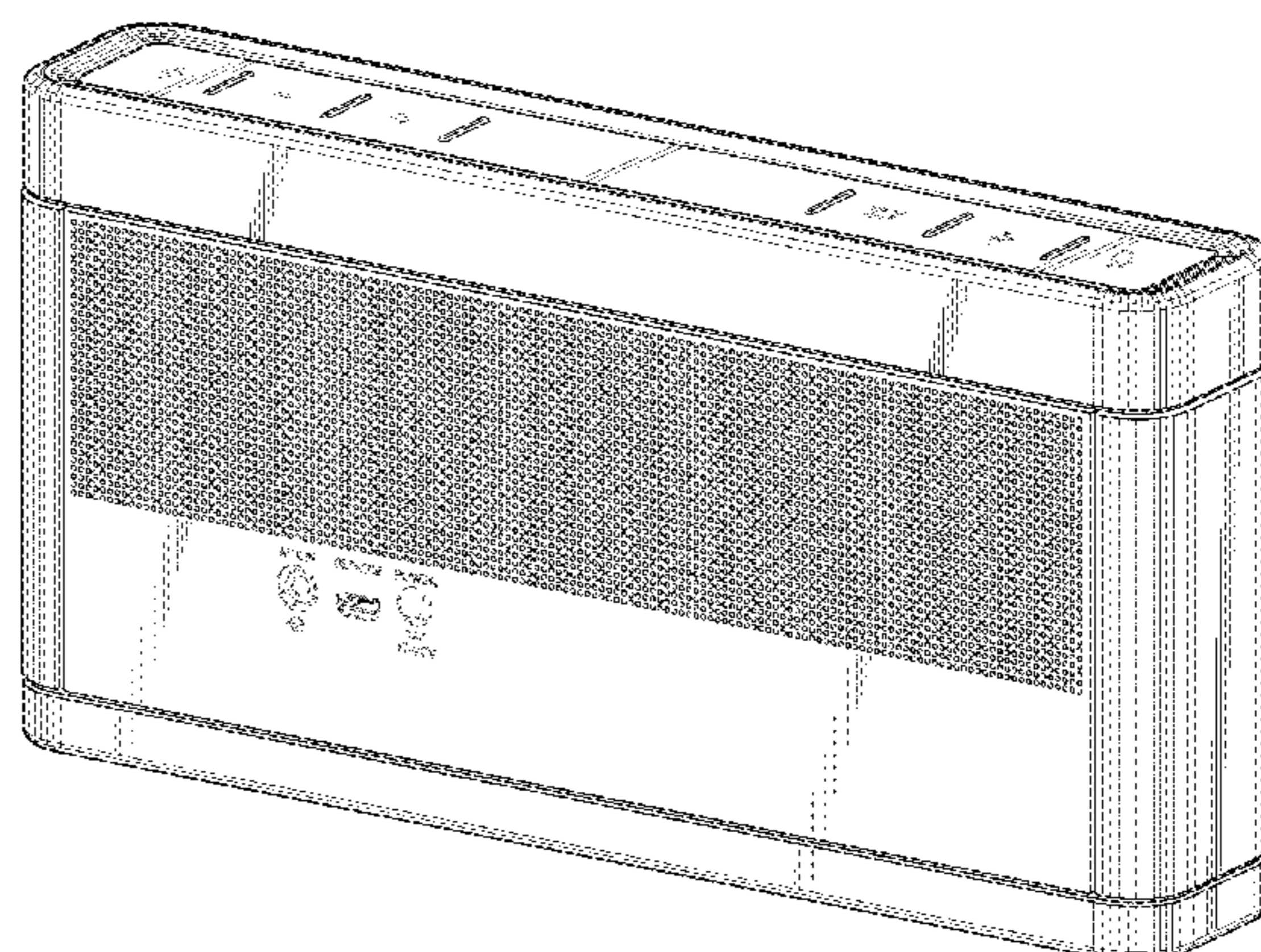
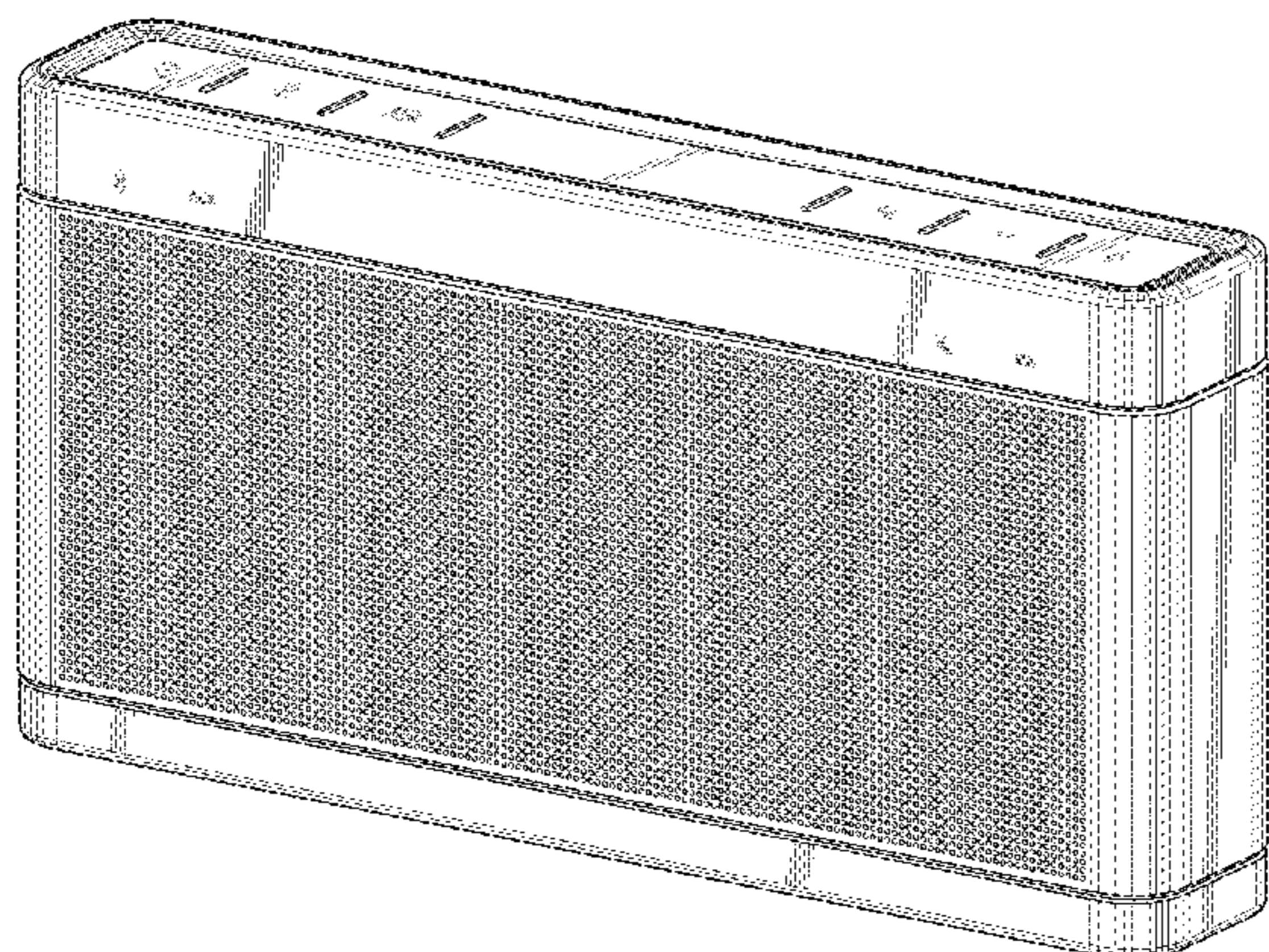
FIG. 6 is a bottom view thereof;

FIG. 7 is a side view thereof; and,

FIG. 8 is an opposite side view thereof.

The dotted line portions of the drawings represent environmental structure only and form no part of the claimed design. The broken line showing of numbers, words, and symbols forms no part of the claim design.

1 Claim, 6 Drawing Sheets



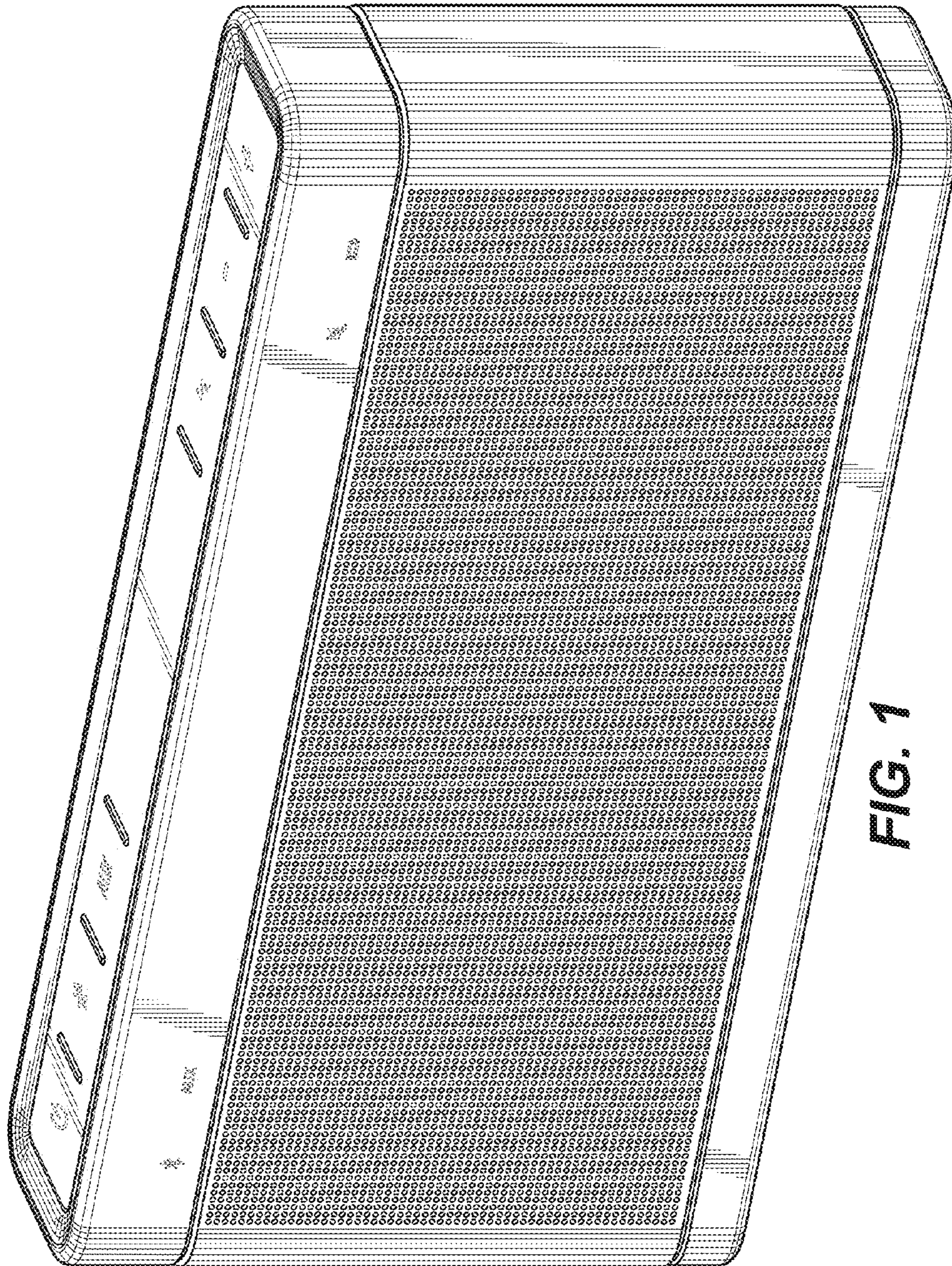


FIG. 1

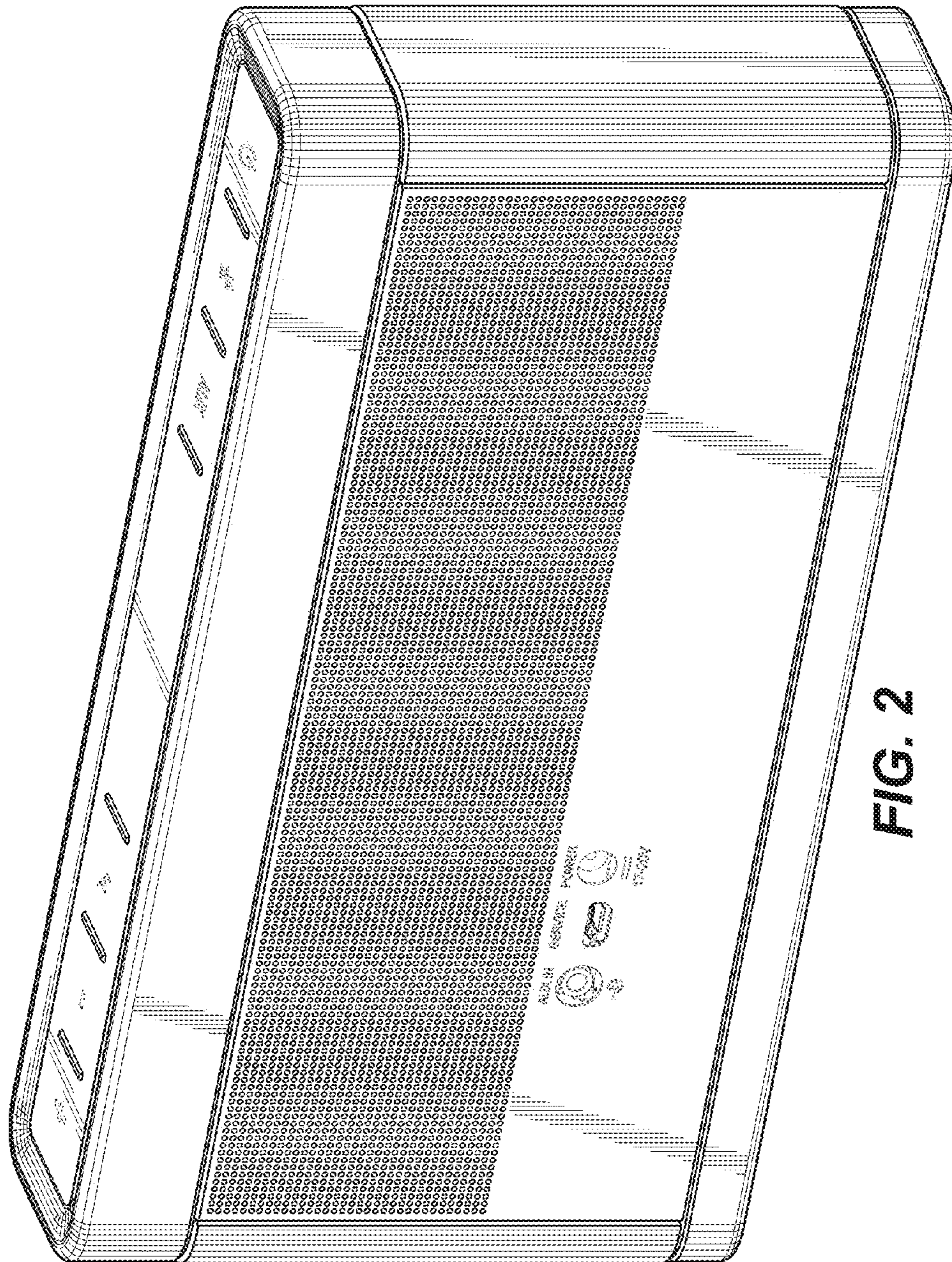


FIG. 2




FIG. 3

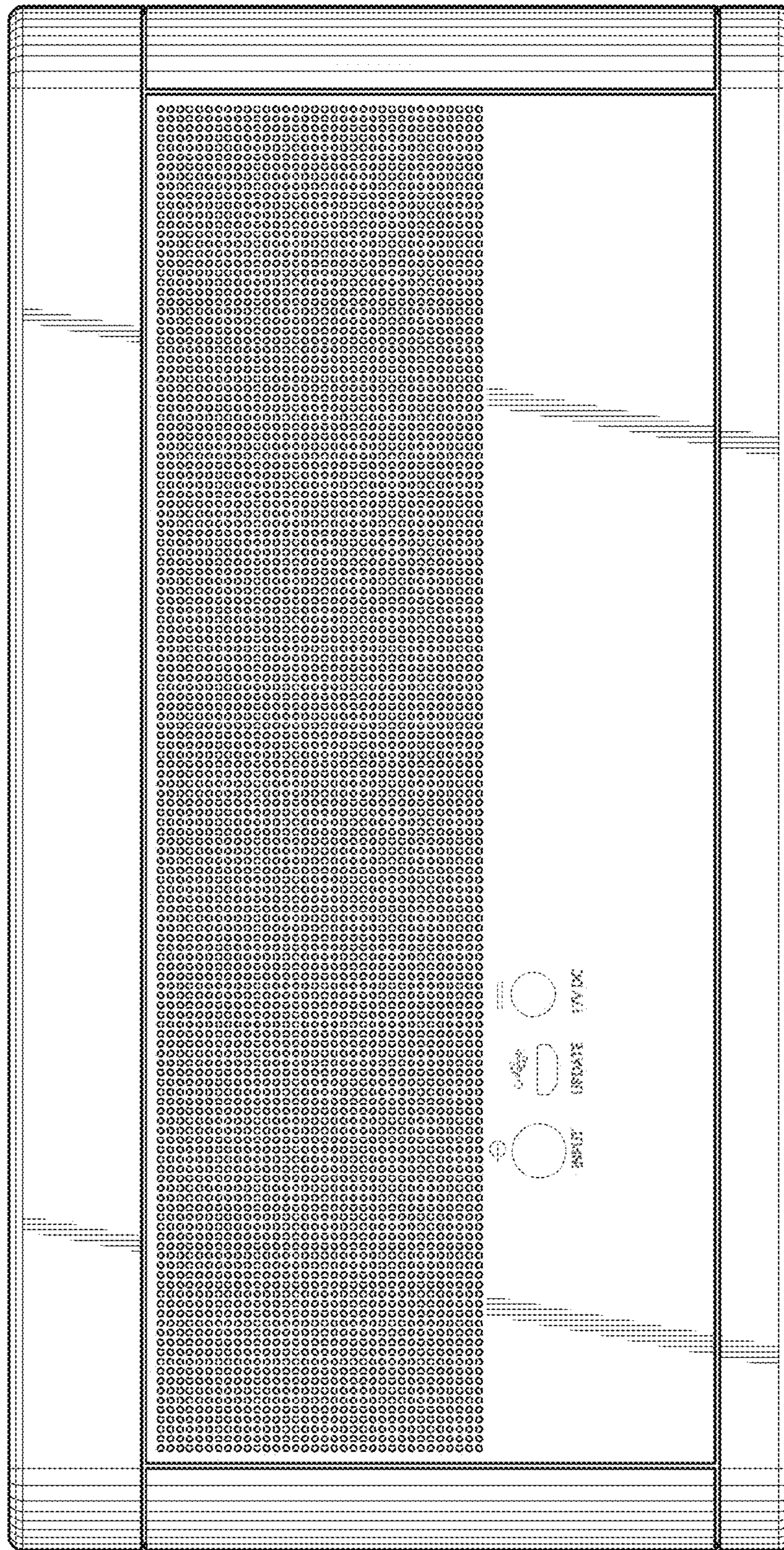


FIG. 4

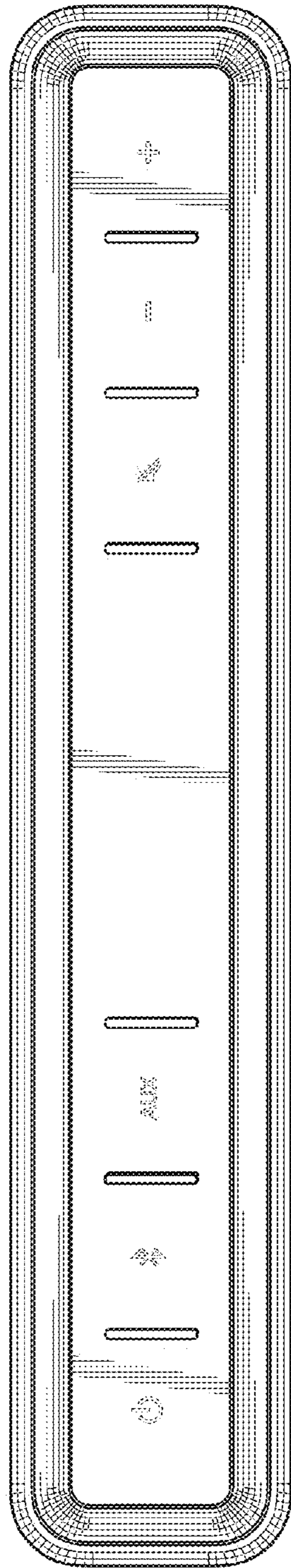


FIG. 5

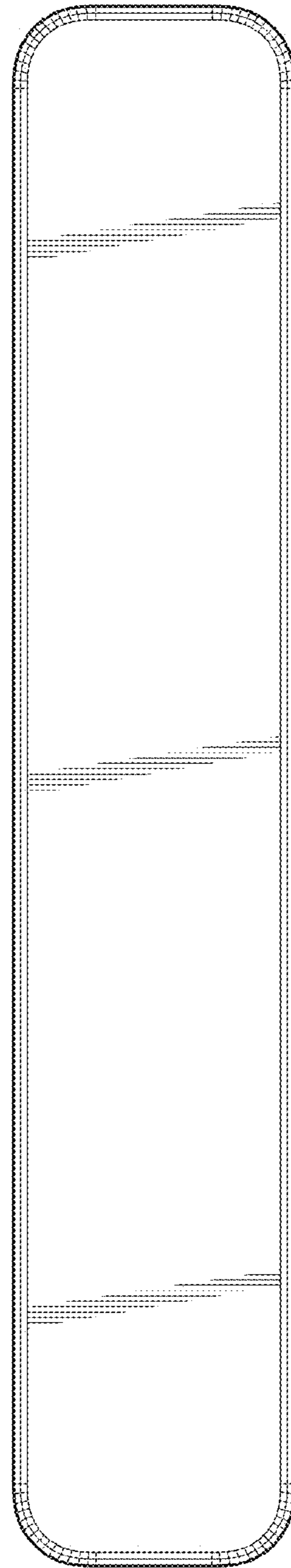


FIG. 6




FIG. 8




FIG. 7