



US00D734738S

(12) **United States Design Patent**  
**Jackson et al.**

(10) **Patent No.:** **US D734,738 S**

(45) **Date of Patent:** **\*\* Jul. 21, 2015**

(54) **SPEAKER**

- (71) Applicant: **SMS Audio, LLC**, Delray Beach, FL (US)
- (72) Inventors: **Curtis Jackson**, New York, NY (US);  
**Brian M. Nohe**, Delray Beach, FL (US)
- (73) Assignee: **SMS AUDIO, LLC**, Delray Beach, FL (US)
- (\*\*) Term: **14 Years**

(21) Appl. No.: **29/454,876**

(22) Filed: **May 15, 2013**

(51) **LOC (10) Cl.** ..... **14-03**

(52) **U.S. Cl.**  
USPC ..... **D14/214**

(58) **Field of Classification Search**  
USPC ..... D14/167, 168, 170–172, 188, 194–196, D14/204, 207, 209.1, 210–216, 219, 221, D14/222, 224, 496; 181/143, 144, 147, 148, 181/150, 153, 157, 198, 199; 381/300–303, 381/306, 332, 333, 336, 345, 361–364, 381/386–388; 369/6–12  
CPC .... B60R 11/0217; G06F 1/1688; H04M 1/03; H04M 1/035; H04R 1/02; H04R 1/06; H04R 1/021; H04R 1/025; H04R 1/026; H04R 1/028; H04R 1/105; H04R 1/323; H04R 1/403; H04R 1/2803; H04R 1/2834; H04R 5/02; H04R 7/20; H04R 9/06; H04R 9/025; H04R 2201/021; H04R 2400/00; H04R 2400/07; H04R 2499/11; H04R 2499/13; H04R 2499/15; H04S 3/00; H04S 7/30

See application file for complete search history.

(56) **References Cited**

U.S. PATENT DOCUMENTS

D223,580 S *	5/1972	Richards .....	D14/215
D505,941 S *	6/2005	Hirano .....	D14/215
D571,749 S *	6/2008	Barnett et al. ....	D14/126
D596,150 S *	7/2009	Chen .....	D14/240
D606,043 S *	12/2009	Lin .....	D14/216
D611,450 S *	3/2010	Miyazaki .....	D14/209.1
D621,383 S *	8/2010	Hou .....	D14/214
D690,281 S *	9/2013	Carr et al. ....	D14/204
D690,679 S *	10/2013	Chang .....	D14/204
D706,743 S *	6/2014	Lukic et al. ....	D14/204

\* cited by examiner

*Primary Examiner* — Keli L Hill

(74) *Attorney, Agent, or Firm* — Gottlieb, Rackman & Reisman, P.C.

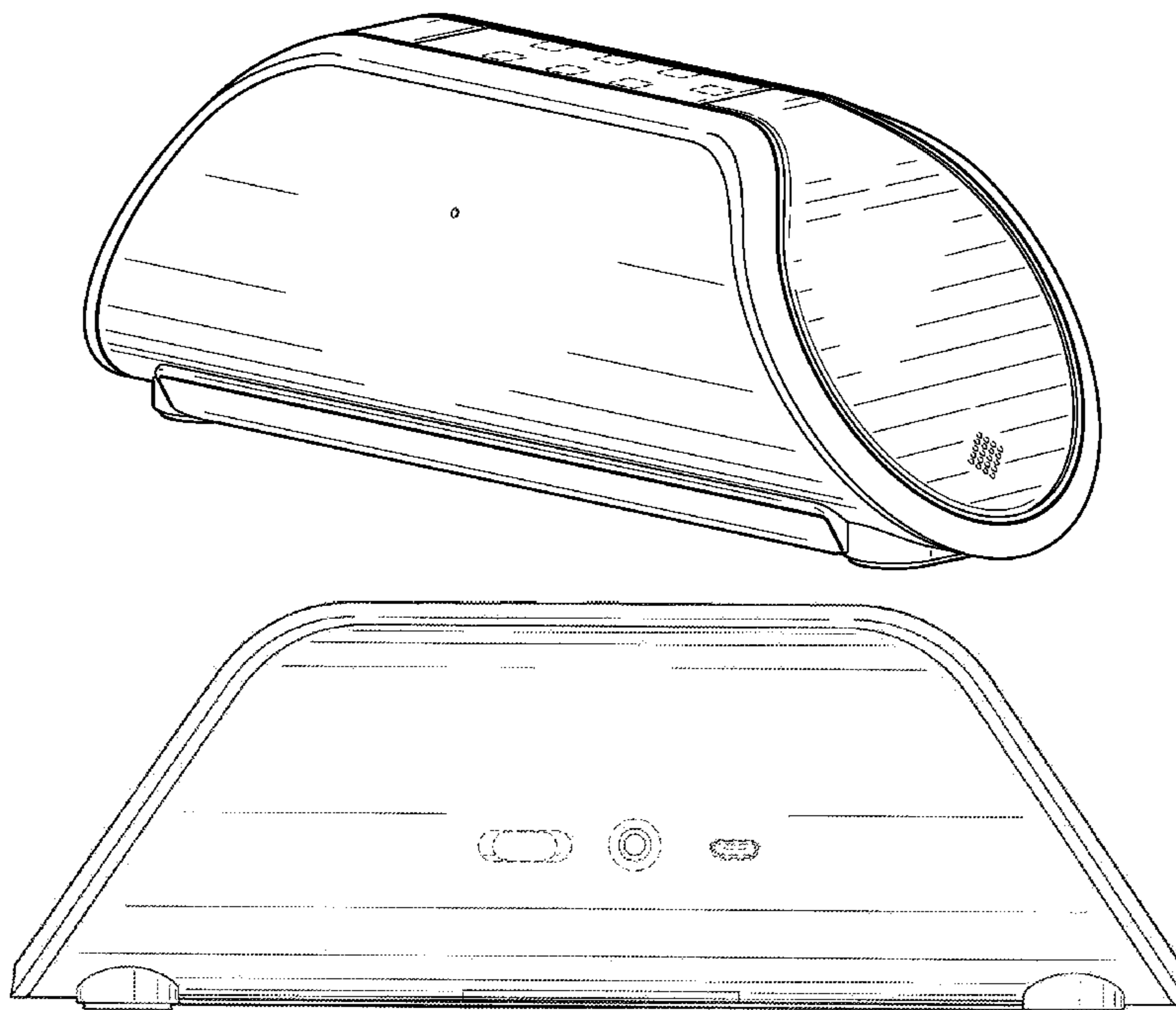
(57) **CLAIM**

The ornamental design for a speaker, as shown and described.

**DESCRIPTION**

FIG. 1 is the top, front and the right side perspective view of the speaker showing our new design;  
FIG. 2 is a top plan view thereof;  
FIG. 3 is a front elevational view thereof;  
FIG. 4 is a rear elevational view thereof;  
FIG. 5 is a left side elevational view thereof;  
FIG. 6 is a right side elevational view thereof; and,  
FIG. 7 is a bottom plan view thereof.  
The broken lines shown in the drawings represent unclaimed portions of the speaker and form no part of the claimed design.

**1 Claim, 6 Drawing Sheets**



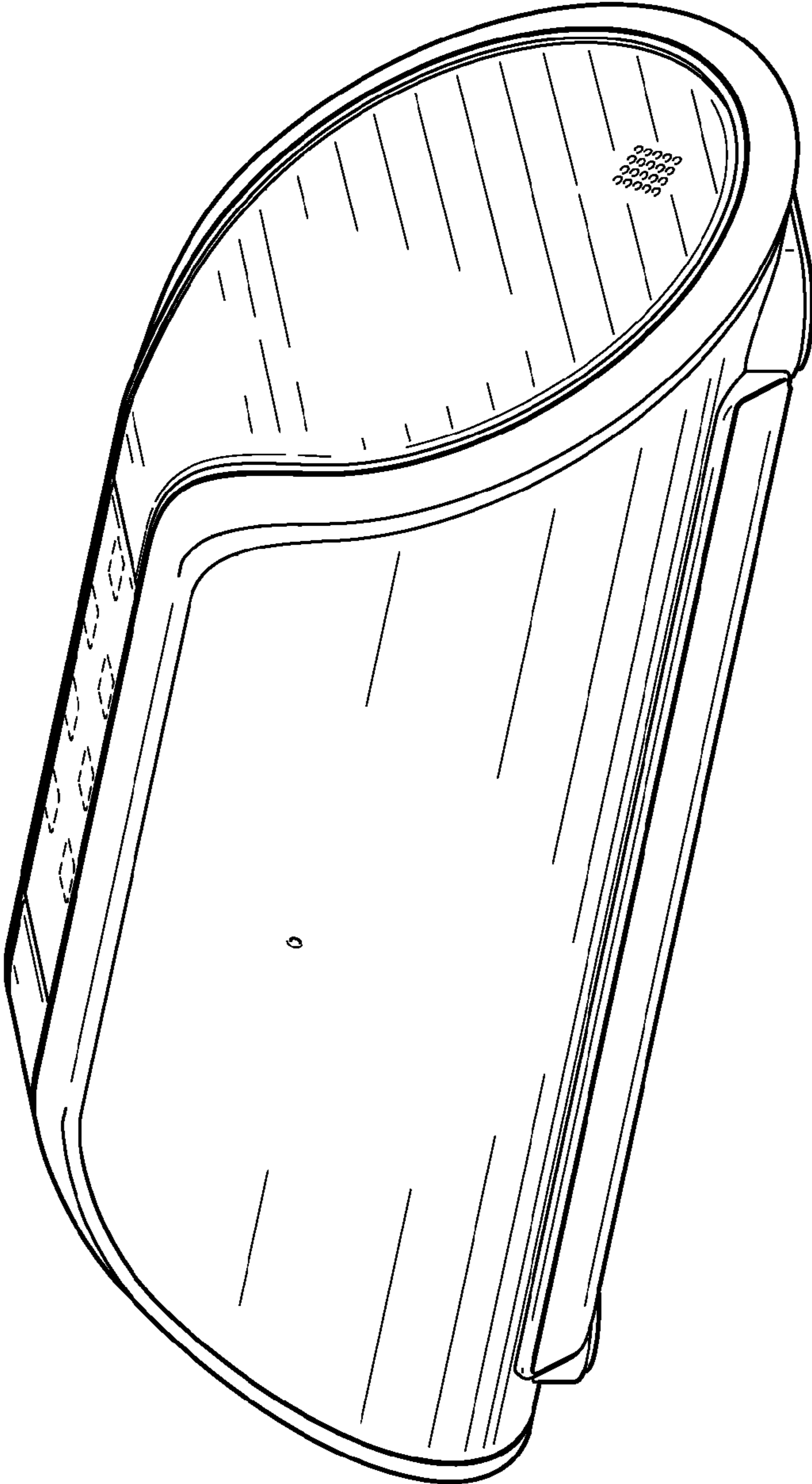


FIG. 1

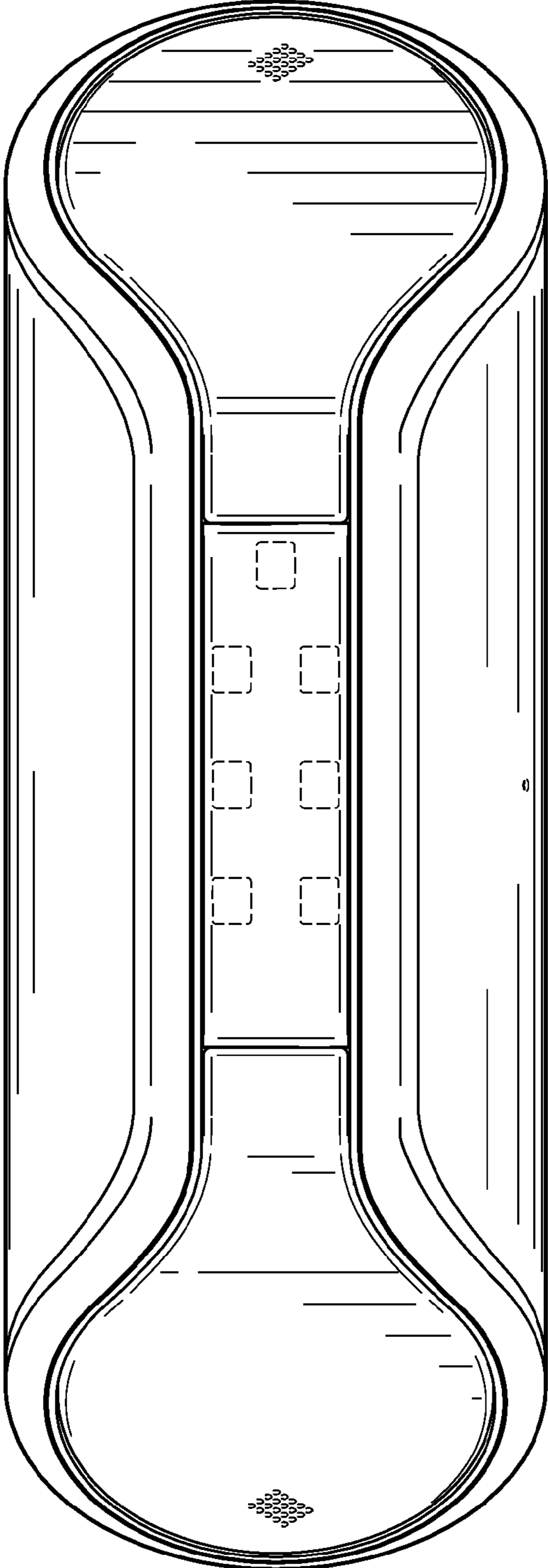


FIG.2

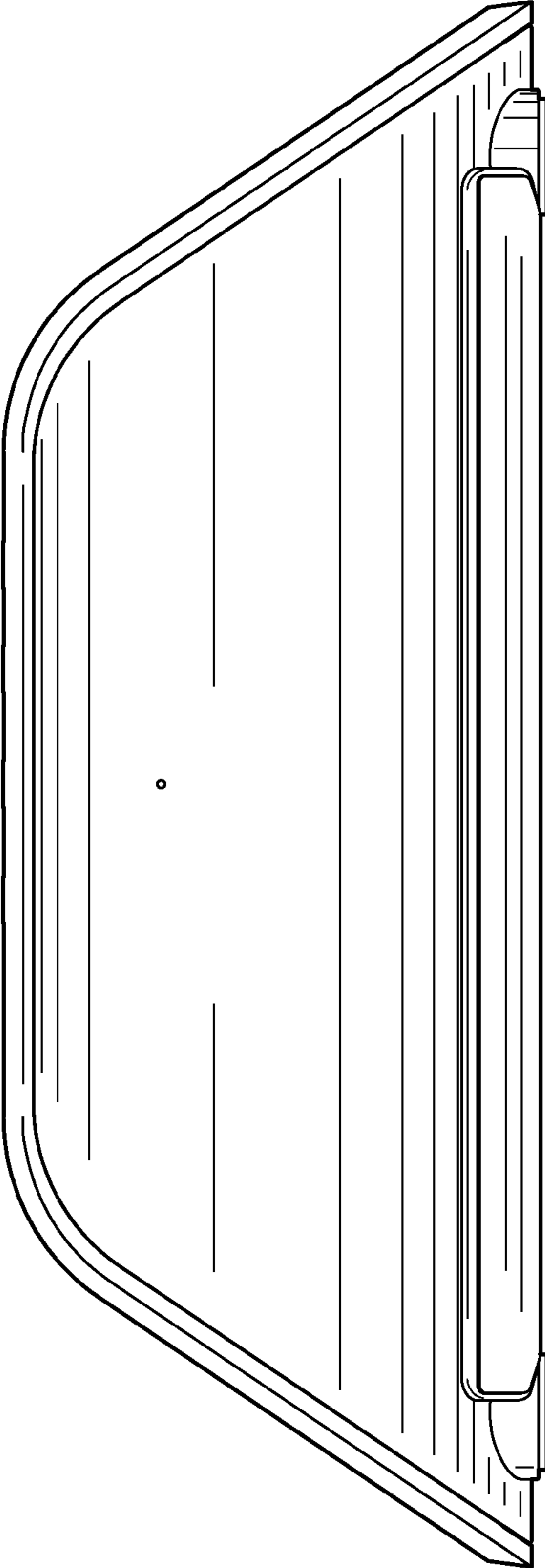


FIG. 3

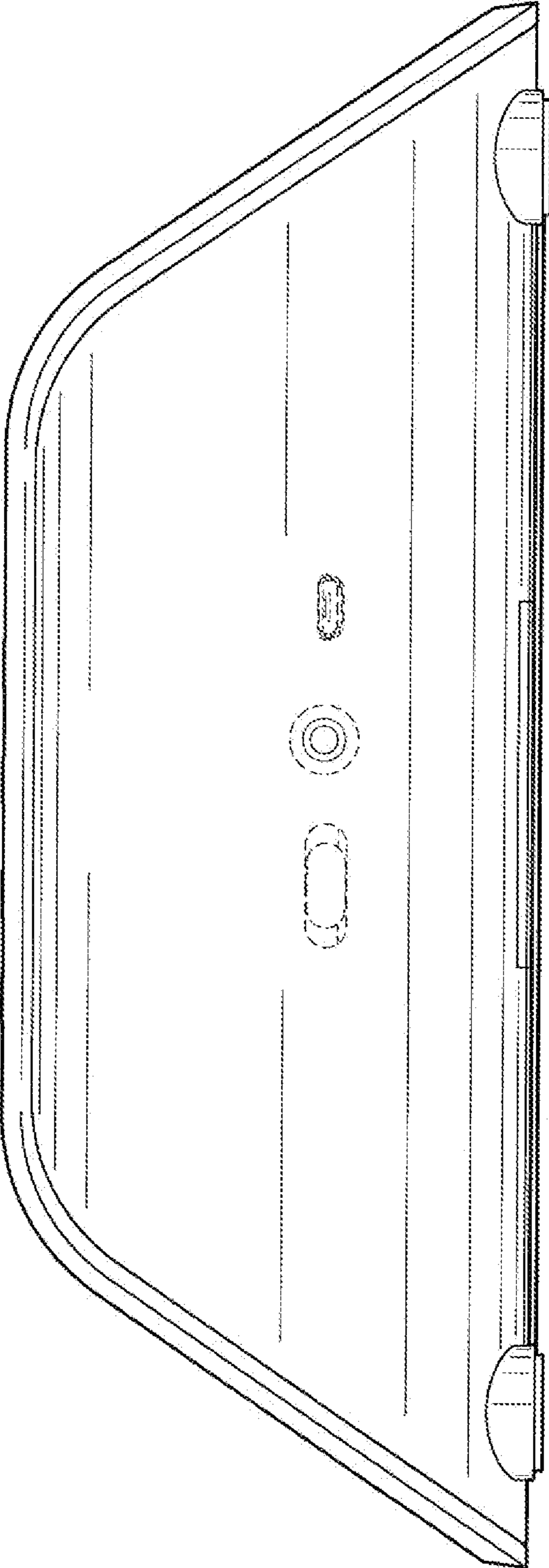


FIG.4

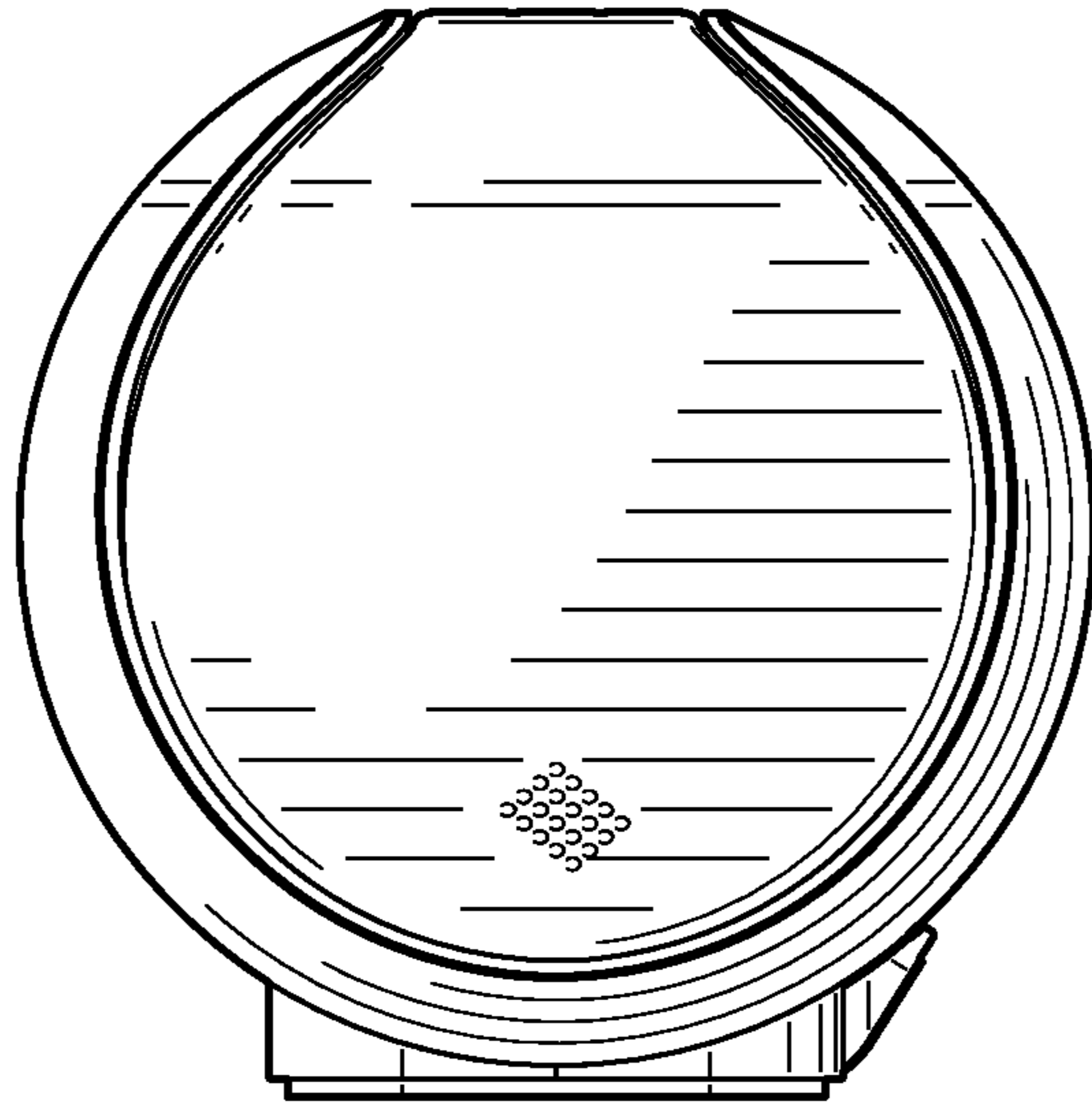


FIG. 5

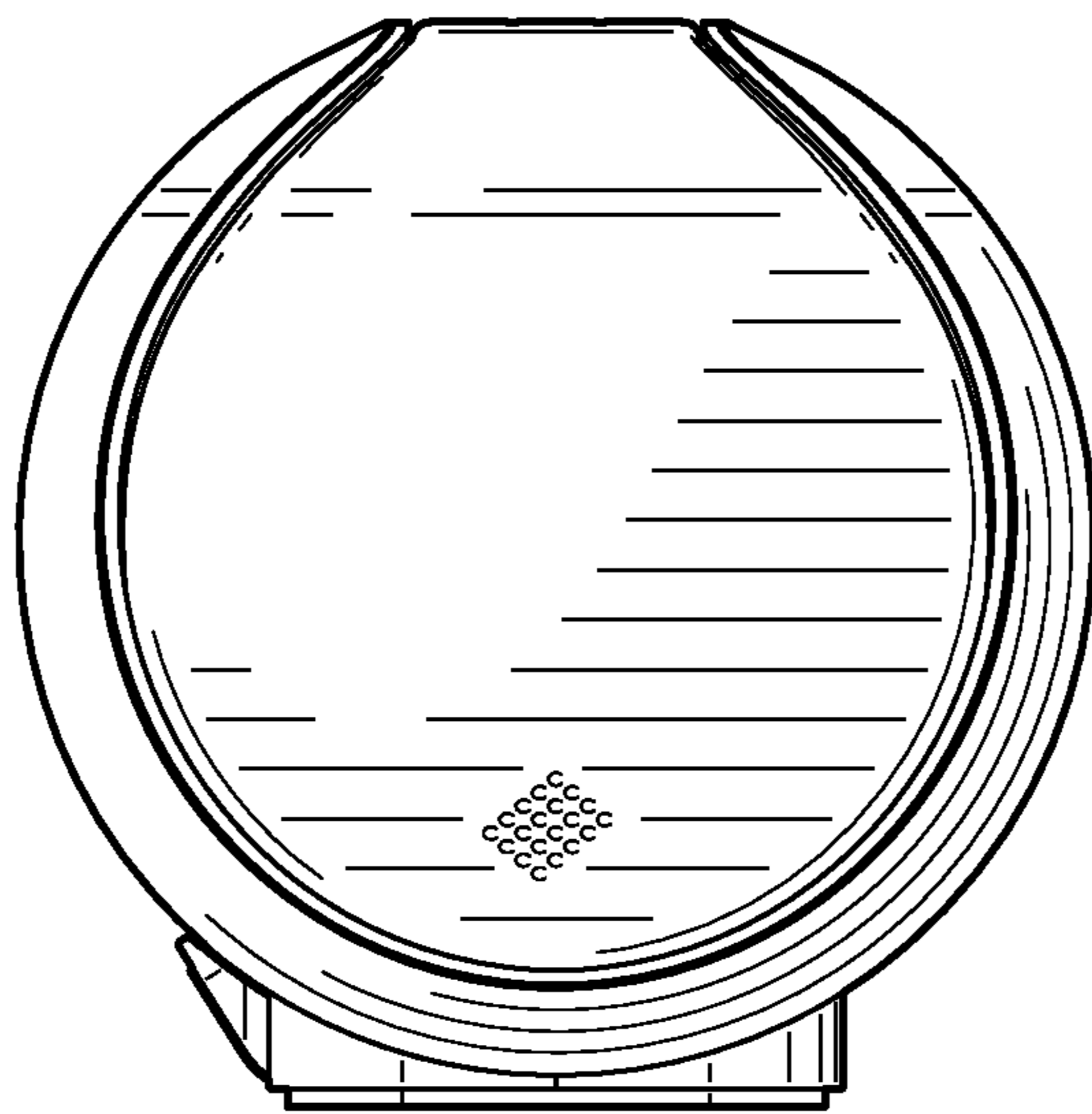


FIG. 6

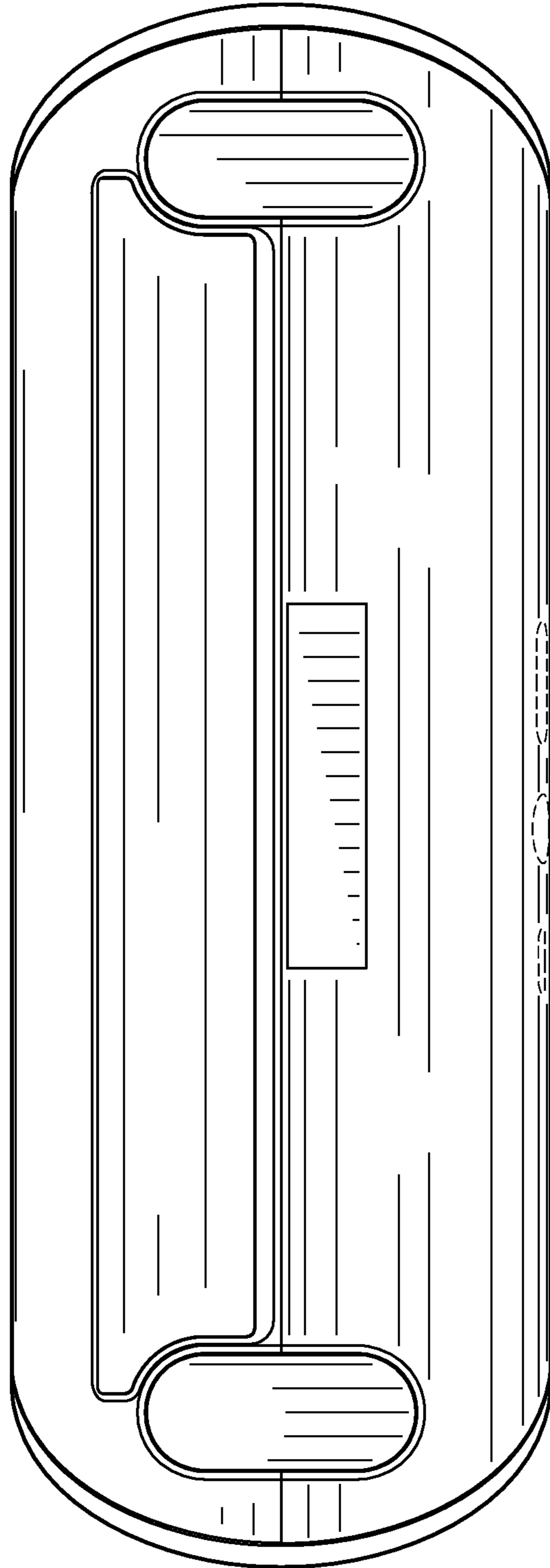


FIG. 7