

US00D734734S

(12) **United States Design Patent**
McManigal

(10) **Patent No.:** **US D734,734 S**

(45) **Date of Patent:** **** *Jul. 21, 2015**

(54) **PORTABLE TELEPHONE**

(71) Applicant: **Scott Paul McManigal**, Newport Beach,
CA (US)

(72) Inventor: **Scott Paul McManigal**, Newport Beach,
CA (US)

(73) Assignee: **Vizio Inc**, Irvine, CA (US)

(*) Notice: This patent is subject to a terminal dis-
claimer.

(**) Term: **14 Years**

(21) Appl. No.: **29/446,827**

(22) Filed: **Feb. 27, 2013**

(51) **LOC (10) Cl.** **14-03**

(52) **U.S. Cl.**
USPC **D14/147**

(58) **Field of Classification Search**
USPC D14/47, 148, 149, 138 R, 138 AA,
D14/138 AD, 138 G, 191, 203.1–203.8, 496,
D14/137, 218, 341–347, 247–248, 144,
D14/150–151, 240, 243, 140–142; 455/566,
455/575.1, 575.3, 575.4; 348/168, 169,
348/167; 379/426, 428.02, 433.01, 433.04,
379/454, 455

See application file for complete search history.

(56) **References Cited**

U.S. PATENT DOCUMENTS

| | | | | | | |
|----------|---|---|---------|------------------|-------|------------|
| D586,326 | S | * | 2/2009 | Hwang | | D14/147 |
| D587,689 | S | * | 3/2009 | Hwang et al. | | D14/218 |
| D596,623 | S | * | 7/2009 | Laine | | D14/218 |
| D614,607 | S | * | 4/2010 | Kamegi | | D14/218 |
| D617,821 | S | * | 6/2010 | Kaplan et al. | | D16/202 |
| D619,980 | S | * | 7/2010 | Kang | | D14/138 AA |
| D630,188 | S | * | 1/2011 | Daniels | | D14/218 |
| D649,530 | S | * | 11/2011 | McManigal et al. | | D14/218 |
| D650,365 | S | * | 12/2011 | McManigal et al. | | D14/218 |
| D650,366 | S | * | 12/2011 | McManigal et al. | | D14/218 |
| D663,721 | S | * | 7/2012 | McManigal et al. | | D14/218 |
| D671,517 | S | * | 11/2012 | Katori | | D14/148 |
| D697,055 | S | * | 1/2014 | McManigal | | D14/218 |

* cited by examiner

Primary Examiner — Thomas Johannes
Assistant Examiner — Holly E Thurman

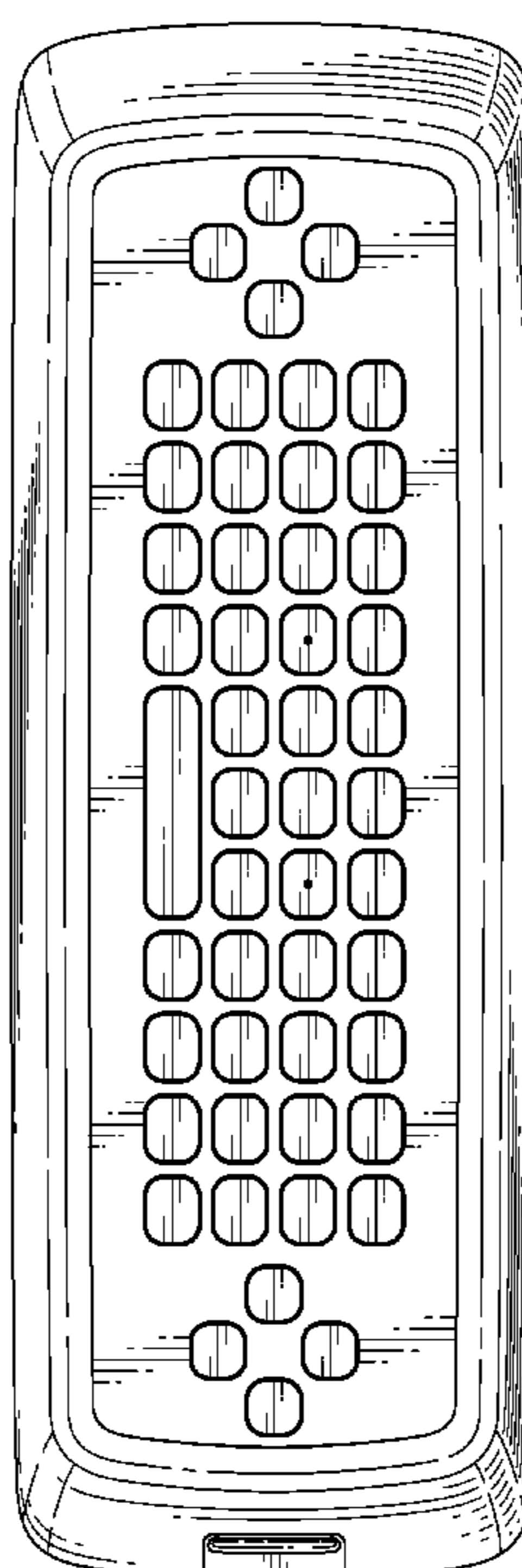
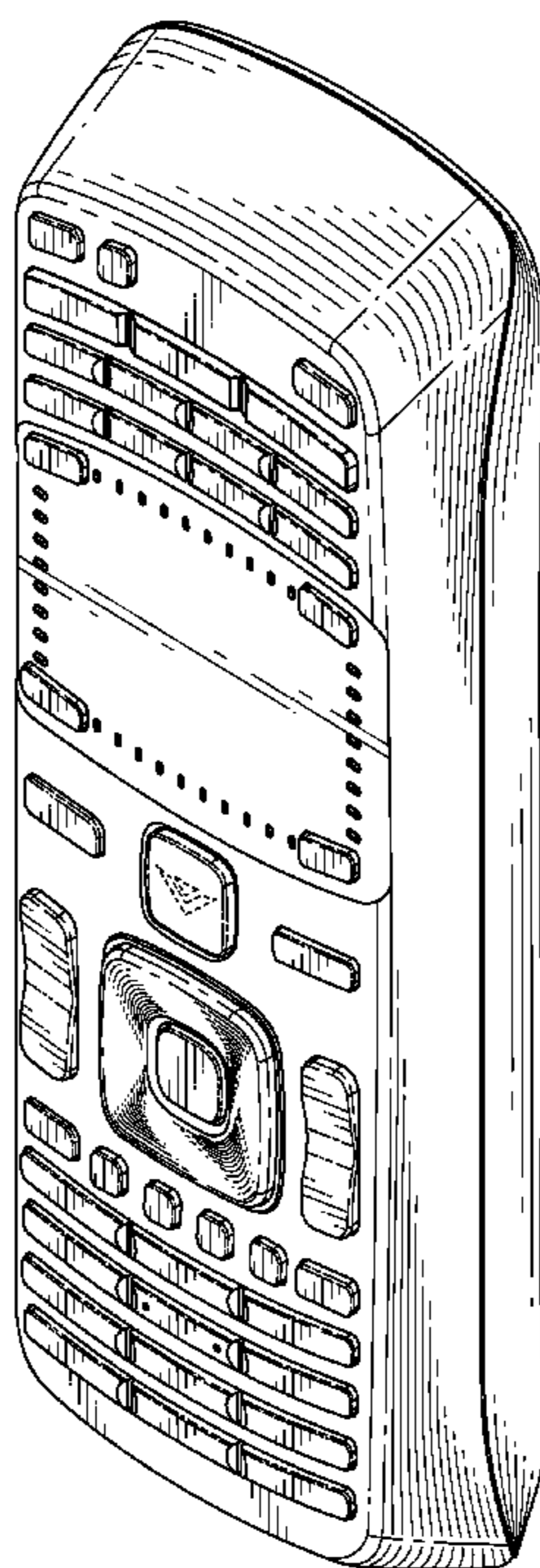
(57) **CLAIM**

I claim the ornamental design for a portable telephone, as
shown and described.

DESCRIPTION

FIG. 1 is a top perspective view of a portable telephone
showing my new design;
FIG. 2 is a front on view thereof;
FIG. 3 is a rear view thereof;
FIG. 4 is a right side view thereof;
FIG. 5 is a left side view thereof;
FIG. 6 is a top view thereof; and,
FIG. 7 is a bottom view thereof.
The broken lines depict unclaimed portions of the graphical
user interface, which form no part of the claimed design.

1 Claim, 5 Drawing Sheets



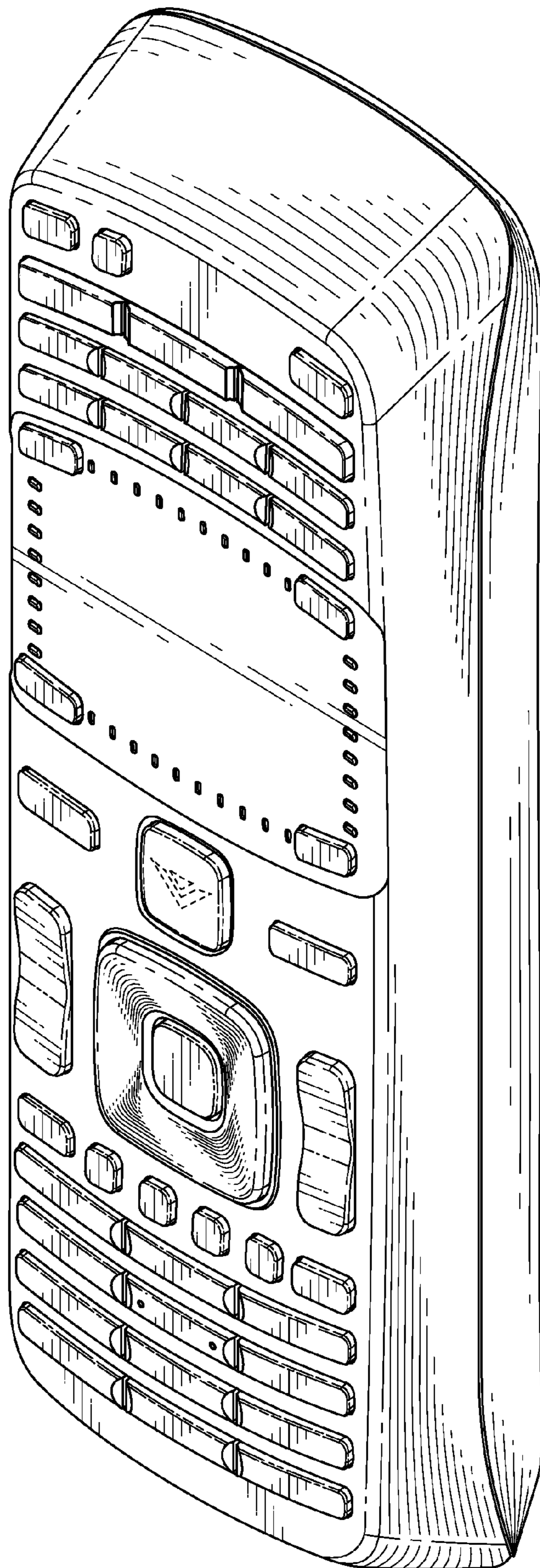


FIG. 1

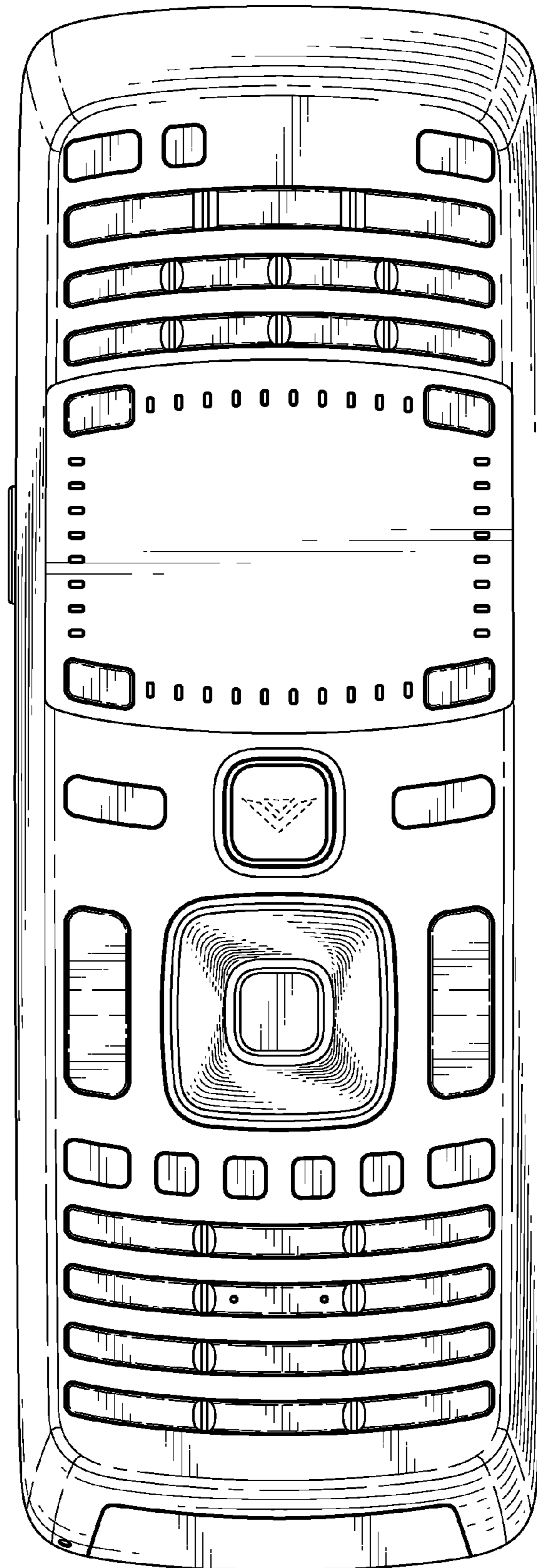


FIG. 2

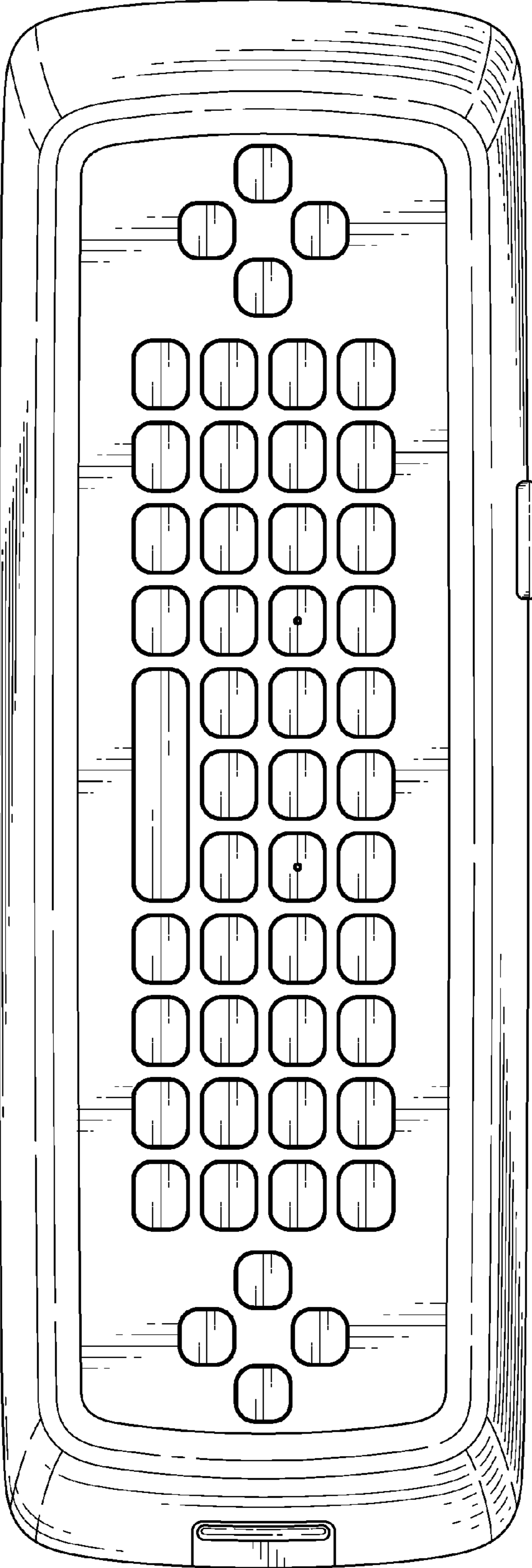


FIG. 3

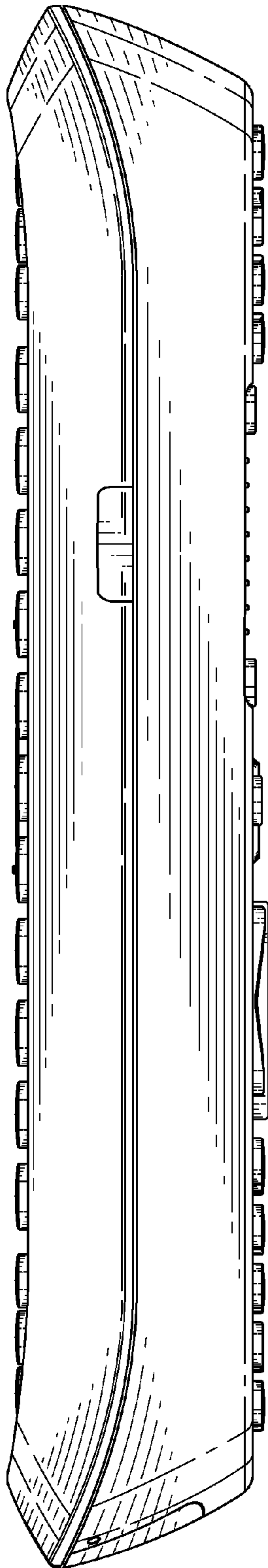


FIG. 4

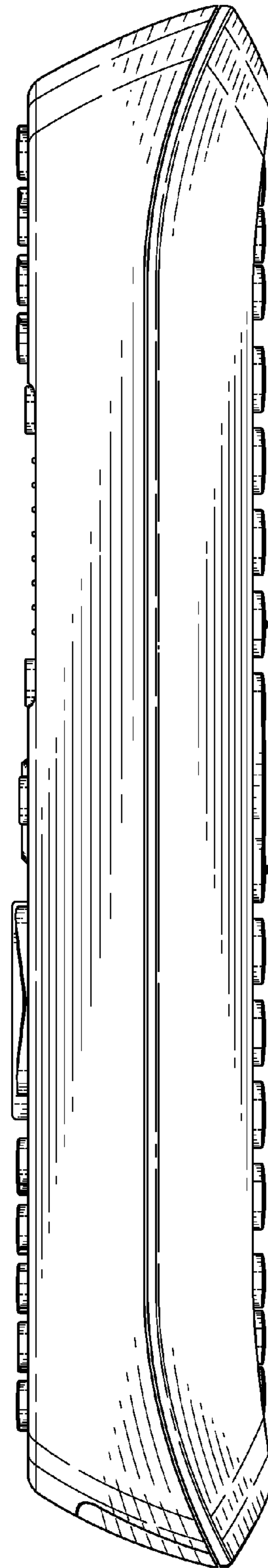


FIG. 5

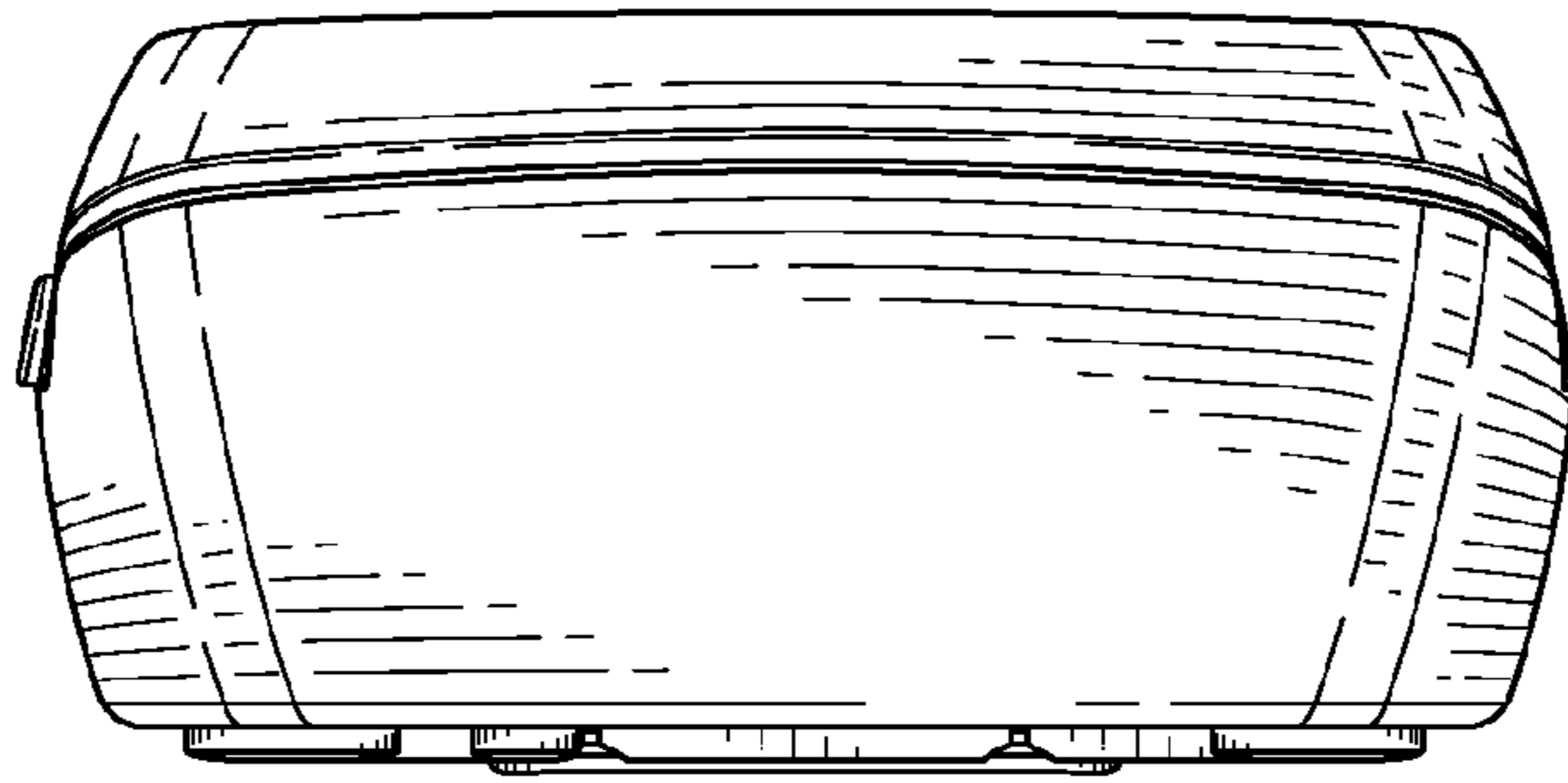


FIG. 6

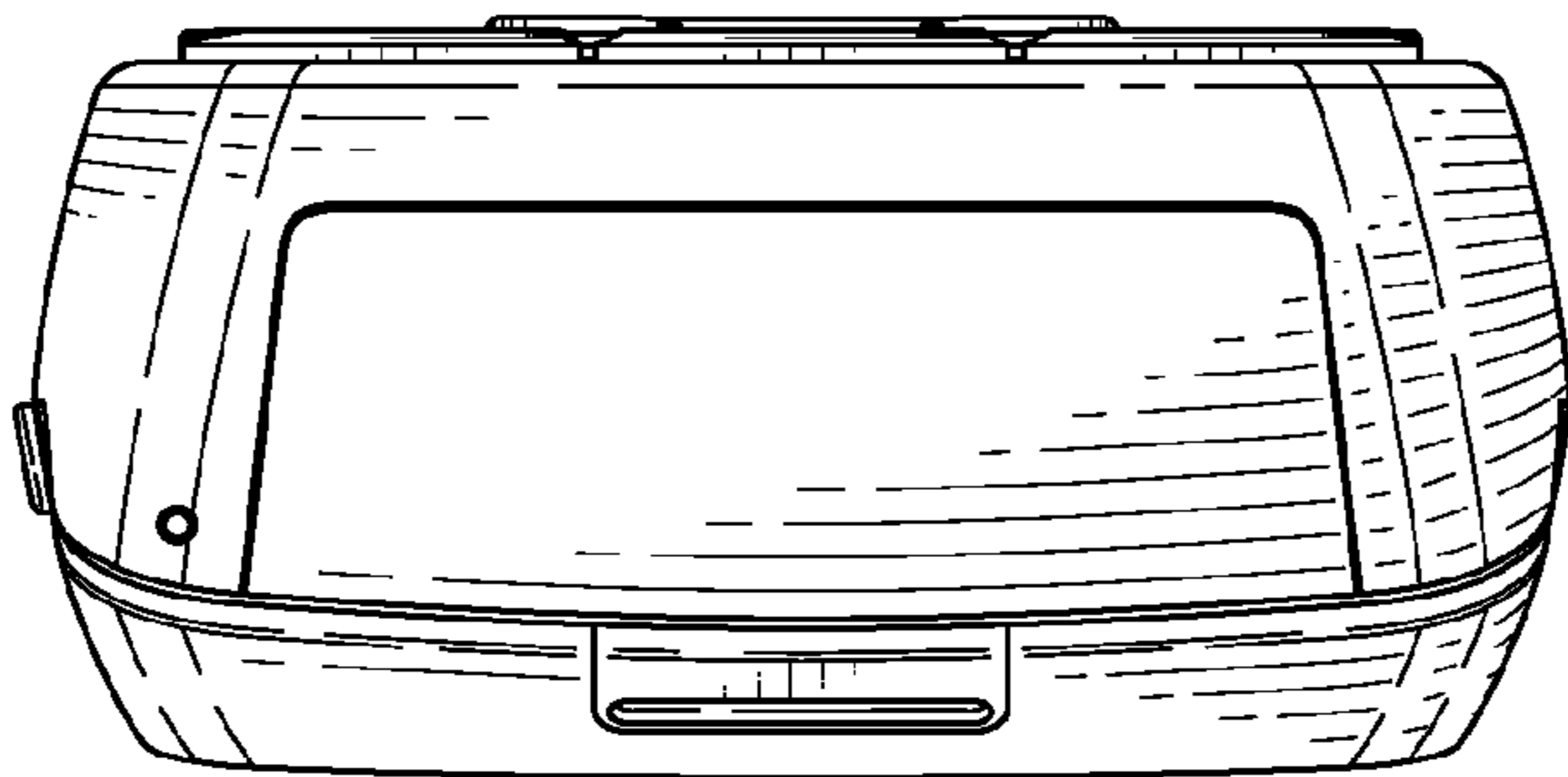


FIG. 7