



US00D734702S

(12) **United States Design Patent**  
**Hale**

(10) **Patent No.:** **US D734,702 S**  
(45) **Date of Patent:** **\*\* Jul. 21, 2015**

- (54) **VEHICLE-WHEEL FRONT FACE**
- (71) Applicant: **MOBILE HI-TECH WHEELS,**  
Rancho Dominguez, CA (US)
- (72) Inventor: **Arthur D. Hale,** Long Beach, CA (US)
- (73) Assignee: **Mobile Hi-Tech Wheels,** Rancho  
Dominguez, CA (US)
- (\*\*) Term: **14 Years**
- (21) Appl. No.: **29/515,606**
- (22) Filed: **Jan. 23, 2015**
- (51) **LOC (10) Cl.** ..... **12-16**
- (52) **U.S. Cl.**  
USPC ..... **D12/209**
- (58) **Field of Classification Search**  
USPC ..... D12/204–213  
CPC ..... B60B 7/00; B60B 7/02; B60B 7/04;  
B60B 7/01; B60B 7/06; B60B 3/02; B60B  
3/04; B60B 3/06; B60B 3/10; B60B 1/00;  
B60B 1/08; B60B 1/10; B60B 1/12  
See application file for complete search history.

- (56) **References Cited**  
**U.S. PATENT DOCUMENTS**  
D392,930 S \* 3/1998 Embrador ..... D12/209  
D422,257 S \* 4/2000 Pruden ..... D12/209

D440,198 S *	4/2001	Ivanova et al. ....	D12/209
D450,026 S *	11/2001	Donikoglu .....	D12/209
D453,492 S *	2/2002	Laengerer .....	D12/209
D455,692 S *	4/2002	Iguchi et al. ....	D12/209
D470,812 S *	2/2003	Chu .....	D12/211
D498,195 S *	11/2004	Guevara .....	D12/211
D576,535 S *	9/2008	Chung .....	D12/209
D578,458 S *	10/2008	Cortes .....	D12/211
D678,159 S *	3/2013	Hale, Jr. ....	D12/209
D686,959 S *	7/2013	Hale .....	D12/209
D691,937 S *	10/2013	Chan .....	D12/209
D706,697 S *	6/2014	Chung .....	D12/209
D715,724 S *	10/2014	Chung .....	D12/211

\* cited by examiner

*Primary Examiner* — Stacia Cadmus  
(74) *Attorney, Agent, or Firm* — Christie, Parker & Hale, LLP

(57) **CLAIM**  
The ornamental design for vehicle-wheel front face, as shown and described.

**DESCRIPTION**

FIG. 1 is a perspective view of a vehicle wheel front face according to my new design;  
FIG. 2 is a front elevational view thereof; and,  
FIG. 3 is a side elevational view thereof.  
The broken lines showing the side of the wheel and the bolts and center cap in the central hub area are included for the purpose of illustrating environment and form no part of the claimed design.

**1 Claim, 3 Drawing Sheets**


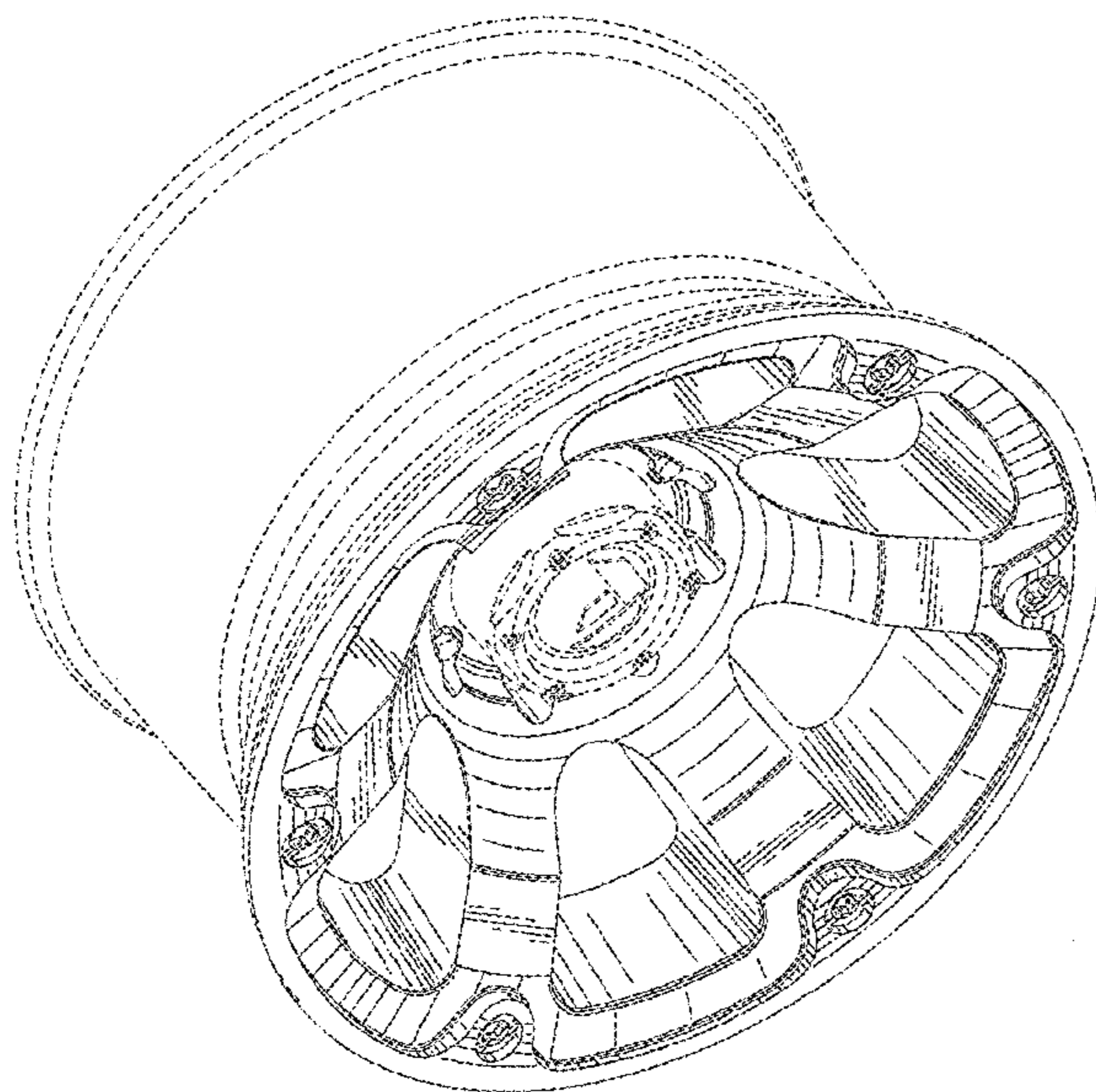


FIG. 1

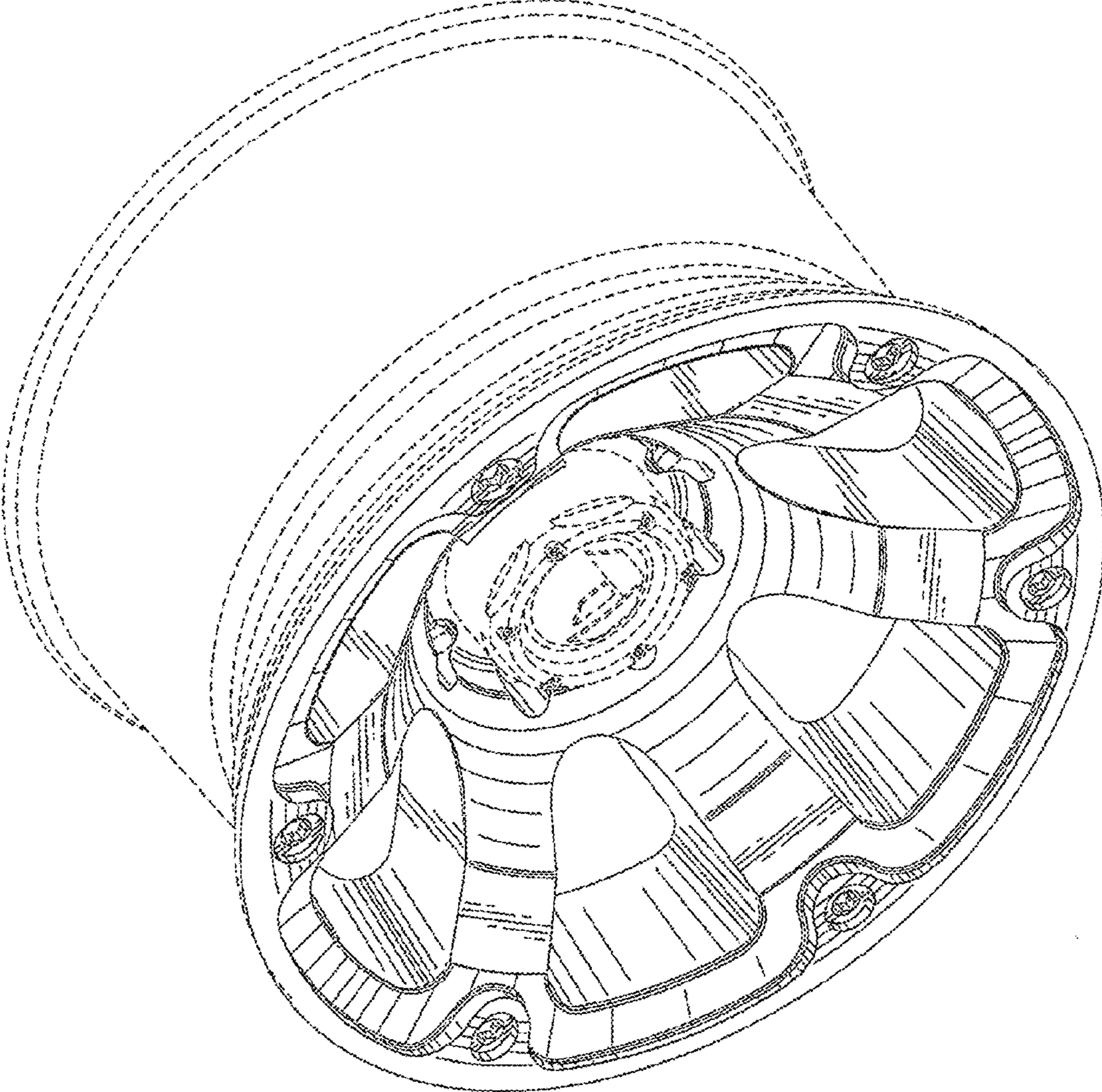


FIG. 2




FIG. 3

