



US00D734700S

(12) **United States Design Patent**  
**Chang**

(10) **Patent No.:** **US D734,700 S**  
(45) **Date of Patent:** **\*\* Jul. 21, 2015**

(54) **CAR MAT**  
(71) Applicant: **Hyundai Mobis Co., Ltd**, Seoul (KR)  
(72) Inventor: **Hyun Jin Chang**, Yongin-si (KR)  
(73) Assignee: **Hyundai Mobis Co., Ltd.**, Seoul (KR)  
(\*\*) Term: **14 Years**

(21) Appl. No.: **29/494,206**  
(22) Filed: **Jun. 18, 2014**

(30) **Foreign Application Priority Data**  
May 15, 2014 (KR) ..... 30-2014-0023926  
(51) **LOC (10) Cl.** ..... **12-16**  
(52) **U.S. Cl.**  
USPC ..... **D12/203**  
(58) **Field of Classification Search**  
USPC ..... D6/582, 583, 585, 586, 592; D12/203;  
15/215, 216, 217; 280/163, 164.1  
CPC ..... B32B 2471/00; B32B 2471/02; B32B  
2471/04; B60R 13/02; B60R 13/0815; D04H  
3/04; D04H 3/05  
See application file for complete search history.

(56) **References Cited**  
**U.S. PATENT DOCUMENTS**  
4,876,135 A \* 10/1989 McIntosh ..... 428/74  
D468,249 S \* 1/2003 Lu ..... D12/203  
D509,781 S \* 9/2005 Hussaini et al. .... D12/203

D522,299 S \* 6/2006 Robbins, III ..... D6/582  
D561,080 S \* 2/2008 Soshkin ..... D12/203  
D584,671 S \* 1/2009 Hsu ..... D12/203  
D622,648 S \* 8/2010 Lu ..... D12/203  
D632,626 S \* 2/2011 Koblenzer ..... D12/203  
D642,844 S \* 8/2011 Cheris ..... D6/582  
D648,252 S \* 11/2011 Yang ..... D12/203  
D673,490 S \* 1/2013 Koblenzer ..... D12/203  
D692,361 S \* 10/2013 Lu ..... D12/203  
D703,976 S \* 5/2014 Mauro ..... D6/592

\* cited by examiner

*Primary Examiner* — George D Kirschbaum  
*Assistant Examiner* — Natasha Vujcic  
(74) *Attorney, Agent, or Firm* — NSIP Law

(57) **CLAIM**  
I claim the ornamental design for a car mat, as shown and described.

**DESCRIPTION**

FIG. 1 is a front perspective view of a car mat showing my new design;  
FIG. 2 is a front view thereof;  
FIG. 3 is a rear view thereof;  
FIG. 4 is a left-side view thereof;  
FIG. 5 is a right-side view thereof;  
FIG. 6 is a top view thereof;  
FIG. 7 is a bottom view thereof;  
FIG. 8 is a bottom perspective view thereof; and,  
FIG. 9 is an enlarged view of the encircled portion in FIG. 2.  
The dot-dash broken lines encircling portions of the claimed design that are illustrated in enlargements form no part of the claimed design.

**1 Claim, 7 Drawing Sheets**





Fig. 1



Fig. 2




Fig. 3



Fig. 4



Fig. 5





Fig. 6






Fig. 7






Fig. 8




Fig. 9

