

US00D734699S

(12) **United States Design Patent**  
**Fox et al.**

(10) **Patent No.:** **US D734,699 S**  
(45) **Date of Patent:** **\*\* Jul. 21, 2015**

- (54) **AIR FILTER ELBOW**
- (71) Applicants: **Edward J. Fox**, Chicago, IL (US);  
**Edward J. Sroka**, Waconda, IL (US)
- (72) Inventors: **Edward J. Fox**, Chicago, IL (US);  
**Edward J. Sroka**, Waconda, IL (US)
- (73) Assignee: **R2C Performance Products LLC.**,  
Vernon Hills, IL (US)

D278,326	S	*	4/1985	Equi	.....	D12/194
4,531,364	A	*	7/1985	Equi	.....	60/314
D357,061	S	*	4/1995	Gifford	.....	D23/263
D409,728	S	*	5/1999	Helmsderfer	.....	D23/266
6,951,354	B1	*	10/2005	Paulson	.....	285/179
D551,607	S	*	9/2007	LaRussa	.....	D12/194
7,300,074	B1	*	11/2007	Paulson	.....	285/179
D562,749	S	*	2/2008	LaRussa	.....	D12/194
D622,647	S	*	8/2010	Hilton et al.	.....	D12/194
D675,294	S	*	1/2013	Mitchell	.....	D23/263
D675,295	S	*	1/2013	Mitchell	.....	D23/263
D675,296	S	*	1/2013	Mitchell	.....	D23/263

(\*\*) Term: **14 Years**

\* cited by examiner

(21) Appl. No.: **29/439,769**

*Primary Examiner* — Eric Goodman

(22) Filed: **Dec. 14, 2012**

*Assistant Examiner* — Daniel J Domino

(51) **LOC (10) Cl.** ..... **12-16**

(74) *Attorney, Agent, or Firm* — R. Tracy Crump

(52) **U.S. Cl.**  
USPC ..... **D12/194**

(57) **CLAIM**

We claim the ornamental design of an air filter elbow, as shown and described.

(58) **Field of Classification Search**  
USPC ..... D12/194; D23/259, 262, 263, 266;  
181/227, 228; 285/179; D15/5;  
123/184.21, 184.31, 184.32, 184.37,  
123/184.38, 184.39, 184.46  
CPC ..... F01N 13/08; F01N 1/00; F01N 5/00;  
F01N 13/00; F01N 3/00; F16L 43/00  
See application file for complete search history.

**DESCRIPTION**

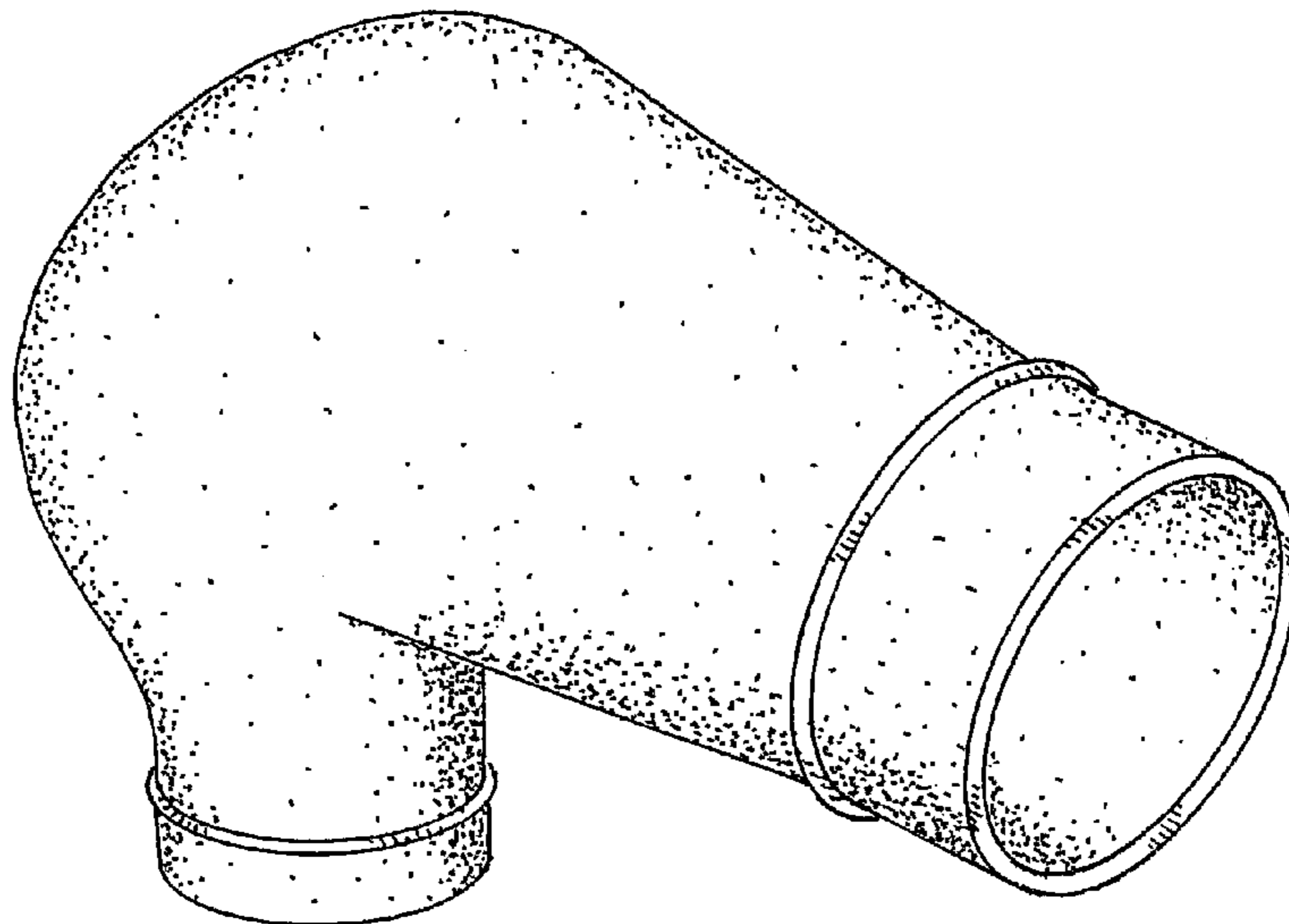
FIG. 1 is a perspective view of an air filter elbow showing our design;  
FIG. 2 is a top view of the air filter elbow shown in FIG. 1;  
FIG. 3 is a bottom view of the air filter elbow shown in FIG. 1;  
FIG. 4 is a side elevation view of the air filter elbow shown in FIG. 1;  
FIG. 5 is a front view of the air filter elbow shown in FIG. 1;  
and,  
FIG. 6 is an end view of the air filter elbow shown in FIG. 1.

(56) **References Cited**

U.S. PATENT DOCUMENTS

D229,410	S	*	11/1973	Luckenbill et al.	.....	D23/263
3,844,586	A	*	10/1974	Olen	.....	285/8
D234,463	S	*	3/1975	Ahlrot	.....	D23/263
4,146,195	A	*	3/1979	Brooks	.....	406/190

**1 Claim, 3 Drawing Sheets**



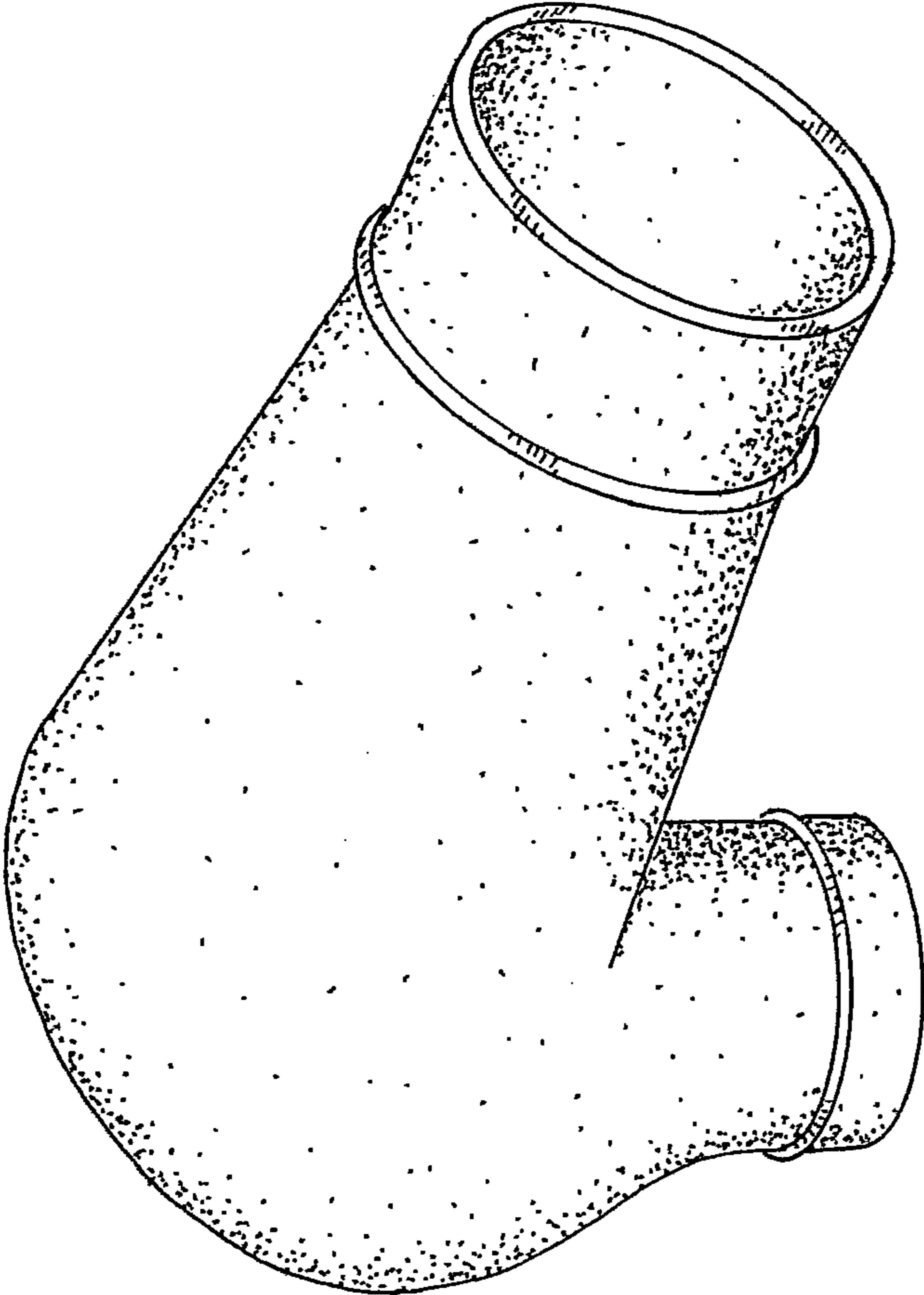


FIG. 1

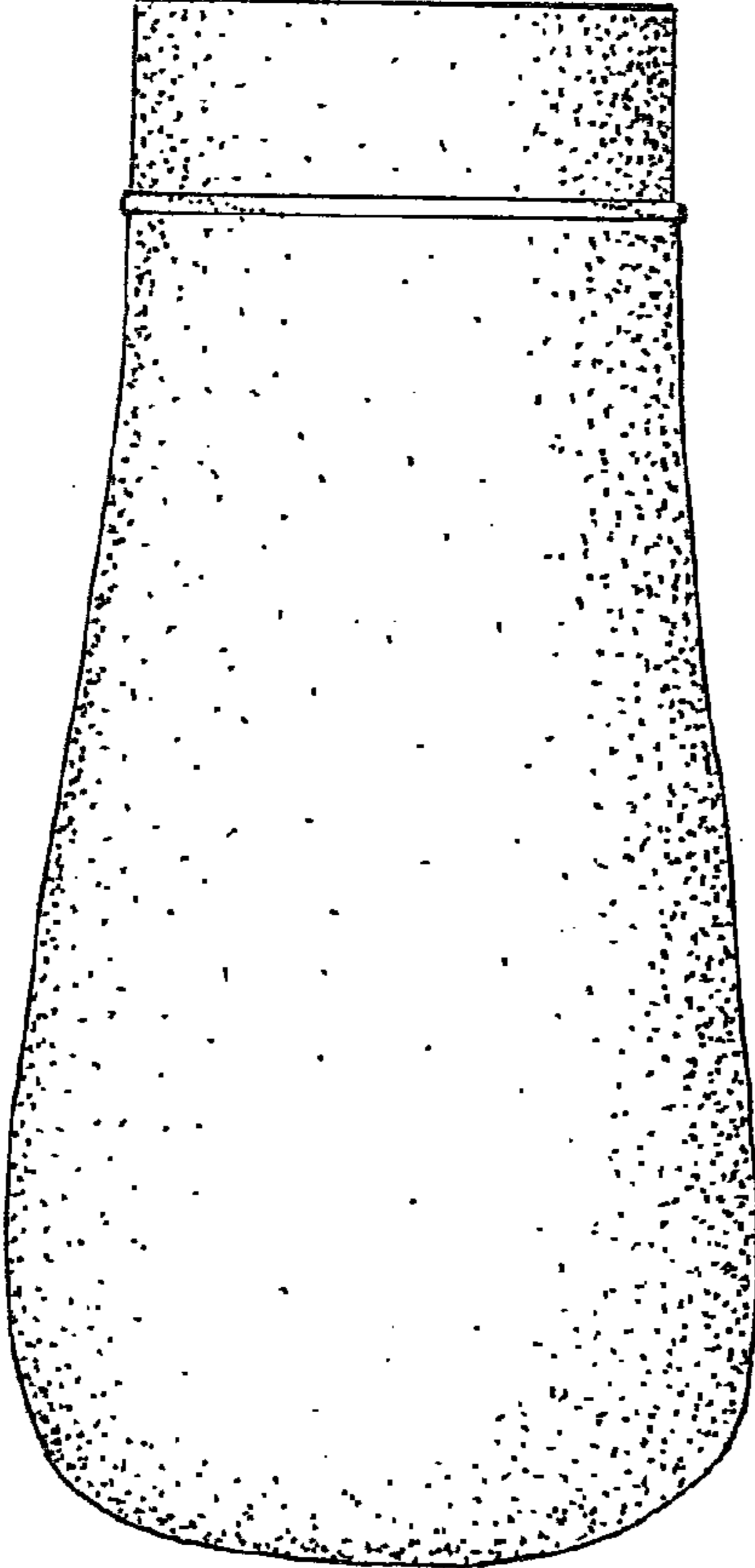


FIG. 2

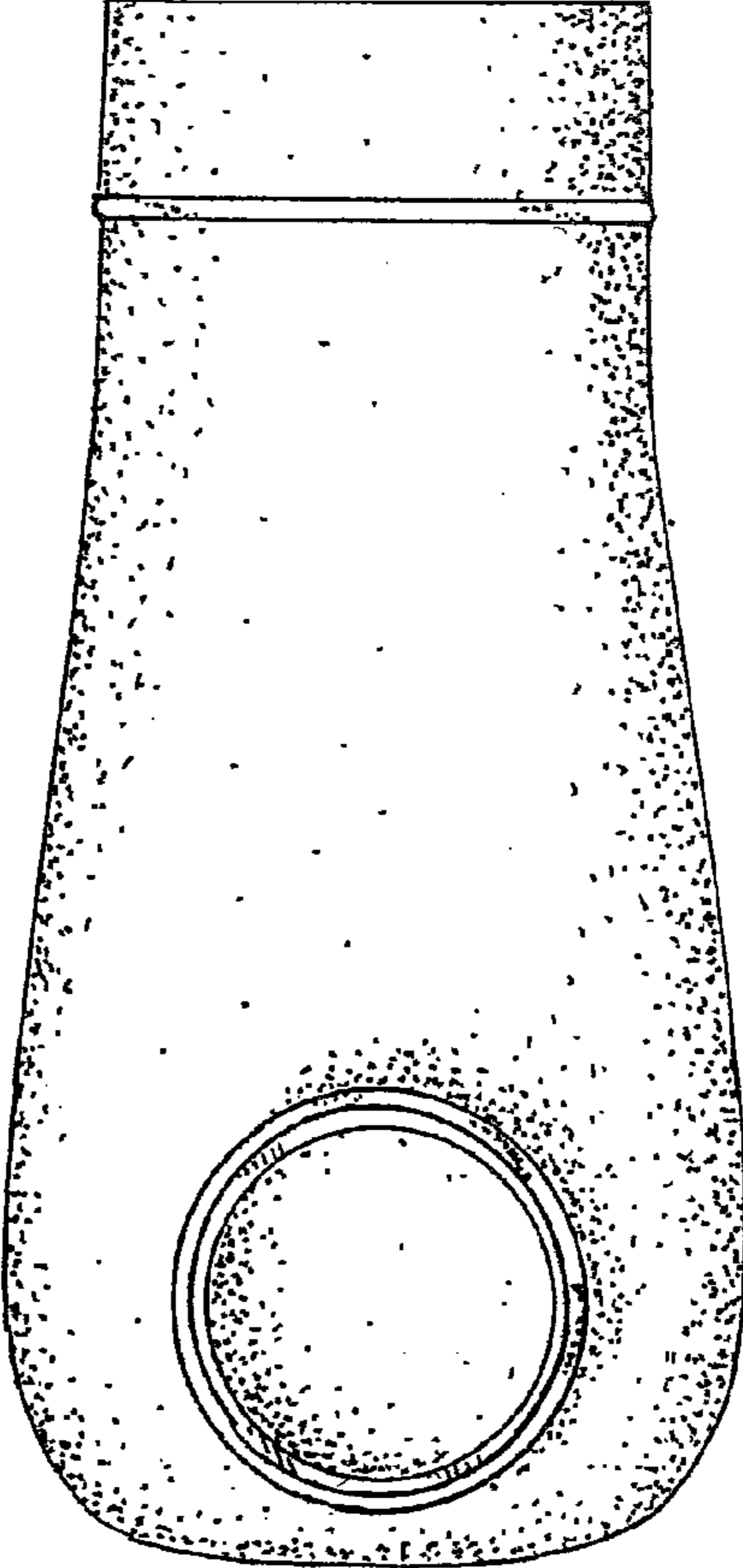


FIG. 3

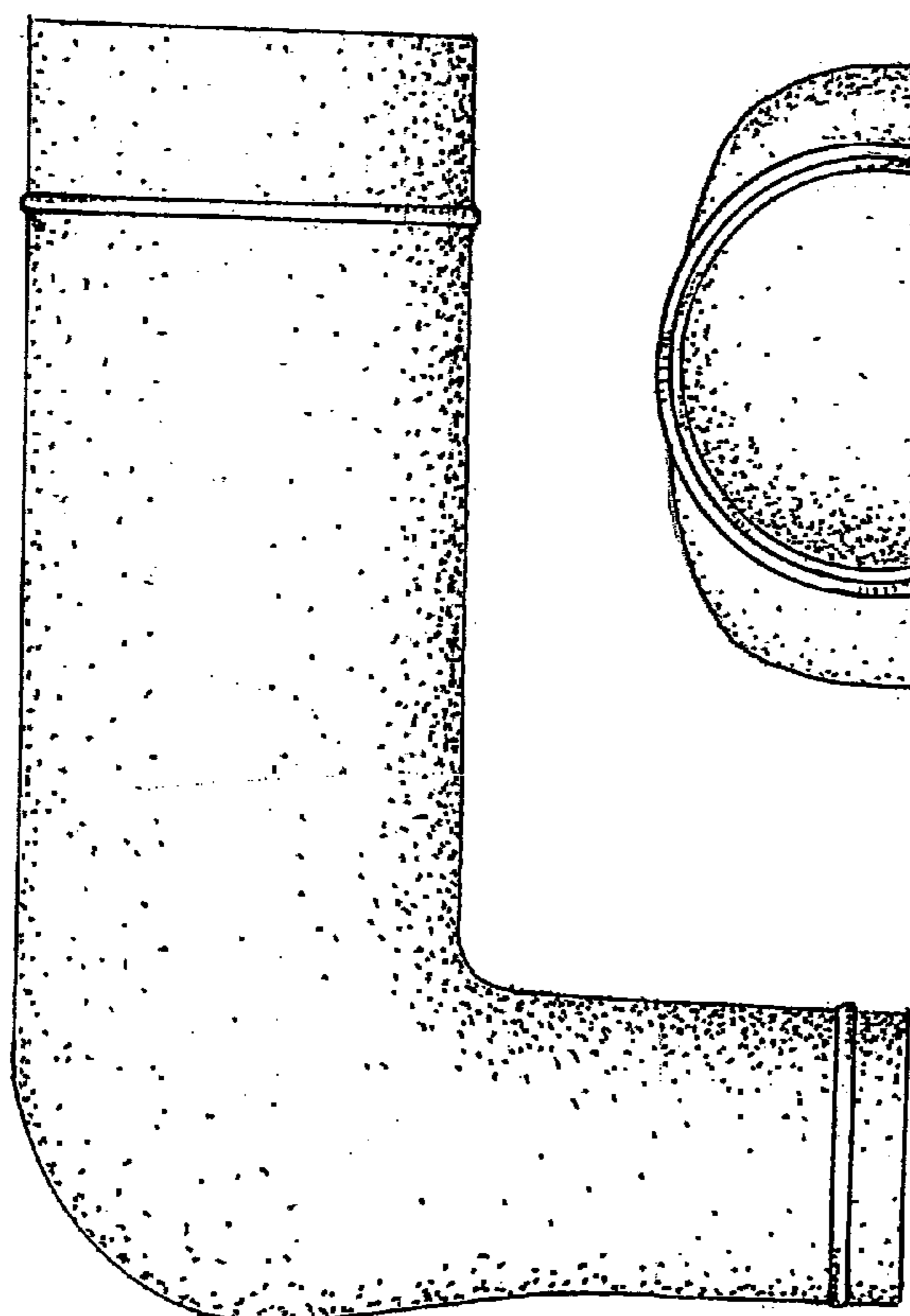


FIG. 4

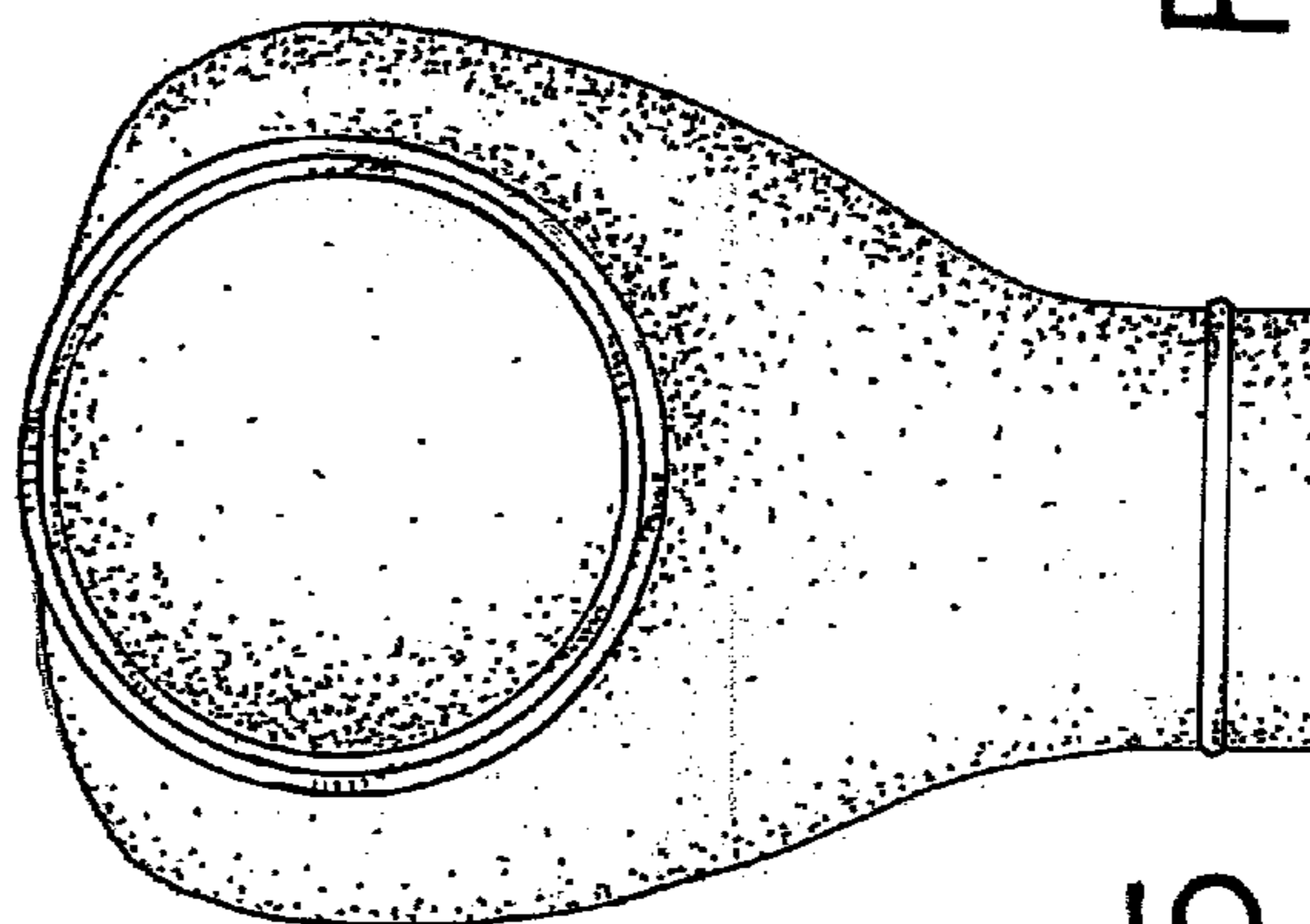


FIG. 5

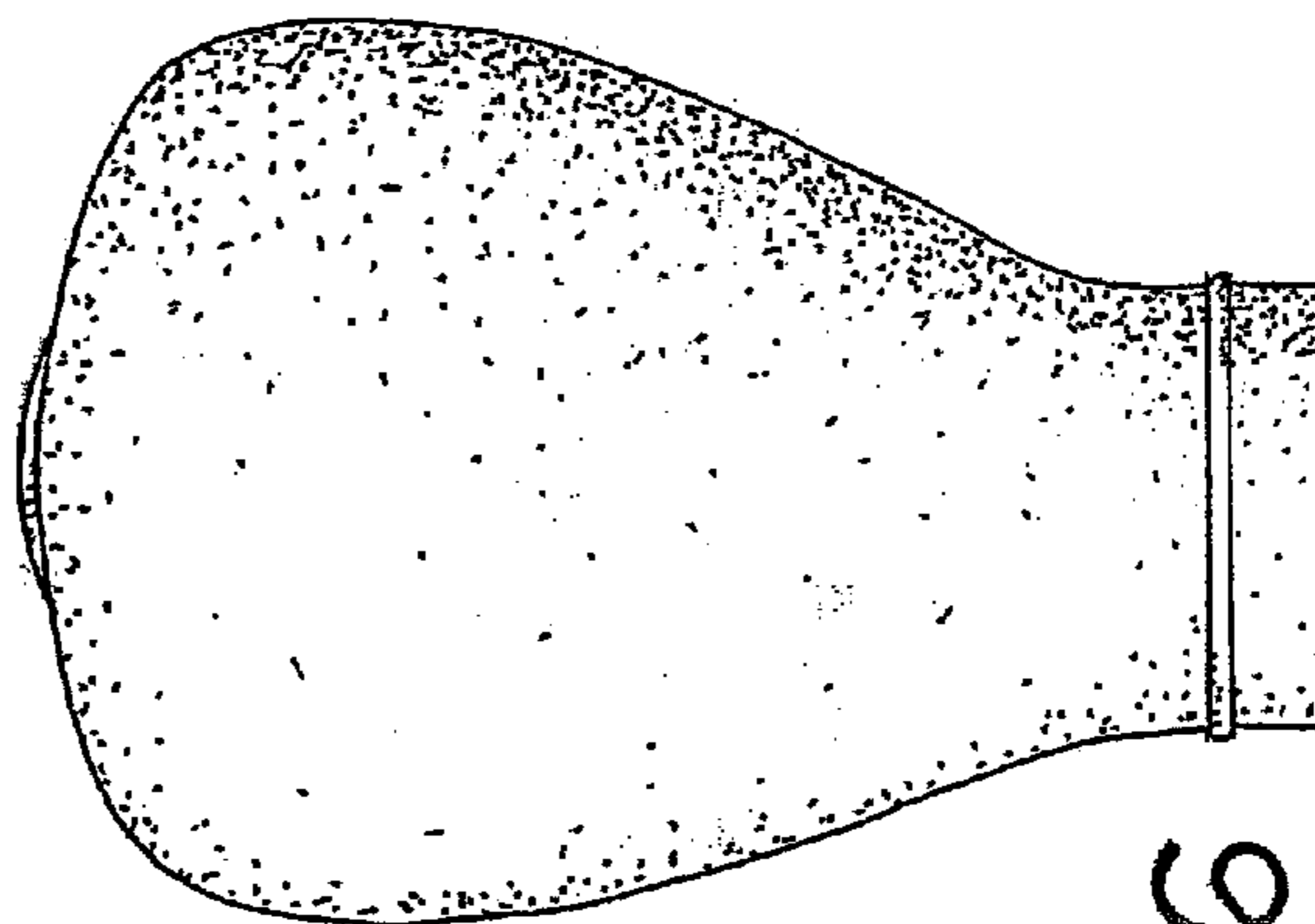


FIG. 6