



US00D734687S

(12) **United States Design Patent**
Figueroa

(10) **Patent No.:** **US D734,687 S**
(45) **Date of Patent:** **** Jul. 21, 2015**

(54) **CLASP FOR JEWELRY**

D529,370 S * 10/2006 Parsons D8/347
D639,200 S * 6/2011 Ewing D11/79
8,935,940 B1 * 1/2015 Lough 63/1.12

(71) Applicant: **Ivonne Michelle Figueroa**, Forest Hills,
NY (US)

* cited by examiner

(72) Inventor: **Ivonne Michelle Figueroa**, Forest Hills,
NY (US)

Primary Examiner — Zenia Bennett

(74) *Attorney, Agent, or Firm* — Howard Eichenblatt, Esq.

(**) Term: **14 Years**

(21) Appl. No.: **29/500,673**

(57) **CLAIM**

The ornamental design for a clasp for jewelry, as shown and described.

(22) Filed: **Aug. 27, 2014**

(51) **LOC (10) Cl.** **11-01**

(52) **U.S. Cl.**

USPC **D11/87**

(58) **Field of Classification Search**

USPC D11/1-2, 7, 40-44, 46-49, 53, 56, 57,
D11/59-61, 63, 65, 79-83, 86-87, 89-90,
D11/91-92, 99, 101, 106, 114-116,
D11/200-201; 63/18-20

CPC A44C 5/02-5/246

See application file for complete search history.

DESCRIPTION

FIG. 1 is a top elevational view of a clasp for jewelry, the opposite side being a mirror image; FIG. 2 is side elevational view of the clasp of FIG. 1, the opposite side being a mirror image; FIG. 3 is an alternative side elevational view of the clasp of FIG. 1, the opposite side being a mirror image; FIG. 4 is a perspective view of the clasp of FIG. 1; and, FIG. 5 is an alternative perspective view of the clasp of FIG. 1.

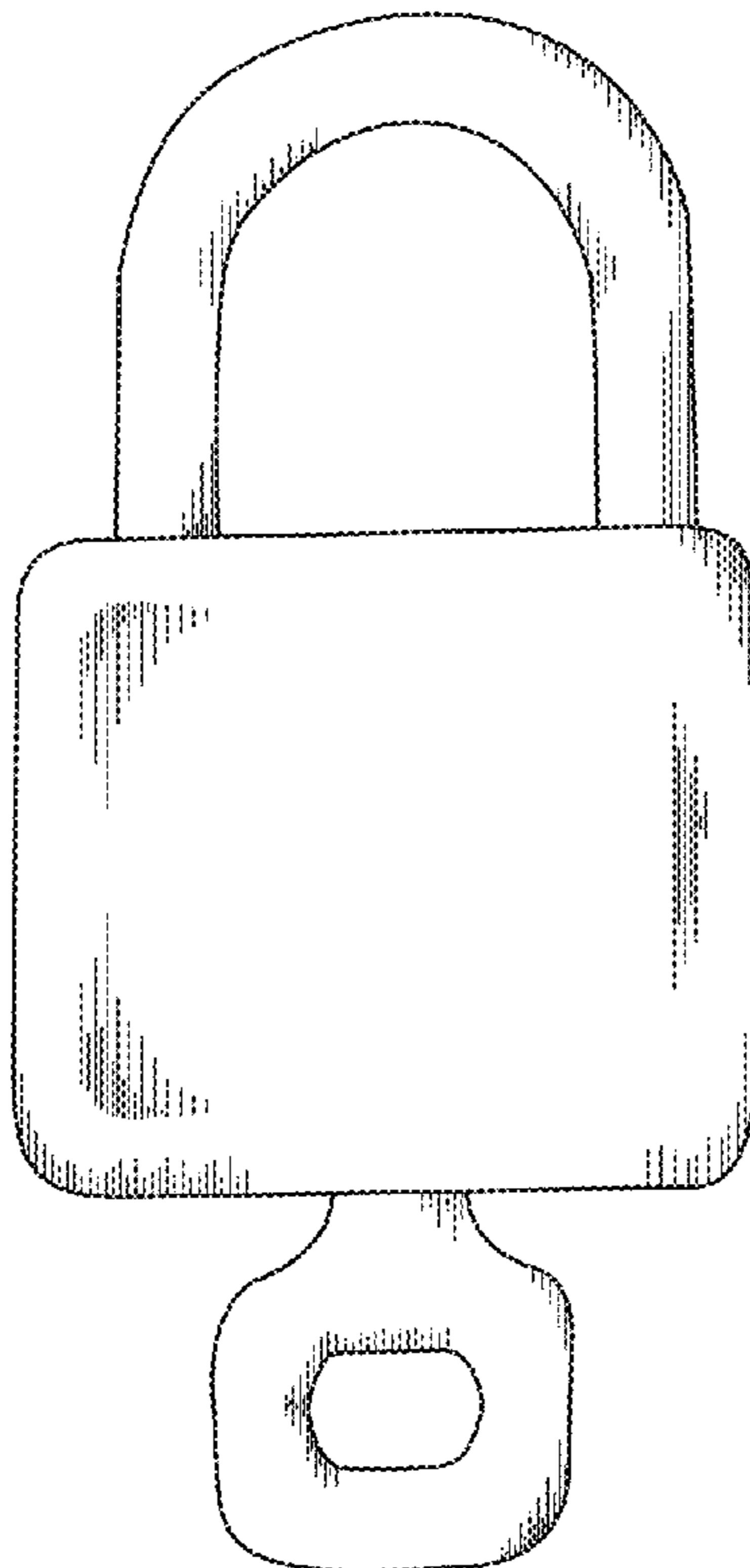
The broken lines of FIG. 5 indicate an inner side of one part of the clasp and an outer part of a second part of the clasp only and forms no part of the claimed design.

(56) **References Cited**

U.S. PATENT DOCUMENTS

4,185,478 A * 1/1980 Stintzi 70/38 A
5,134,862 A * 8/1992 Giehl 63/23

1 Claim, 5 Drawing Sheets



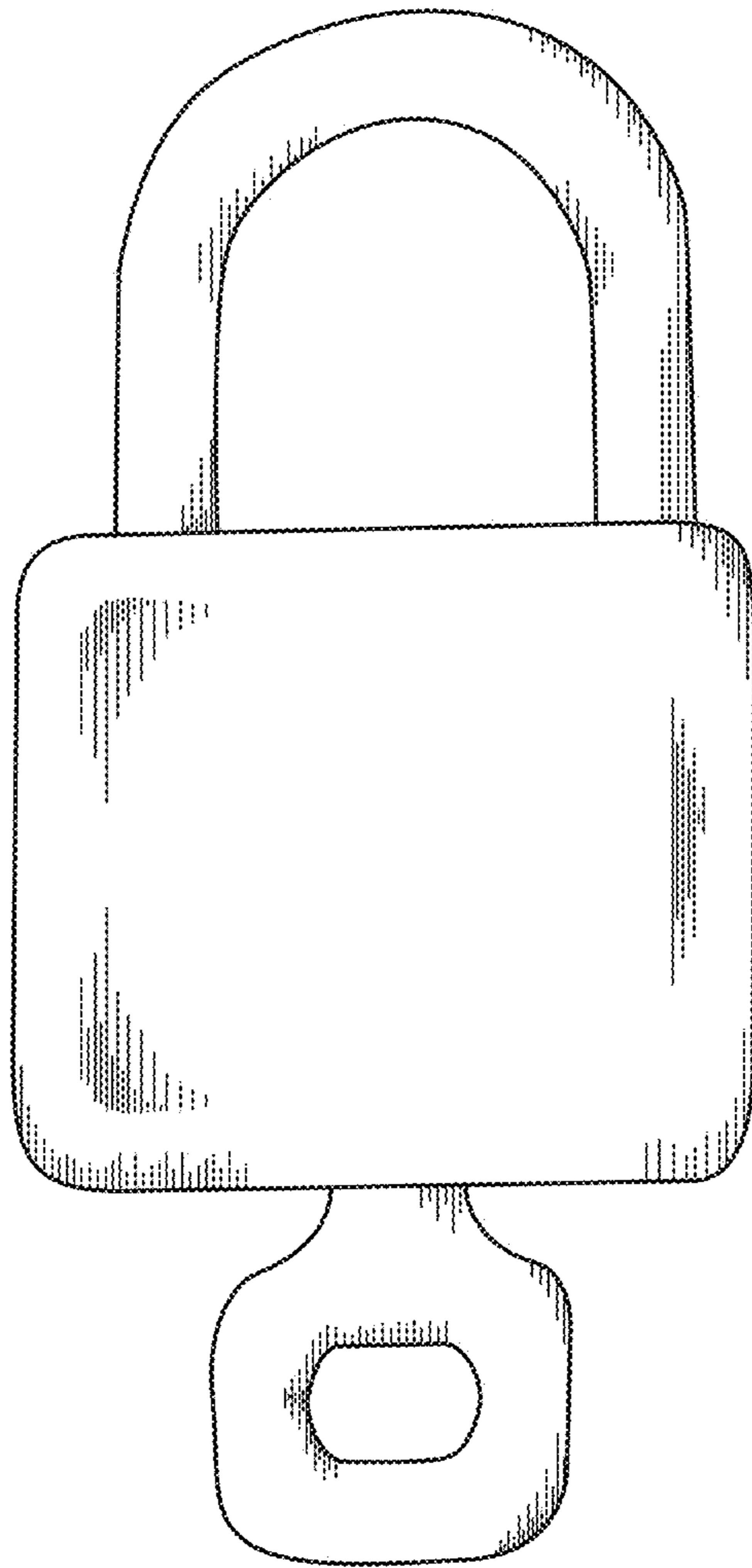


FIG. 1

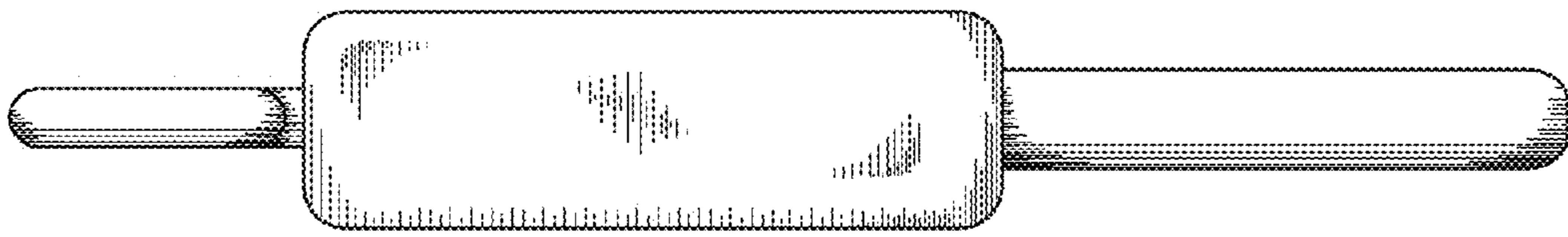


FIG. 2

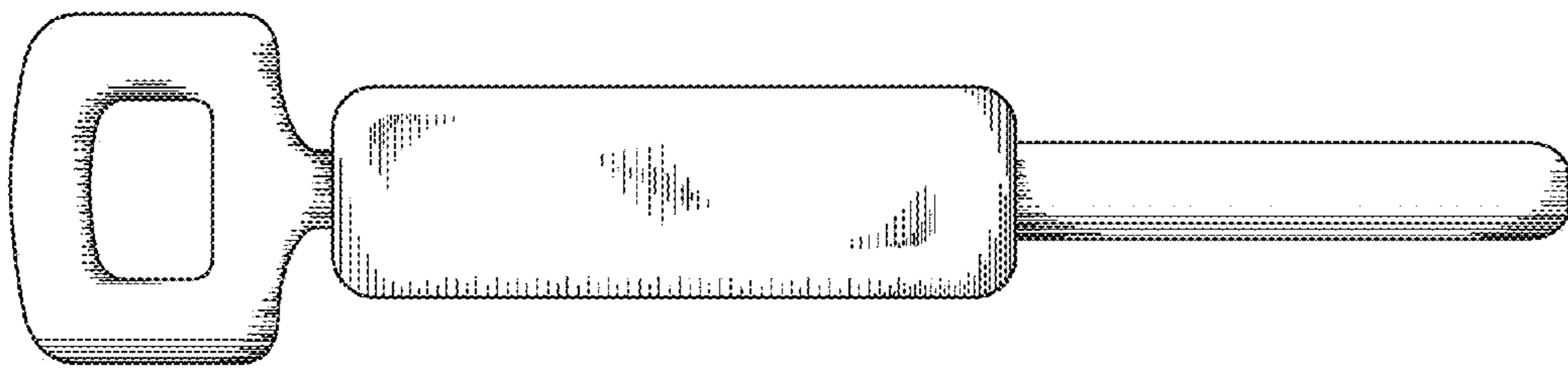


FIG. 3

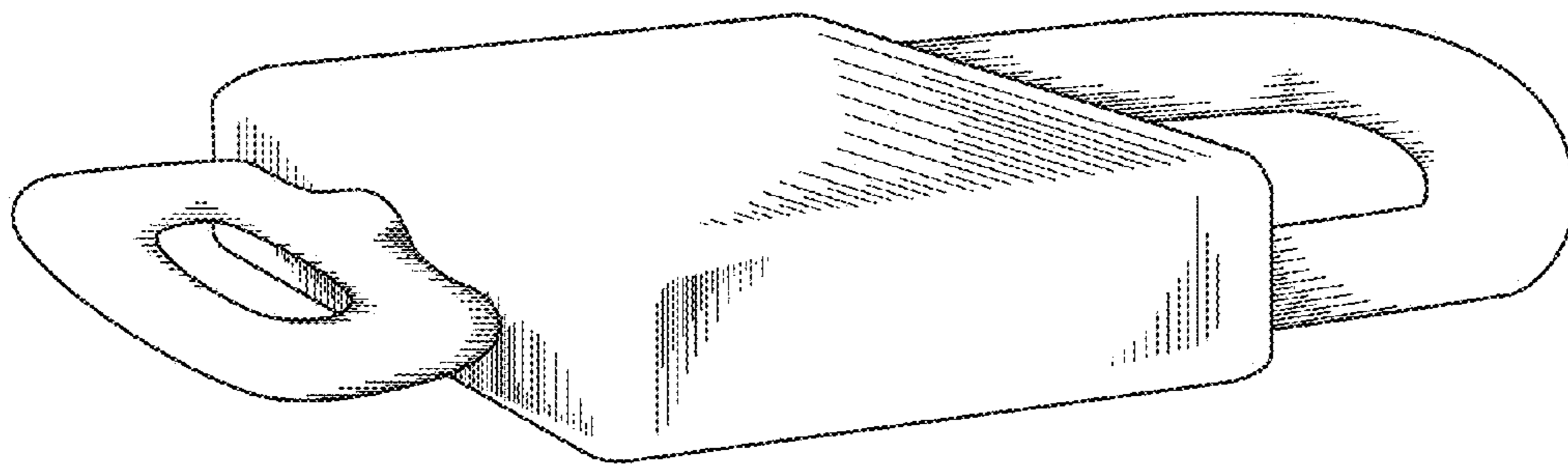


FIG. 4

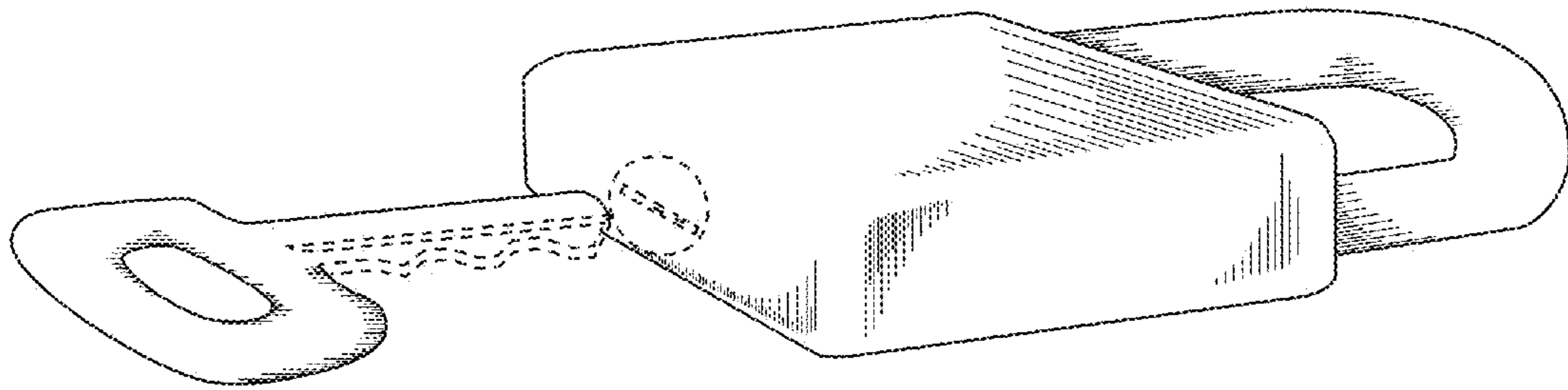


FIG. 5