



US00D734676S

(12) **United States Design Patent**
Kojime

(10) **Patent No.:** **US D734,676 S**

(45) **Date of Patent:** **** Jul. 21, 2015**

(54) **PACKAGING BAG**

(71) Applicant: **TOPPAN PRINTING CO., LTD.**,
Tokyo (JP)

(72) Inventor: **Isao Kojime**, Tokyo (JP)

(73) Assignee: **TOPPAN PRINTING CO., LTD.**,
Tokyo (JP)

(**) Term: **14 Years**

(21) Appl. No.: **29/455,728**

(22) Filed: **May 23, 2013**

(30) **Foreign Application Priority Data**

Nov. 26, 2012 (JP) 2012-028800

(51) **LOC (10) Cl.** **09-08**

(52) **U.S. Cl.**
USPC **D9/709**

(58) **Field of Classification Search**

USPC D9/702-714, 720-722, 414, 434-435,
D9/696, 716, 771, 447, 516-517, 738-747,
D9/544; D24/118, 207; 383/6, 9, 22, 96,
383/61.1, 80-81, 104, 901, 63, 203, 107,
383/119-120, 123; 220/675; 215/381-385,
215/400; 206/484; D3/202; 428/34.3

See application file for complete search history.

(56) **References Cited**

U.S. PATENT DOCUMENTS

D465,726 S * 11/2002 Tet D9/708
D620,810 S * 8/2010 Ehmer et al. D9/709
D639,185 S * 6/2011 Hung D9/709
D645,762 S * 9/2011 Hong et al. D9/710
D654,372 S * 2/2012 Hung D9/710

D669,795 S * 10/2012 Larkin et al. D9/707
D674,290 S * 1/2013 Berman D9/707
D676,763 S * 2/2013 Kenmotsu et al. D9/707
D687,718 S * 8/2013 Copeland et al. D9/708
D688,139 S * 8/2013 Larkin et al. D9/709

FOREIGN PATENT DOCUMENTS

JP 1247024 8/2005

* cited by examiner

Primary Examiner — Caron D Veynar

Assistant Examiner — Abraham Bahta

(57) **CLAIM**

The ornamental design for a packaging bag, as shown and described.

DESCRIPTION

FIG. 1 is a front view of the packaging bag, with a rear view of the packaging bag symmetrical to the front view of FIG. 1 and therefore not shown;

FIG. 2 is right side view of the packaging bag of FIG. 1;

FIG. 3 is a left side view of the packaging bag of FIG. 1;

FIG. 4 is a top view of the packaging bag of FIG. 1;

FIG. 5 is a bottom view of the packaging bag of FIG. 1;

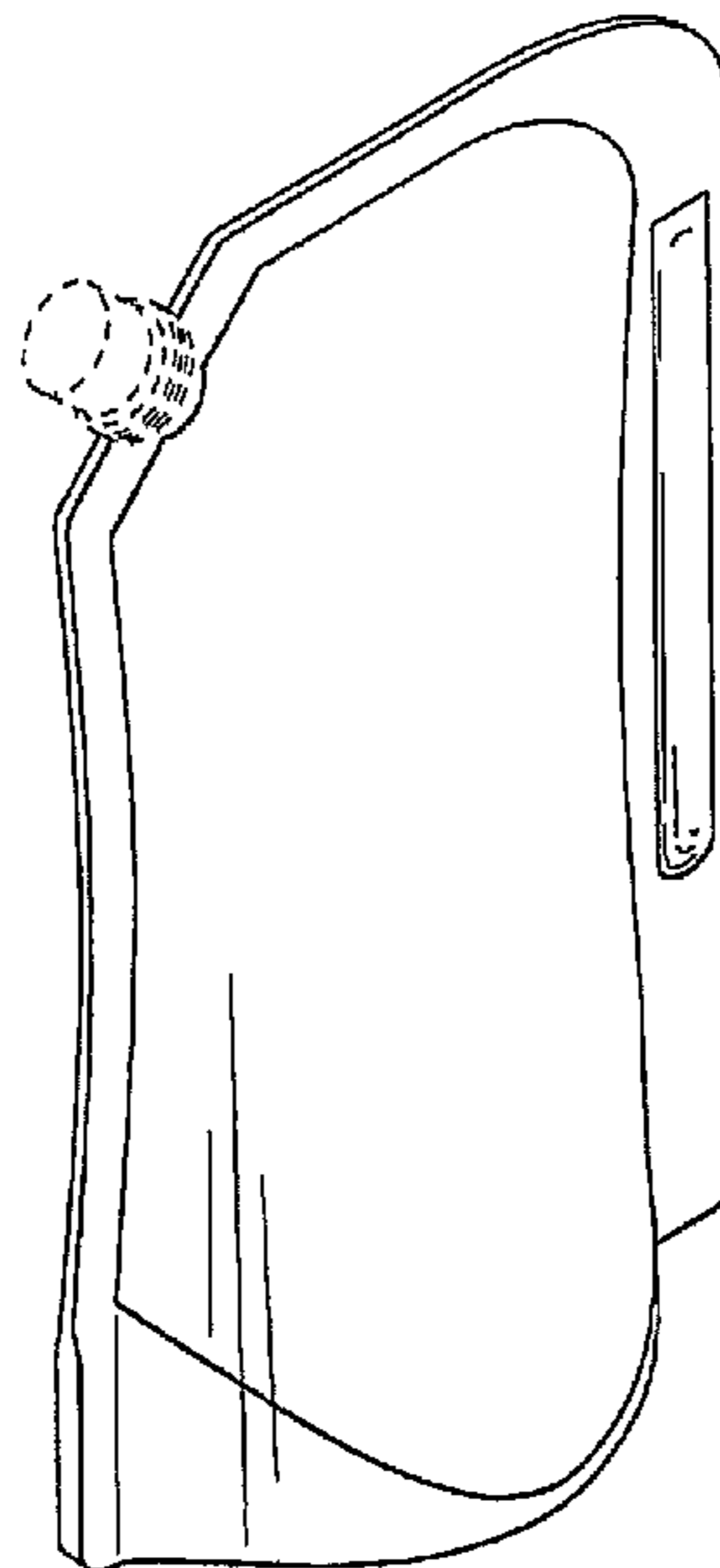
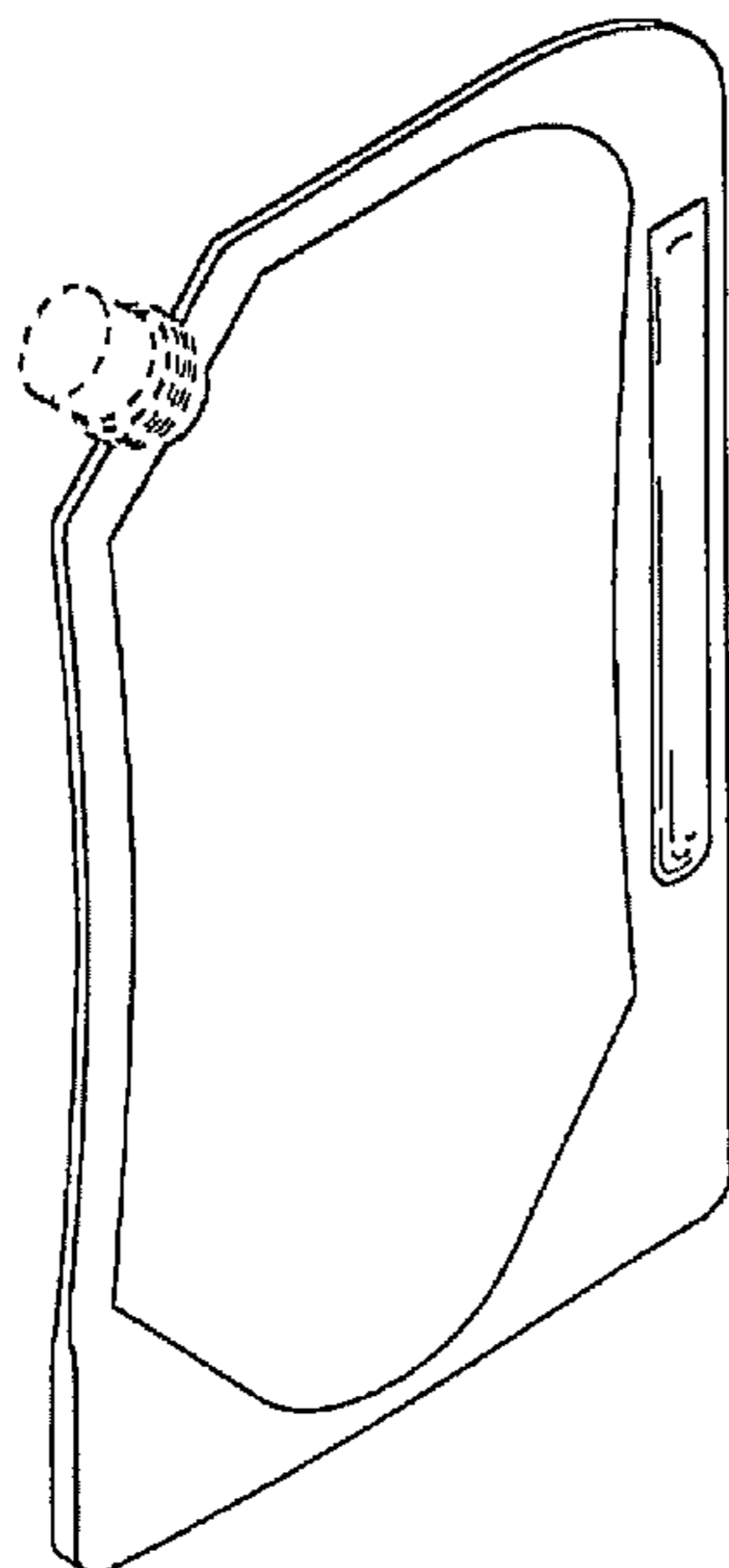
FIG. 6 is an enlarged end view, taken along line A-A in FIG. 1, of the packaging bag of FIG. 1;

FIG. 7 is a perspective view of the packaging bag of FIG. 1; and,

FIG. 8 is a referential perspective view showing the packaging bag of FIG. 1 in use.

Any broken lines showing in FIGS. 1-8 are for the purpose of illustrating the present invention and form no part of the claimed design.

1 Claim, 4 Drawing Sheets



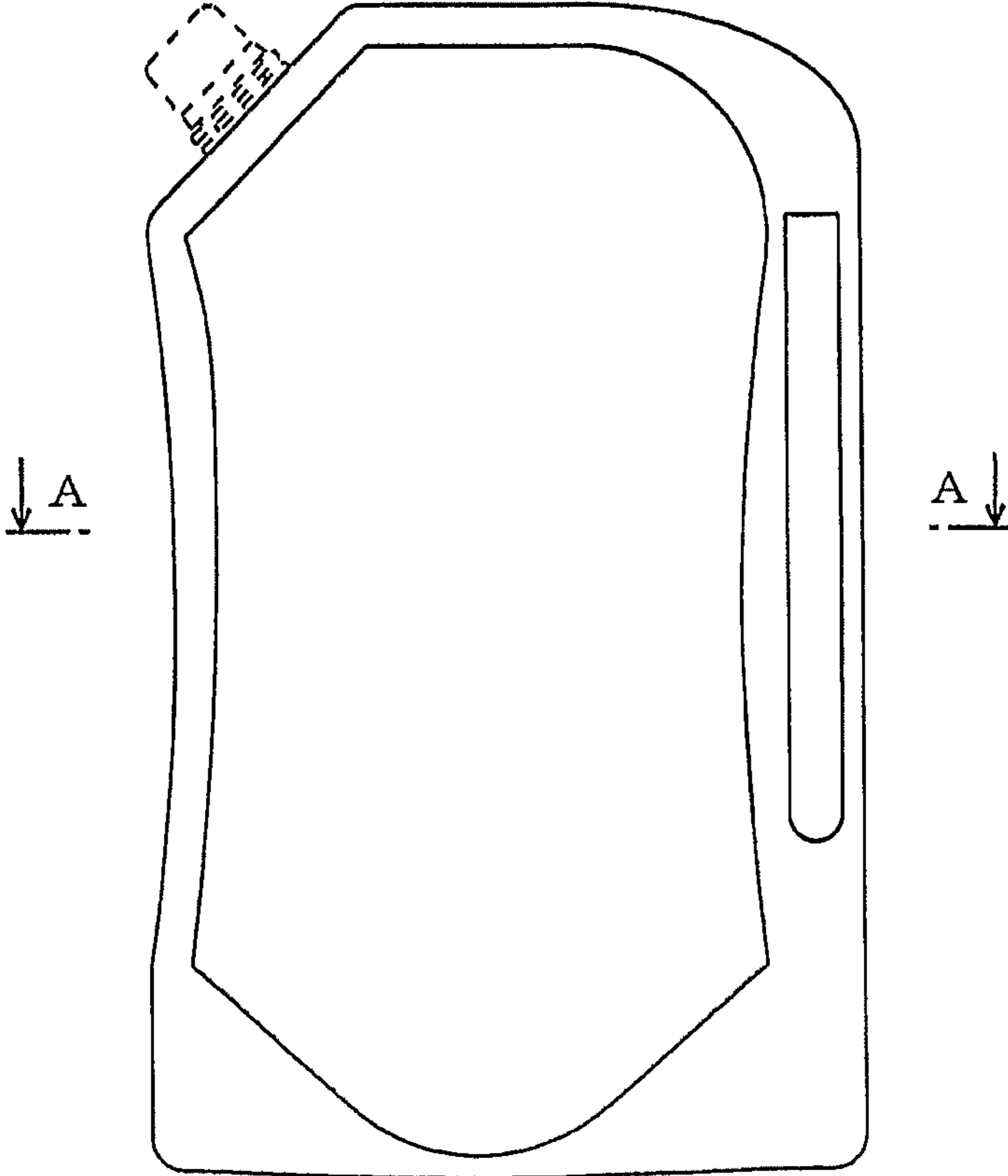


FIG. 1

FIG.2

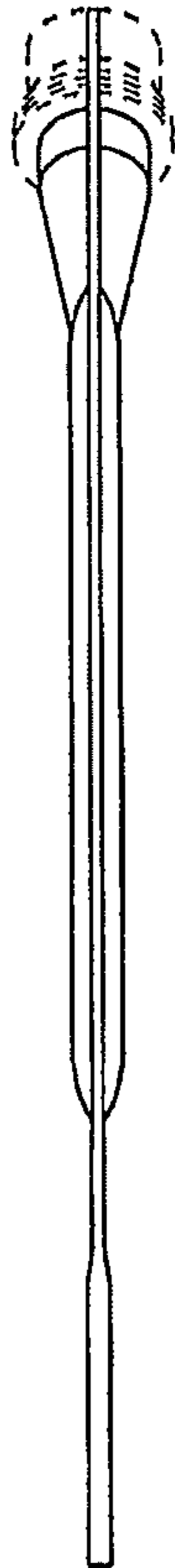


FIG.3

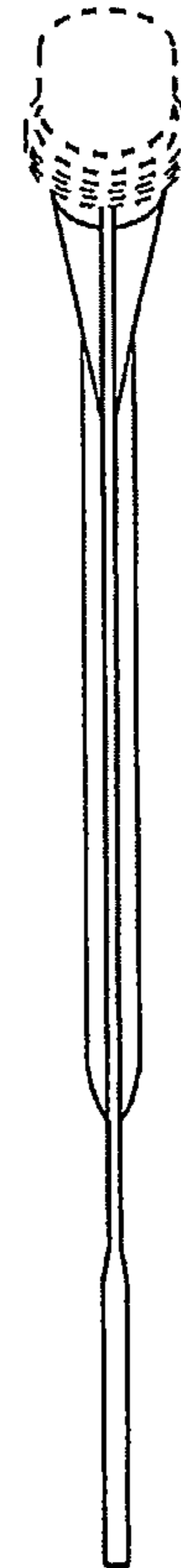


FIG.4

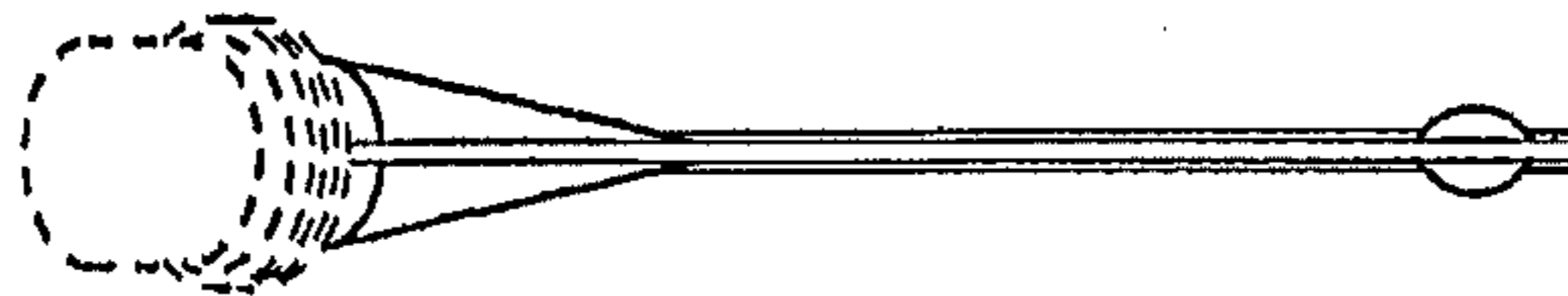


FIG.5

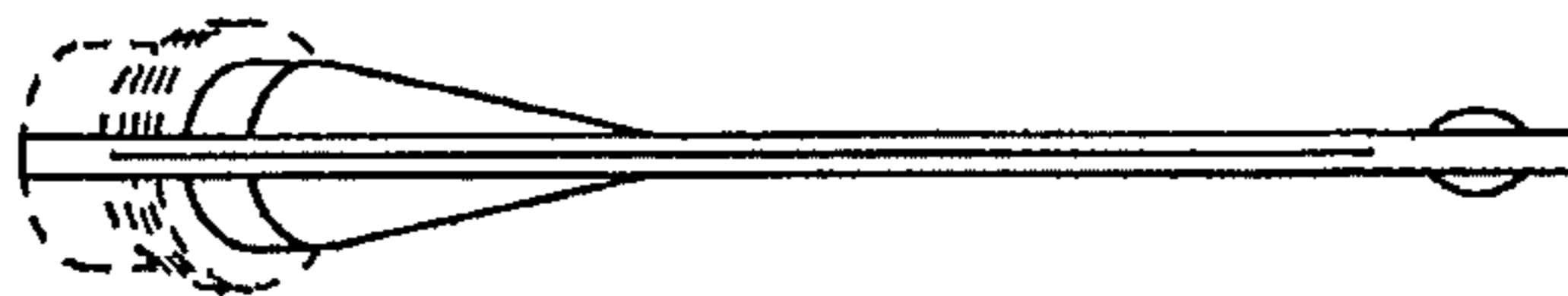
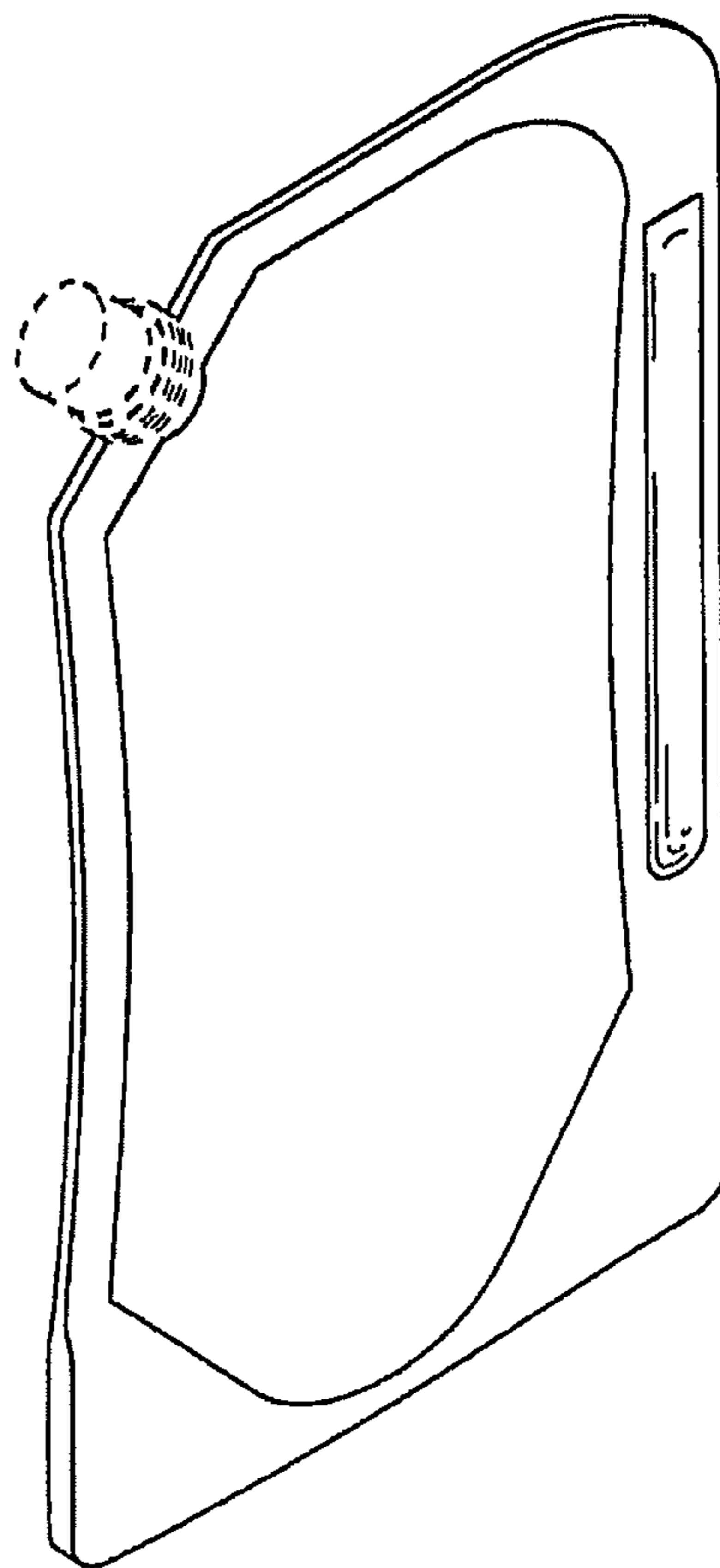


FIG.6



FIG.7



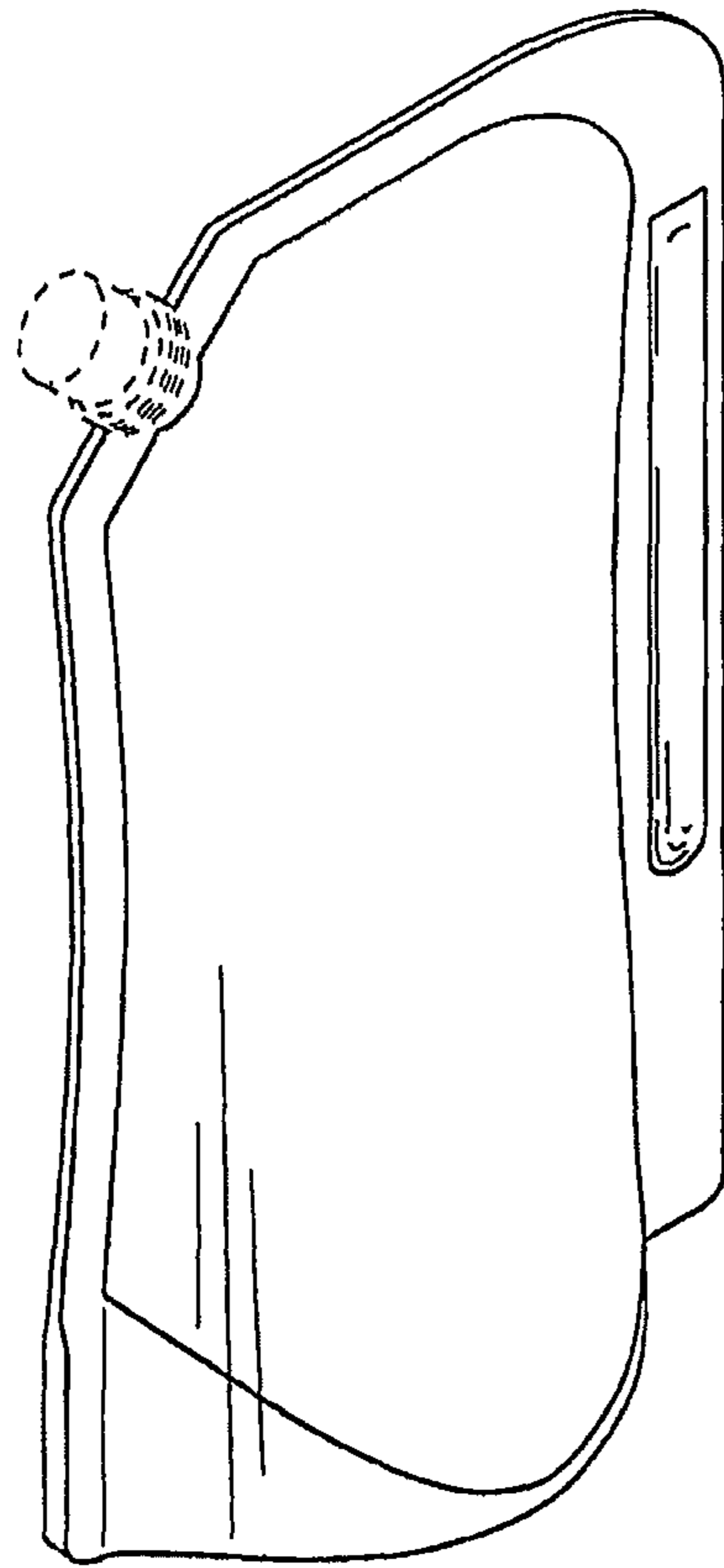


FIG.8