



US00D734673S

(12) **United States Design Patent**  
**Brin**

(10) **Patent No.:** **US D734,673 S**

(45) **Date of Patent:** **\*\* Jul. 21, 2015**

(54) **BOTTLE**

(71) Applicant: **Herve Brin**, Lorient (TF)

(72) Inventor: **Herve Brin**, Lorient (TF)

(\*\*) Term: **14 Years**

(21) Appl. No.: **29/475,390**

(22) Filed: **Dec. 3, 2013**

(51) **LOC (10) Cl.** ..... **09-01**

(52) **U.S. Cl.**  
USPC ..... **D9/559**

(58) **Field of Classification Search**  
USPC ..... D9/600–681, 559, 683, 685, 693, 516,  
D9/520, 541–543, 563–574, 545, 500,  
D9/503–505, 561, 519, 539, 544, 548–549,  
D9/551, 553–554, 575, 439, 682, 694,  
D9/535; 215/381–384; D7/598–599  
CPC ..... A45D 34/02; A45D 34/00; B65D 1/0223;  
B65D 1/40; B65D 2501/0081; B65D 83/384  
See application file for complete search history.

(56) **References Cited**

**U.S. PATENT DOCUMENTS**

D19,953 S \* 7/1890 Martin ..... D19/93  
D48,866 S \* 4/1916 Merrill ..... D9/561  
D60,563 S \* 3/1922 Morrison ..... D9/520

D94,364 S \* 1/1935 Schneider ..... D9/520  
D532,306 S \* 11/2006 MacLeod et al. .... D9/519  
D533,783 S \* 12/2006 Kliger et al. .... D9/519  
D554,507 S \* 11/2007 Laupie ..... D9/519  
D567,661 S \* 4/2008 Behar et al. .... D9/529  
D568,168 S \* 5/2008 Boukobza ..... D9/561  
D586,226 S \* 2/2009 Lloyd ..... D9/556  
D619,006 S \* 7/2010 Veysiere ..... D9/519  
D644,117 S \* 8/2011 Baumer ..... D9/630  
D675,530 S \* 2/2013 Meisenheimer et al. .... D9/522  
D723,378 S \* 3/2015 Kan et al. .... D9/562

\* cited by examiner

*Primary Examiner* — Cynthia Ramirez

*Assistant Examiner* — Gino Colan

(74) *Attorney, Agent, or Firm* — B. Craig Killough;  
Barnwell Whaley Patterson Helms

(57) **CLAIM**

The ornamental design for a bottle, as shown and described.

**DESCRIPTION**

FIG. 1 is a perspective view of a side and a top of a bottle showing my new design;

FIG. 2 is front elevation of the bottle shown in FIG. 1;

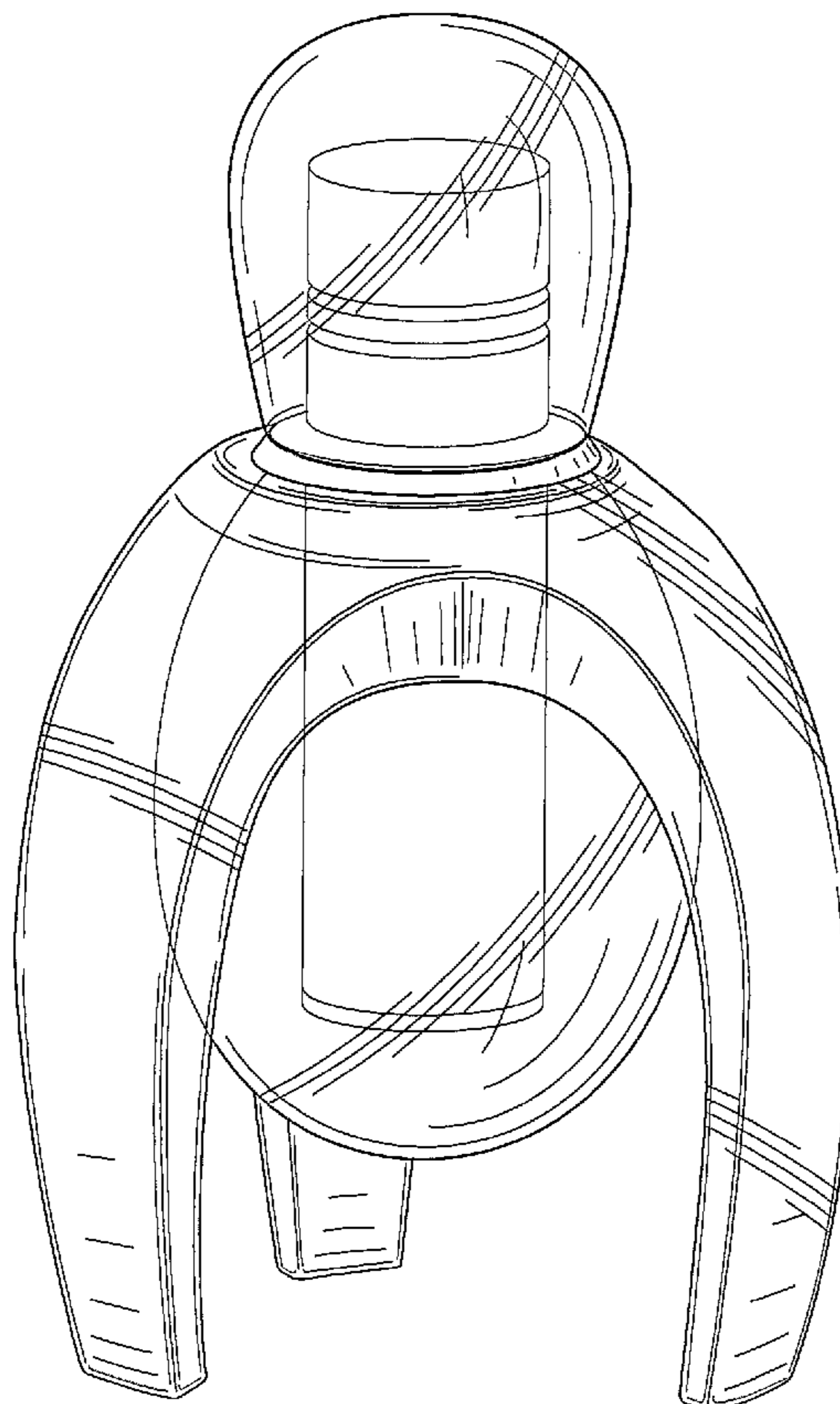
FIG. 3 is rear elevation of the bottle shown in FIG. 1;

FIG. 4 is a side elevation of the bottle shown in FIG. 1;

FIG. 5 is top plan view of the bottle of FIG. 1; and,

FIG. 6 is bottom plan view of the bottle of FIG. 1.

**1 Claim, 5 Drawing Sheets**



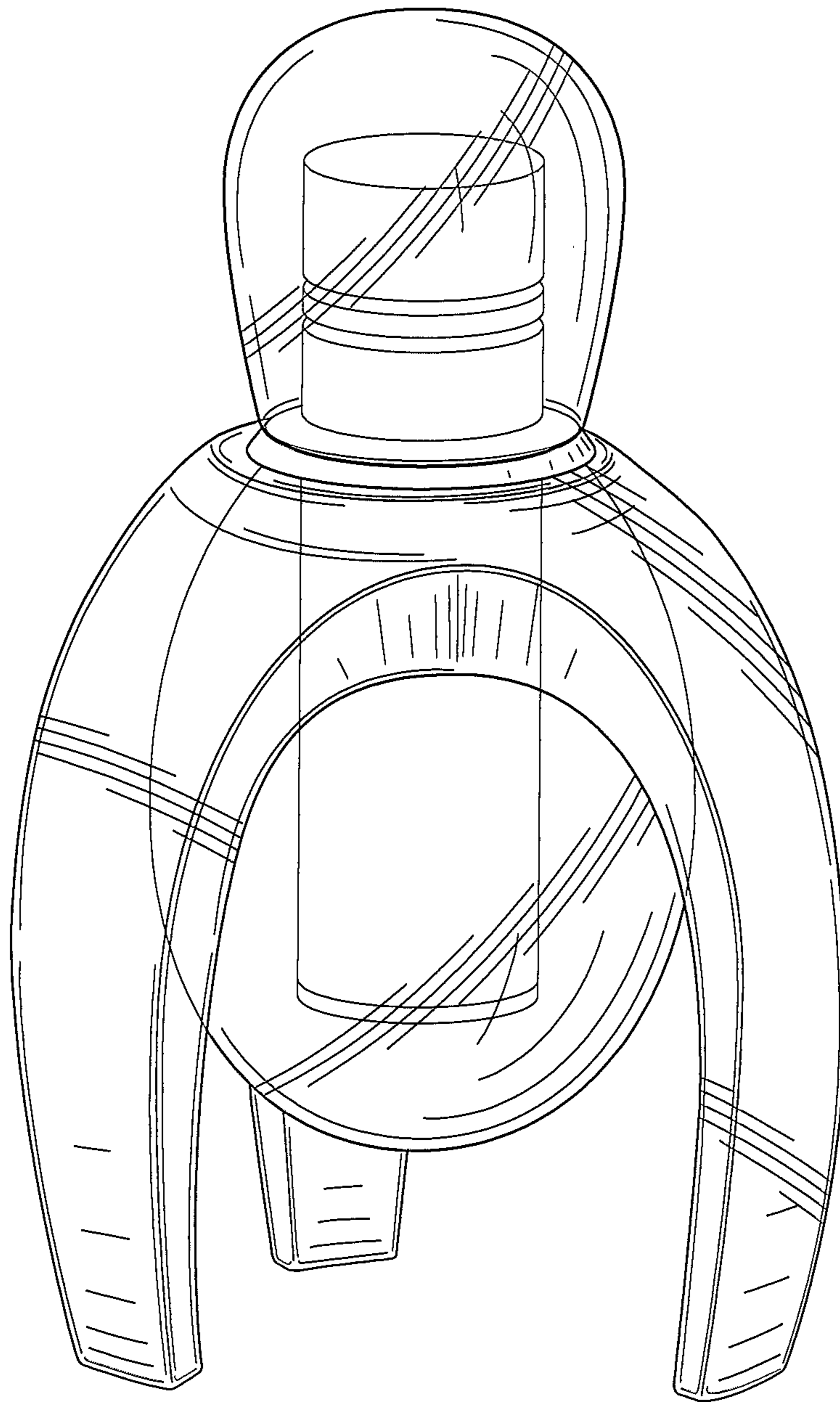
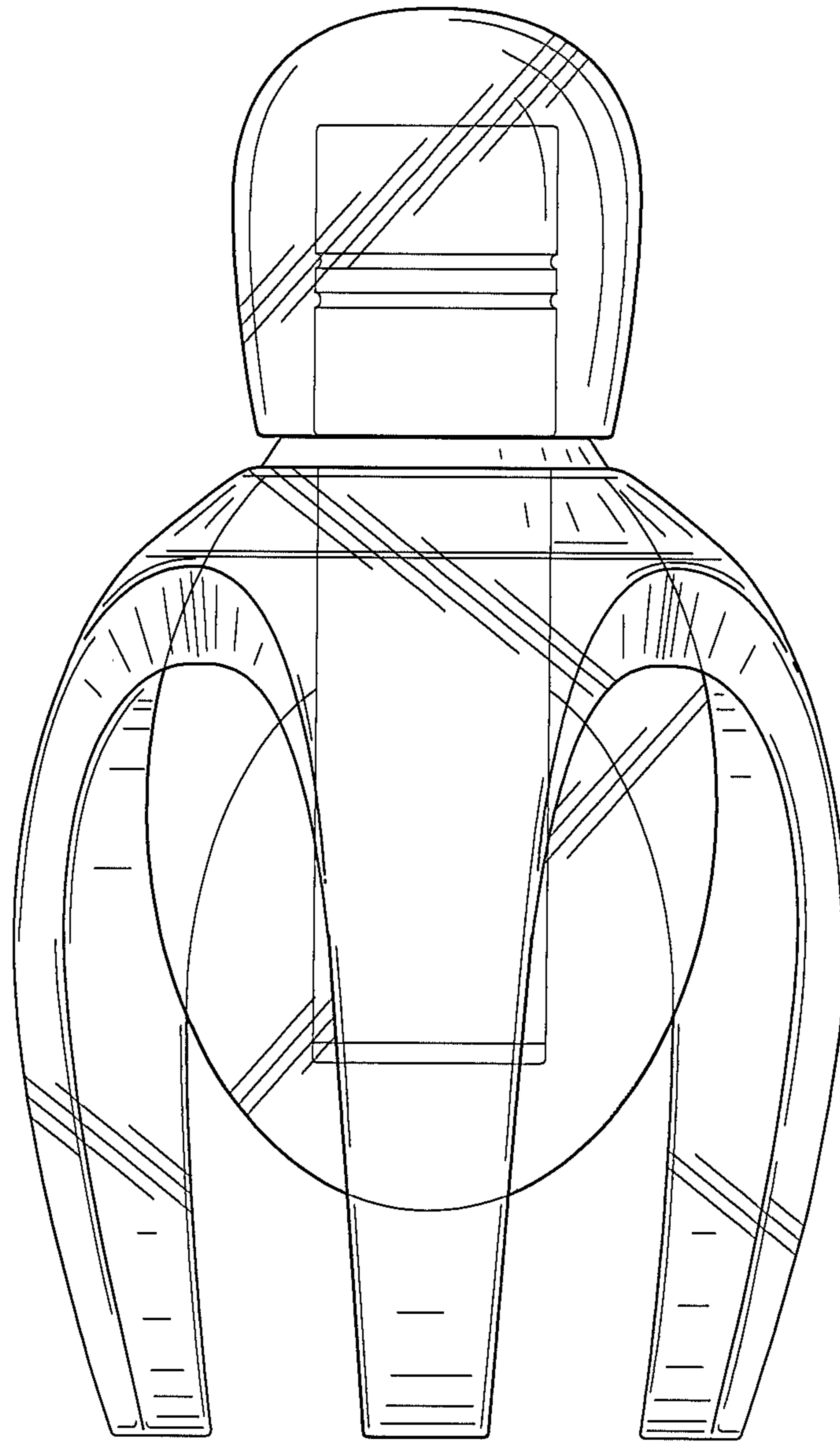
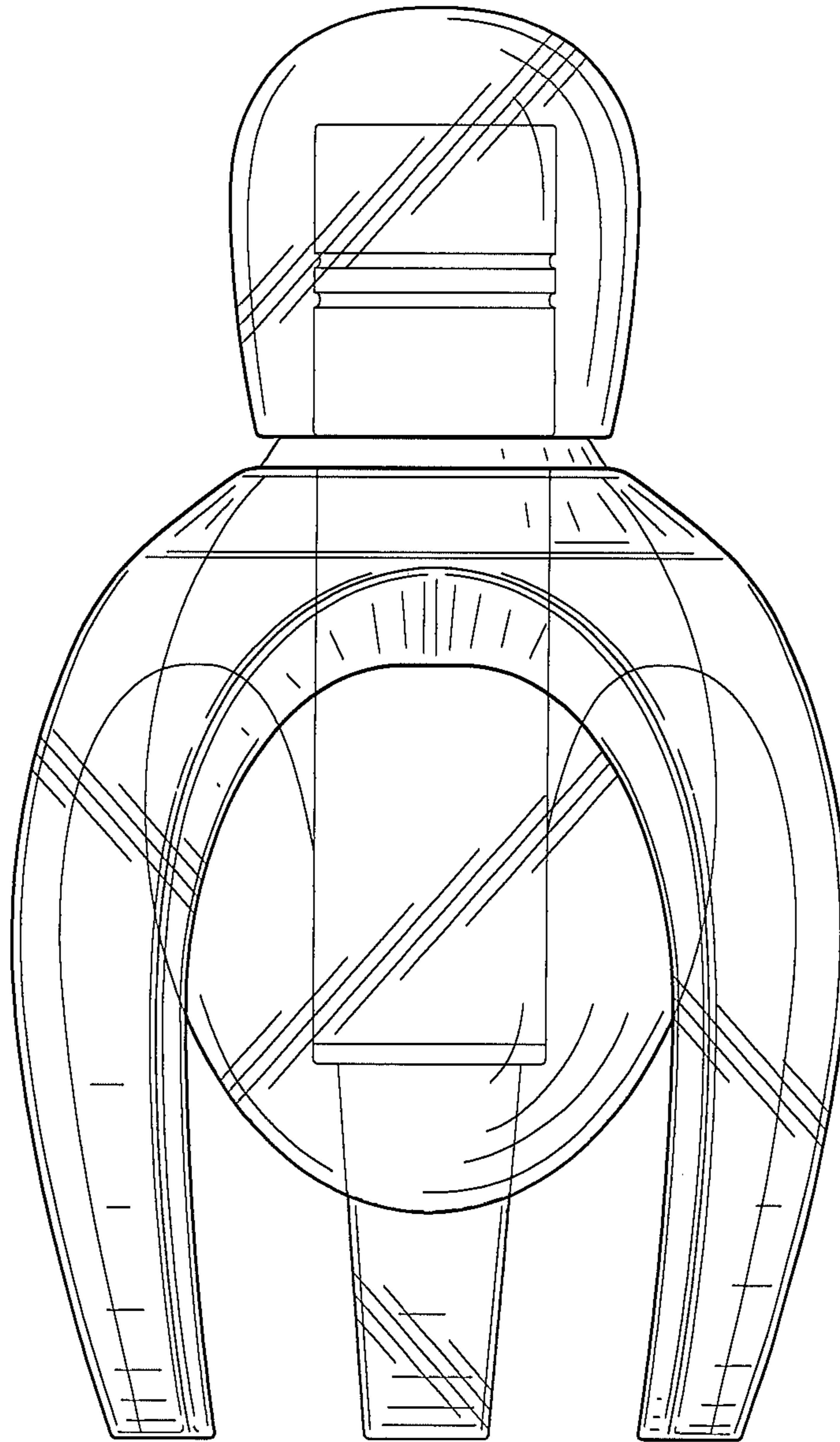


FIG. 1



**FIG. 2**



**FIG. 3**



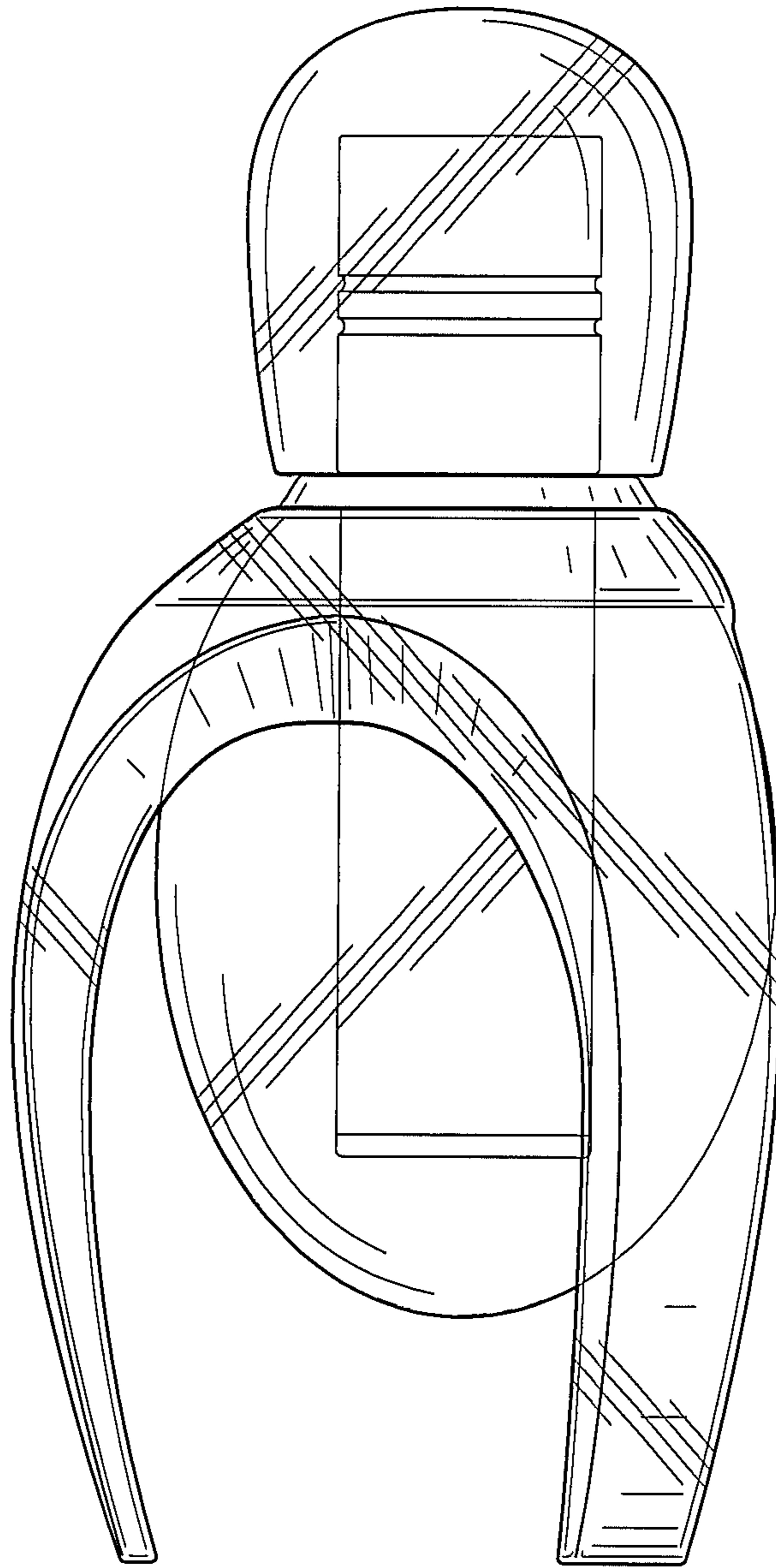


FIG. 4

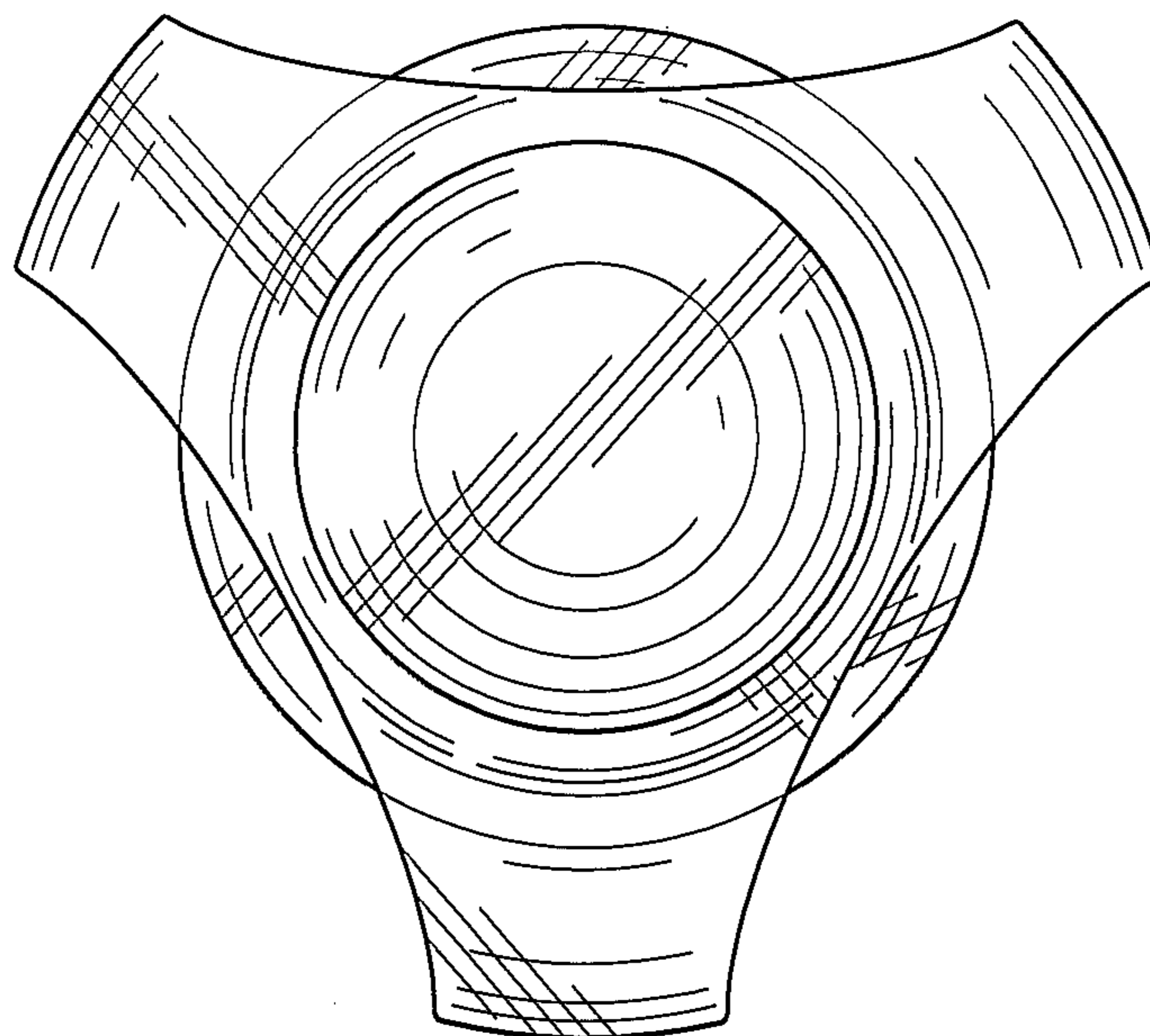


FIG. 5




FIG. 6