



US00D734668S

(12) **United States Design Patent**
Epstein

(10) **Patent No.:** **US D734,668 S**
(45) **Date of Patent:** **** Jul. 21, 2015**

(54) **FITMENT ADAPTOR**
(71) Applicant: **Steven Epstein**, Tenafly, NJ (US)
(72) Inventor: **Steven Epstein**, Tenafly, NJ (US)
(**) Term: **14 Years**
(21) Appl. No.: **29/482,262**
(22) Filed: **Feb. 17, 2014**
(51) **LOC (10) Cl.** **09-07**
(52) **U.S. Cl.**
USPC **D9/440**
(58) **Field of Classification Search**
USPC D9/434, 435, 440, 445, 447, 449, 454,
D9/499, 695, 702, 703, 705, 707, 708, 711,
D9/712; 215/228, 355, 380, 381; 220/669,
220/DIG. 7; 222/105, 186, 536
CPC B65D 77/065
See application file for complete search history.

6,666,852	B2 *	12/2003	Niedospial, Jr.	604/415
6,880,730	B2	4/2005	Fulwood		
D674,277	S *	1/2013	Hanson et al.	D9/446
D694,110	S *	11/2013	Tanner	D9/453
8,695,819	B1 *	4/2014	Anderson	215/6
8,727,150	B2 *	5/2014	Lemke et al.	215/228
2004/0195197	A1 *	10/2004	Miceli et al.	215/219
2005/0269280	A1 *	12/2005	Konefal et al.	215/228
2006/0191936	A1 *	8/2006	De Laforcade	220/278
2007/0251955	A1	11/2007	Green		
2009/0188885	A1	7/2009	Nichols		
2009/0230075	A1 *	9/2009	Springer	215/228
2010/0213158	A1 *	8/2010	Kim	215/228
2011/0036803	A1 *	2/2011	Mejia et al.	215/228
2012/0024903	A1	2/2012	Leith, Sr. et al.		

* cited by examiner

Primary Examiner — Robert M Spear
(74) *Attorney, Agent, or Firm* — Winthrop & Weinstine, P.A.

(57) **CLAIM**
The ornamental design for a fitment adaptor, as shown.

DESCRIPTION

FIG. 1 is a perspective view of a fitment adaptor;
FIG. 2 is a bottom view of the fitment adaptor of FIG. 1;
FIG. 3 is a left/right side view of the fitment adaptor FIG. 1;
FIG. 4 is a front/back view of the fitment adaptor of FIG. 1;
and,
FIG. 5 is a top view of the fitment adaptor of FIG. 1.

1 Claim, 1 Drawing Sheet

(56) **References Cited**
U.S. PATENT DOCUMENTS
3,303,953 A * 2/1967 Frank 215/228
4,356,848 A 11/1982 Spies
5,232,125 A 8/1993 Adams
6,418,987 B1 7/2002 Colasacco

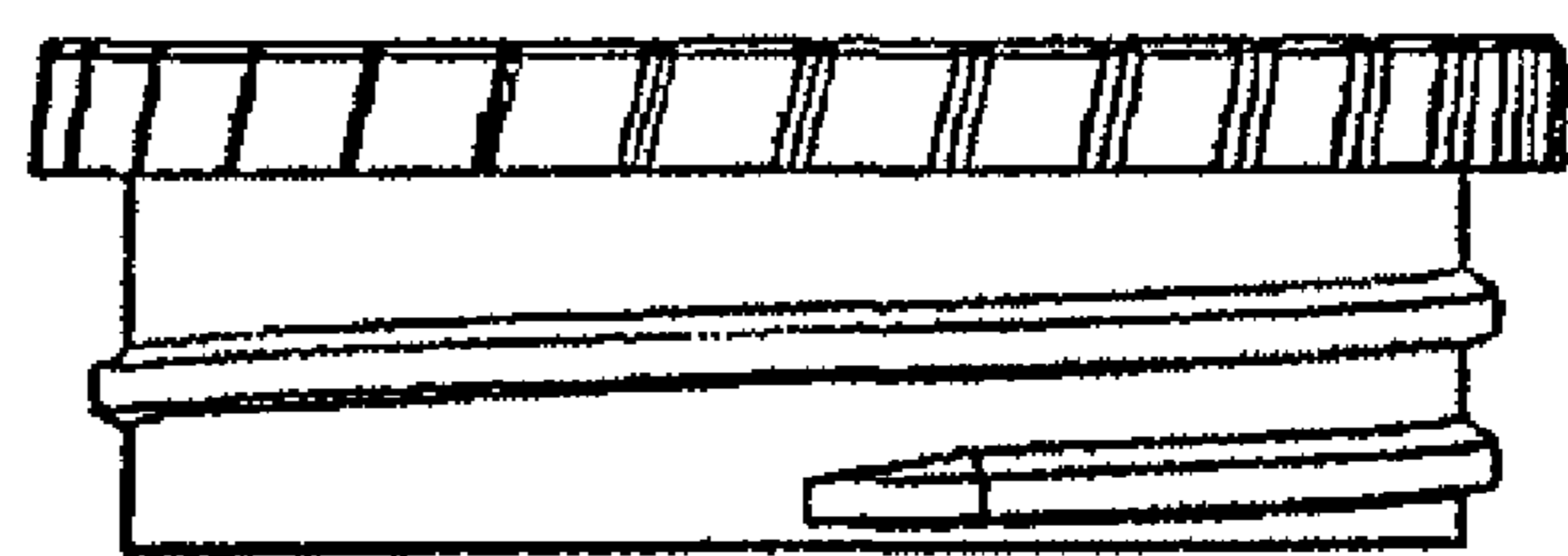
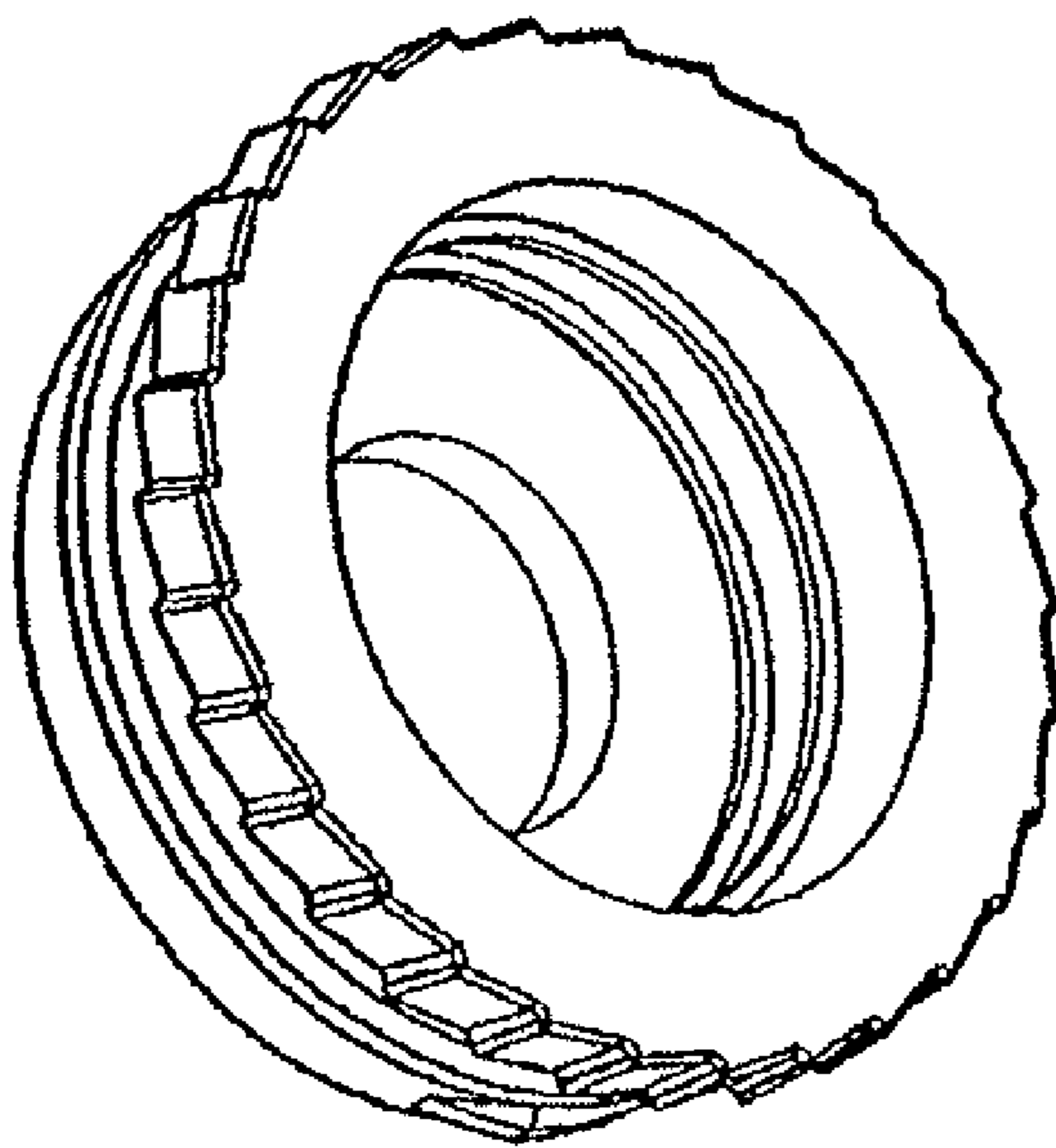




FIG. 3

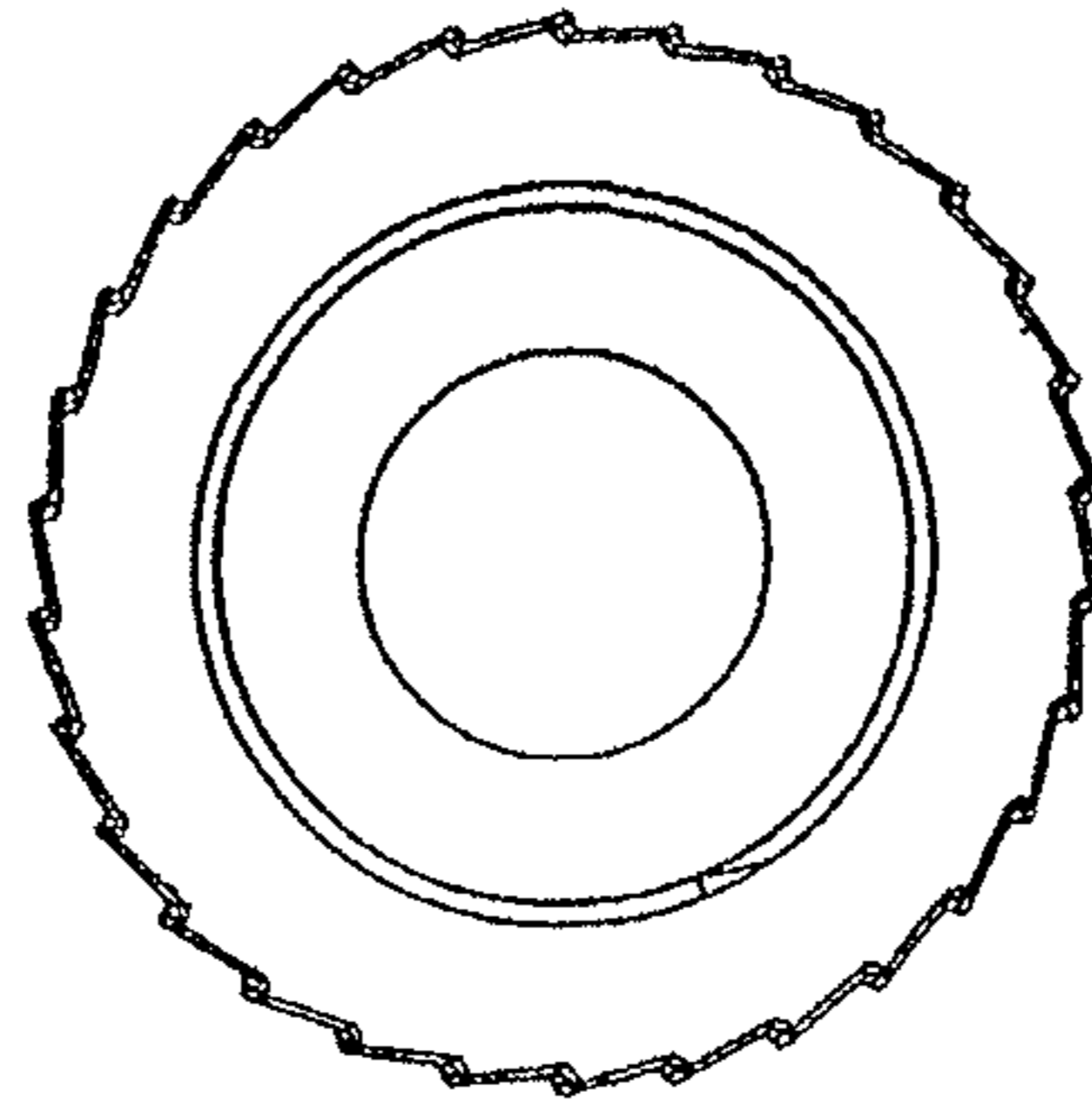


FIG. 2

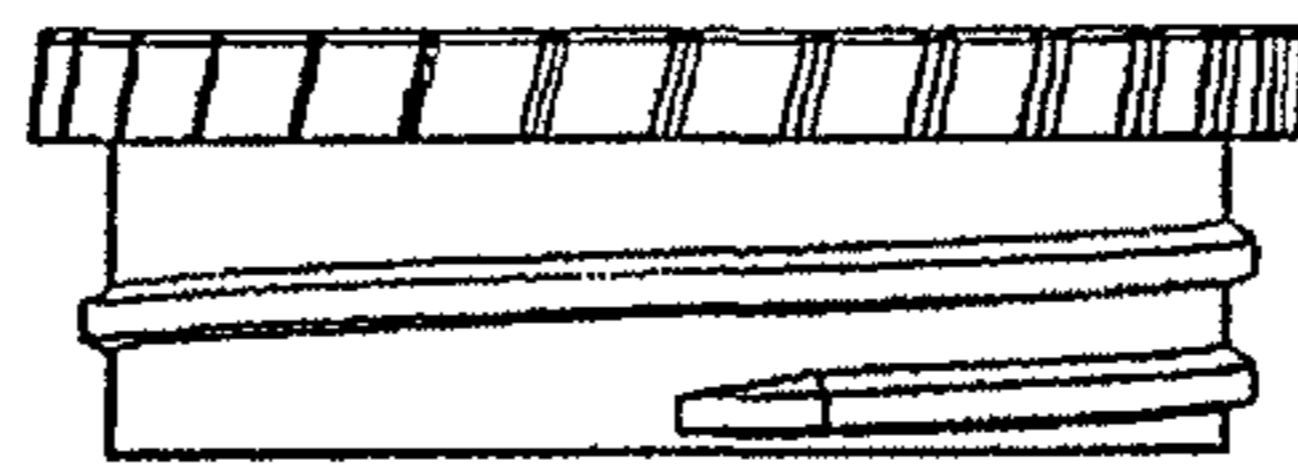


FIG. 4

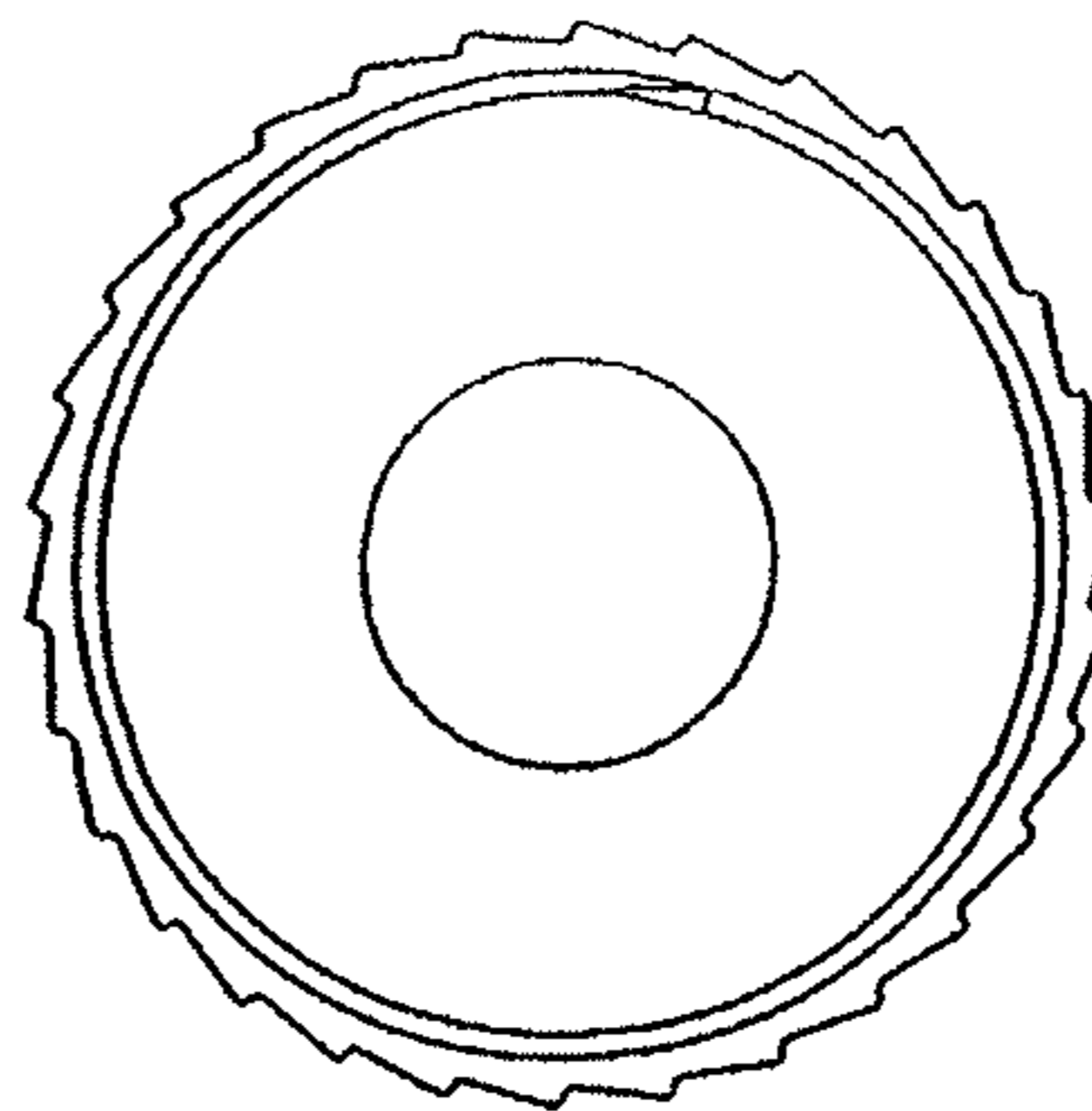


FIG. 5

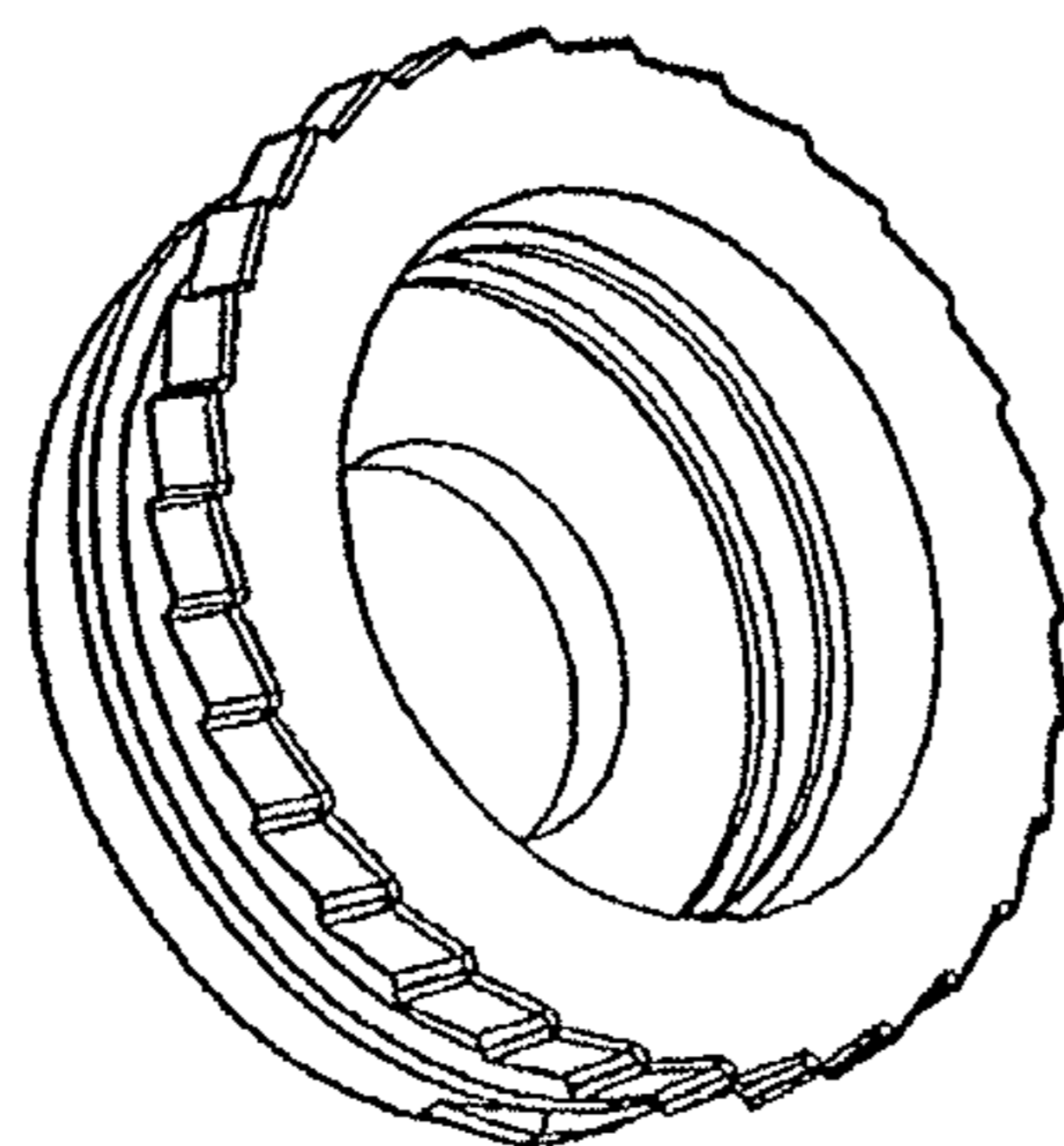


FIG. 1