



US00D734666S

(12) **United States Design Patent**
Blonder

(10) **Patent No.:** **US D734,666 S**

(45) **Date of Patent:** **** Jul. 21, 2015**

(54) **CONTAINER**

6,427,381 B1 * 8/2002 Weder 47/72

(71) Applicant: **Greg E. Blonder**, Summit, NJ (US)

* cited by examiner

(72) Inventor: **Greg E. Blonder**, Summit, NJ (US)

Primary Examiner — Robert M Spear

Assistant Examiner — Vy Koenig

(73) Assignee: **Greg E. Blonder**, Summit, NJ (US)

(74) *Attorney, Agent, or Firm* — Lowenstein Sandler LLP

(**) Term: **14 Years**

(57) **CLAIM**

The ornamental design for a container, as shown and described.

(21) Appl. No.: **29/477,611**

(22) Filed: **Dec. 24, 2013**

DESCRIPTION

(51) **LOC (10) Cl.** **09-03**

(52) **U.S. Cl.**

USPC **D9/430**

(58) **Field of Classification Search**

USPC D9/414-433, 444-445, 456, 519, 529,
D9/560, 715, 718, 748; D7/601, 602, 538,
D7/540, 550.1, 552.1, 554.3, 554.4;
D3/203.5, 202, 207, 210

CPC B65D 5/00; B65D 5/0015; B65D 5/0045;
B65D 5/18; B65D 5/40; B65D 5/2033;
B65D 1/22; B65D 1/225; B65D 1/24; B65D
1/34; B65D 1/38

See application file for complete search history.

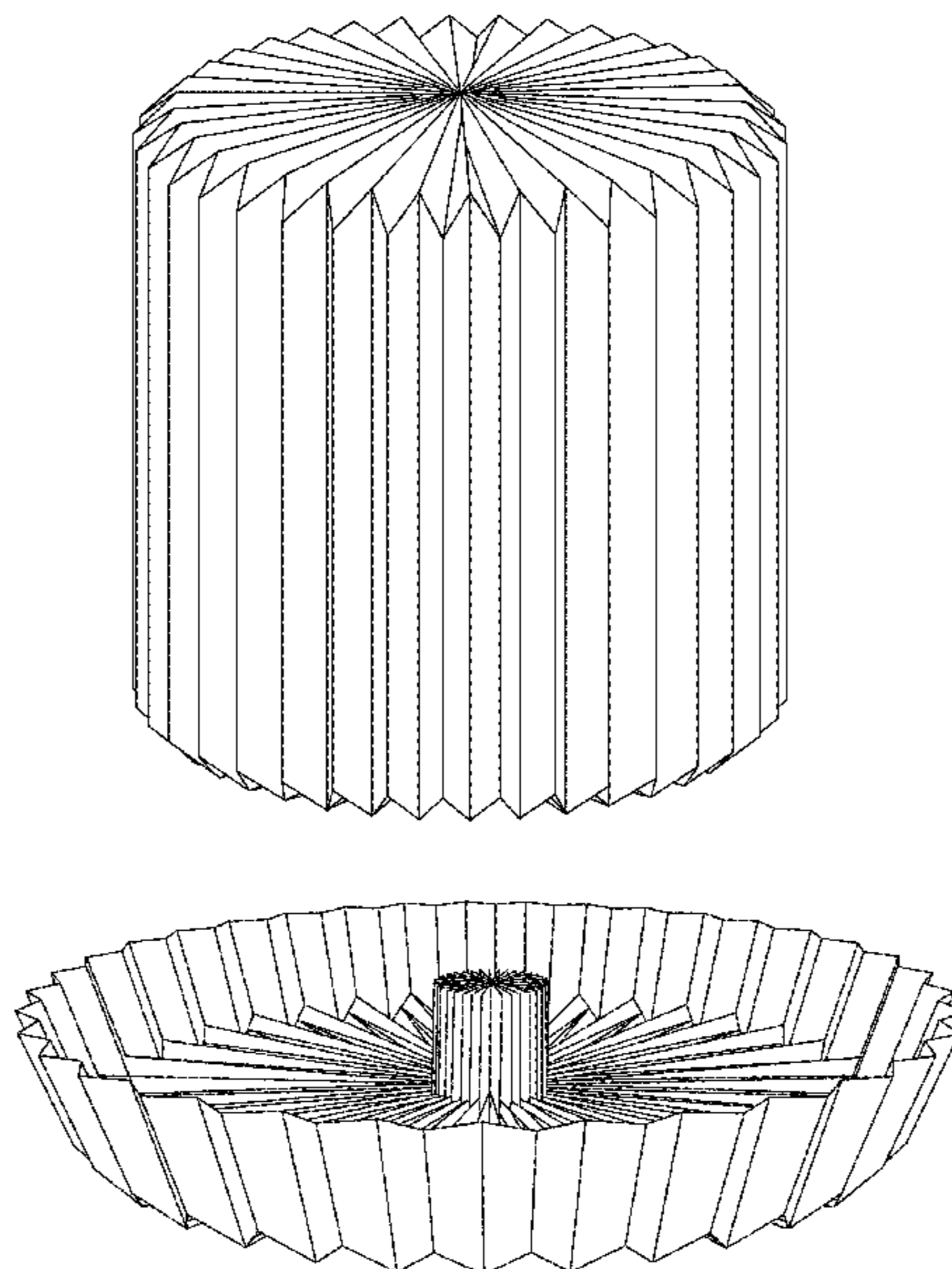
FIG. 1 is a perspective view of a container in a closed position embodying the present invention;
FIG. 2 is a top plan view of the container in the closed position;
FIG. 3 is a bottom plan view of the container in a closed position;
FIG. 4 is a side elevational view of the container in a closed position;
FIG. 5 is a top plan view of the container in a partially open position;
FIG. 6 is a bottom plan view of the container in a partially open position;
FIG. 7 is a side elevational view of the container in a partially open position;
FIG. 8 is a perspective view of the container in a partially open position;
FIG. 9 is a top plan view of the container in an open position;
FIG. 10 is a bottom plan view of the container in an open position;
FIG. 11 is a side elevational view of the container in an open position; and,
FIG. 12 is a perspective view of the container in an open position.

(56) **References Cited**

U.S. PATENT DOCUMENTS

D165,323 S *	12/1951	Chaplin	D9/424
D264,440 S *	5/1982	Austin	D9/431
D280,703 S *	9/1985	Strobe	D9/669
D291,066 S *	7/1987	Antoine	D9/418
4,712,725 A *	12/1987	Moore	229/128
D364,114 S *	11/1995	Weder et al.	D11/164
D368,445 S *	4/1996	Shryock	D11/164
D369,319 S *	4/1996	Weder et al.	D11/164
D393,420 S *	4/1998	Hsu	D9/424
6,311,431 B1 *	11/2001	Weder	47/72

1 Claim, 12 Drawing Sheets



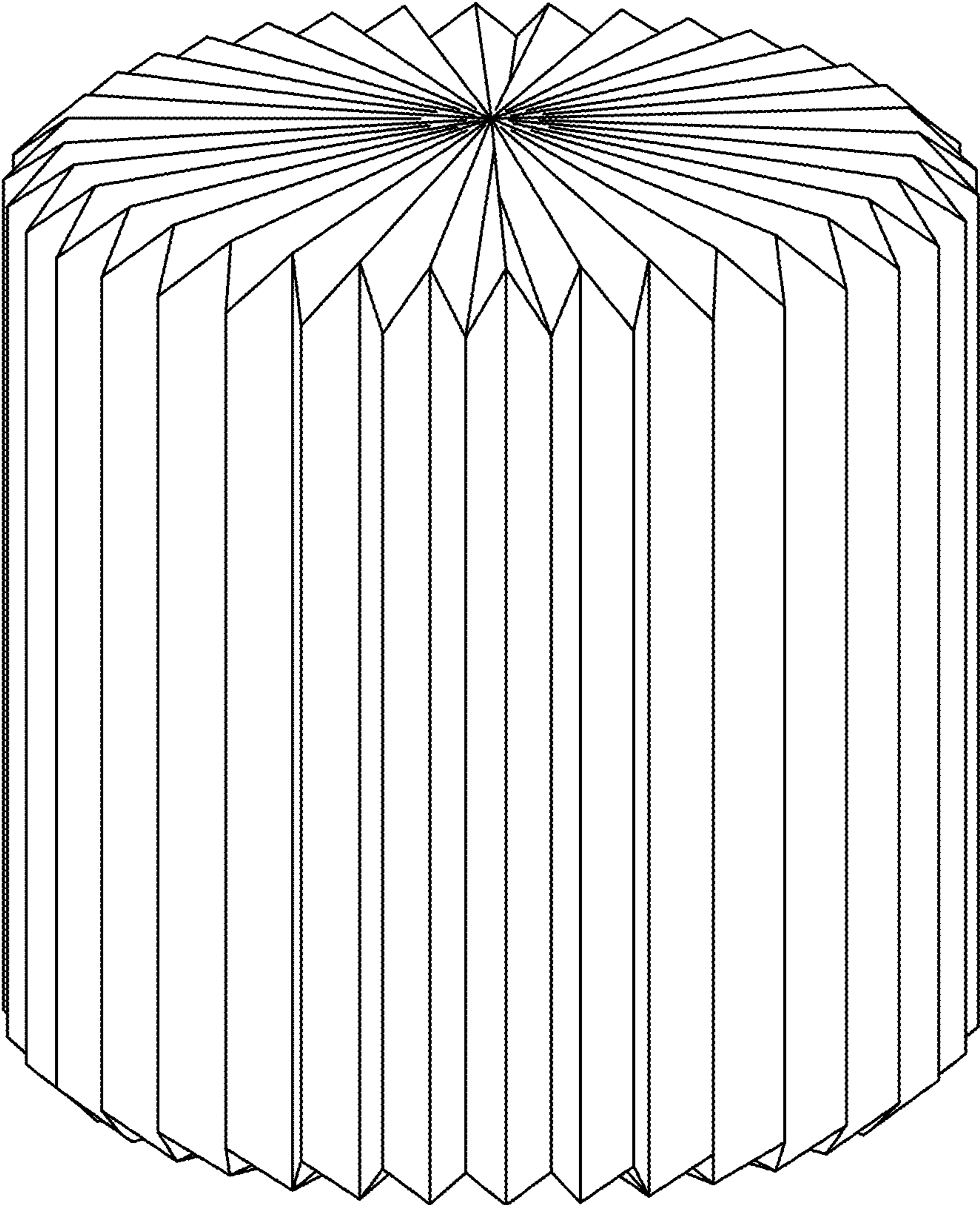


FIG. 1




FIG. 2




FIG. 3

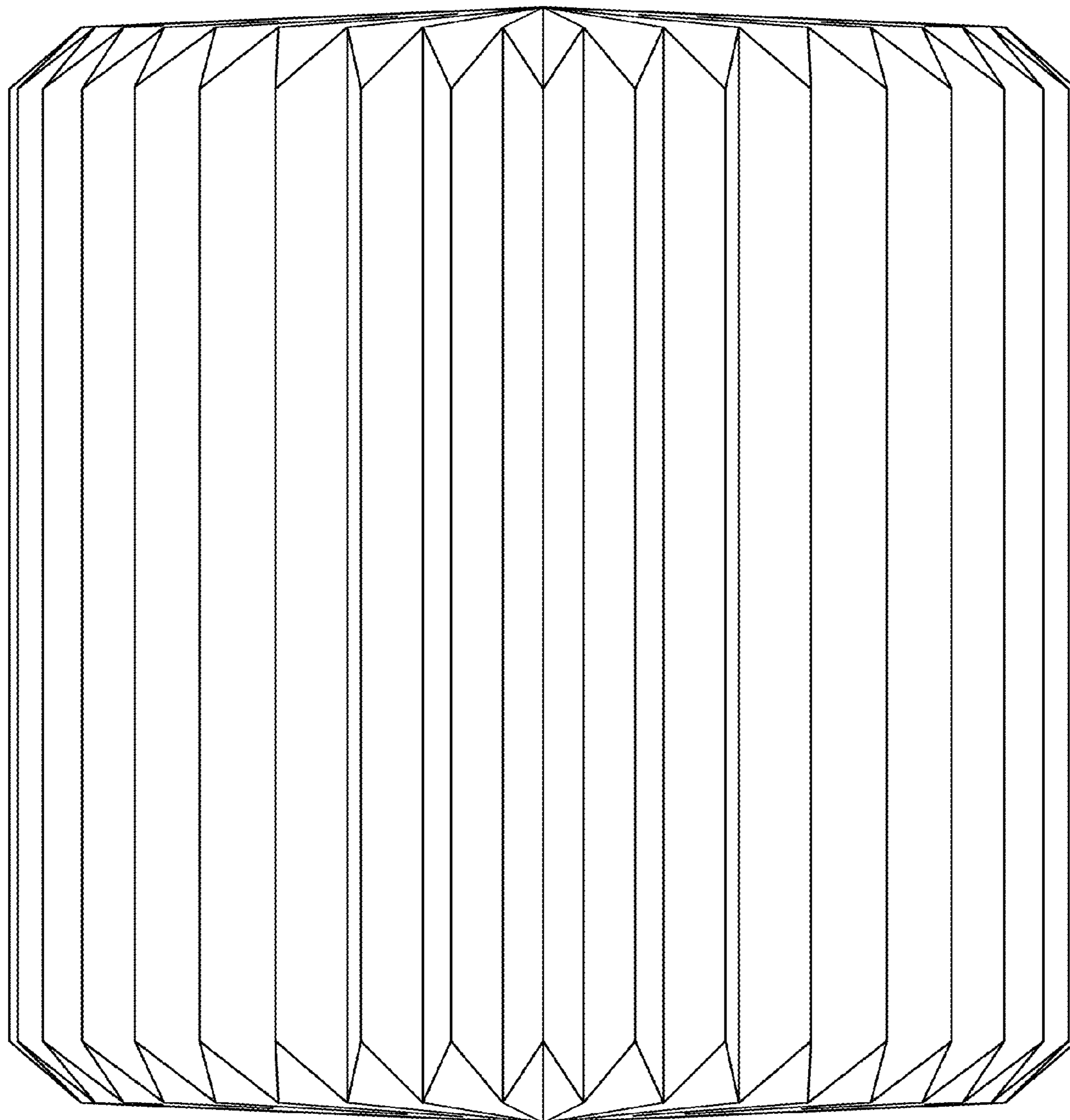


FIG. 4




FIG. 5




FIG. 6

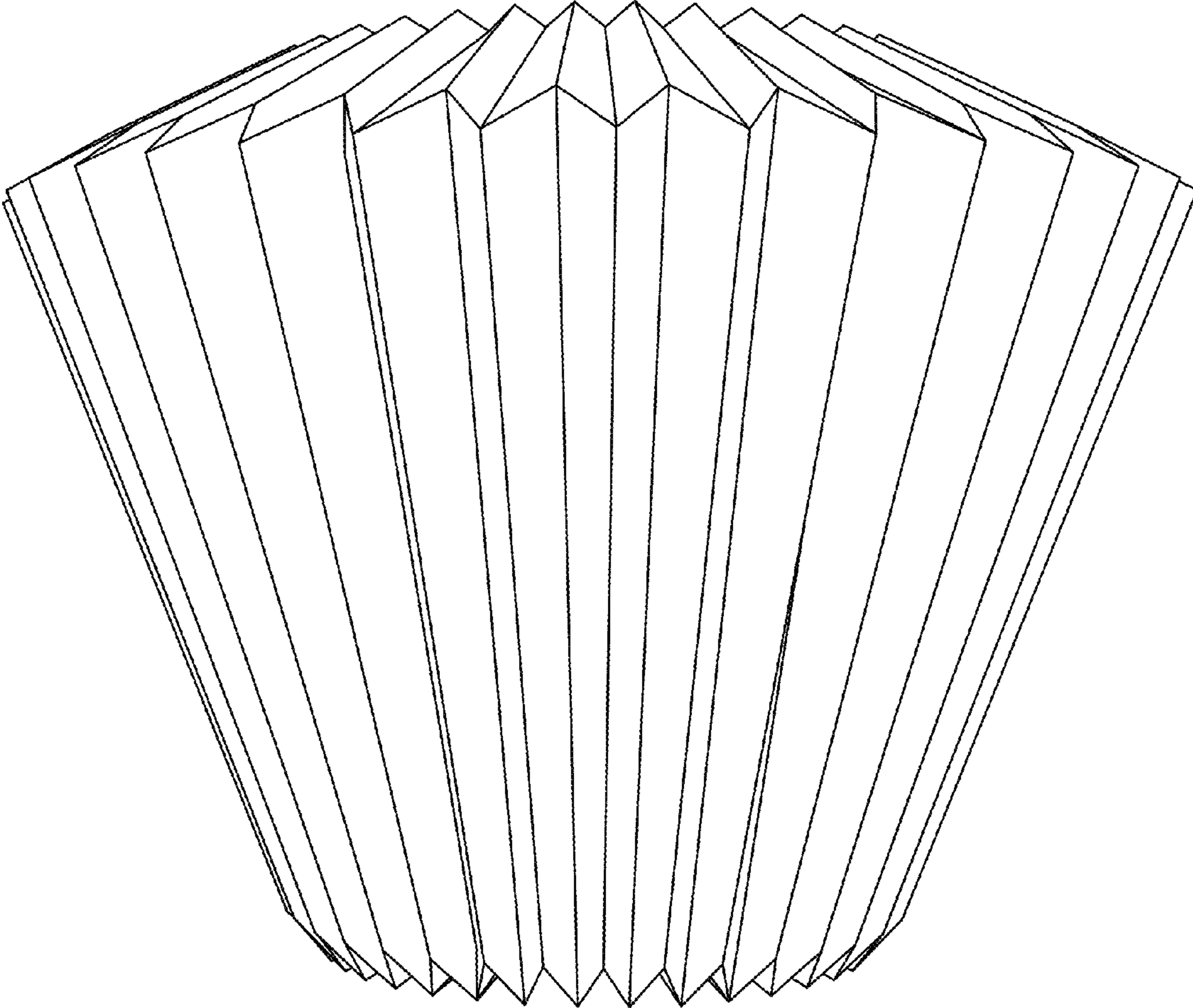


FIG. 7

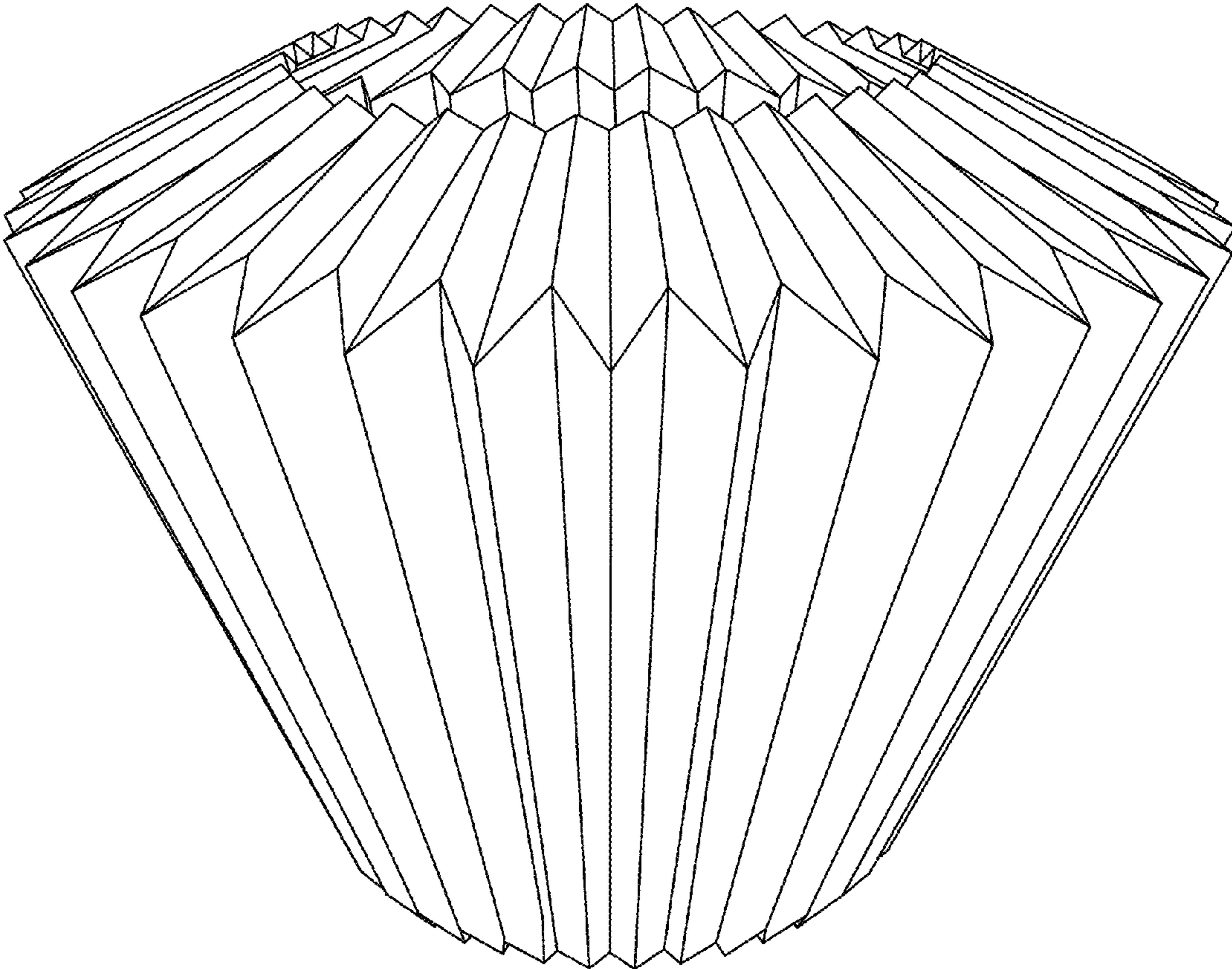


FIG. 8




FIG. 9




FIG. 10

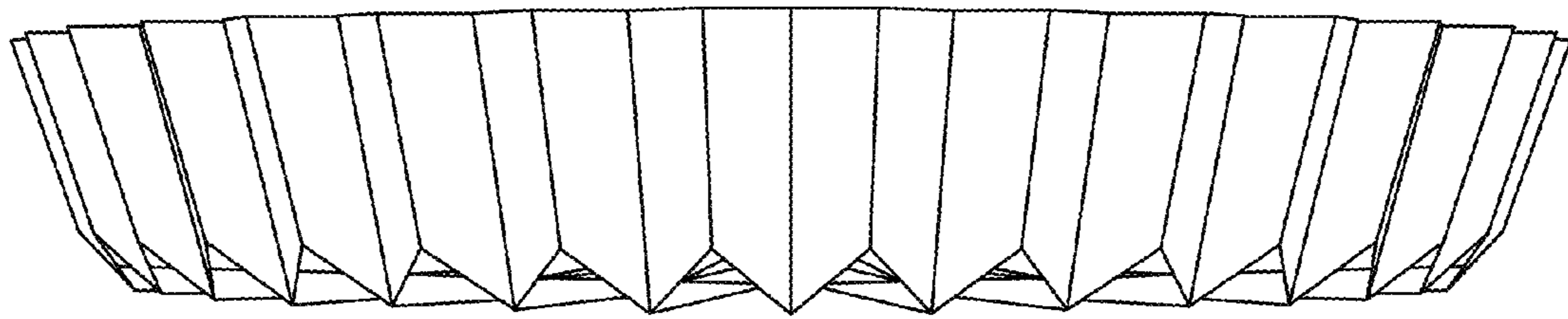


FIG. 11

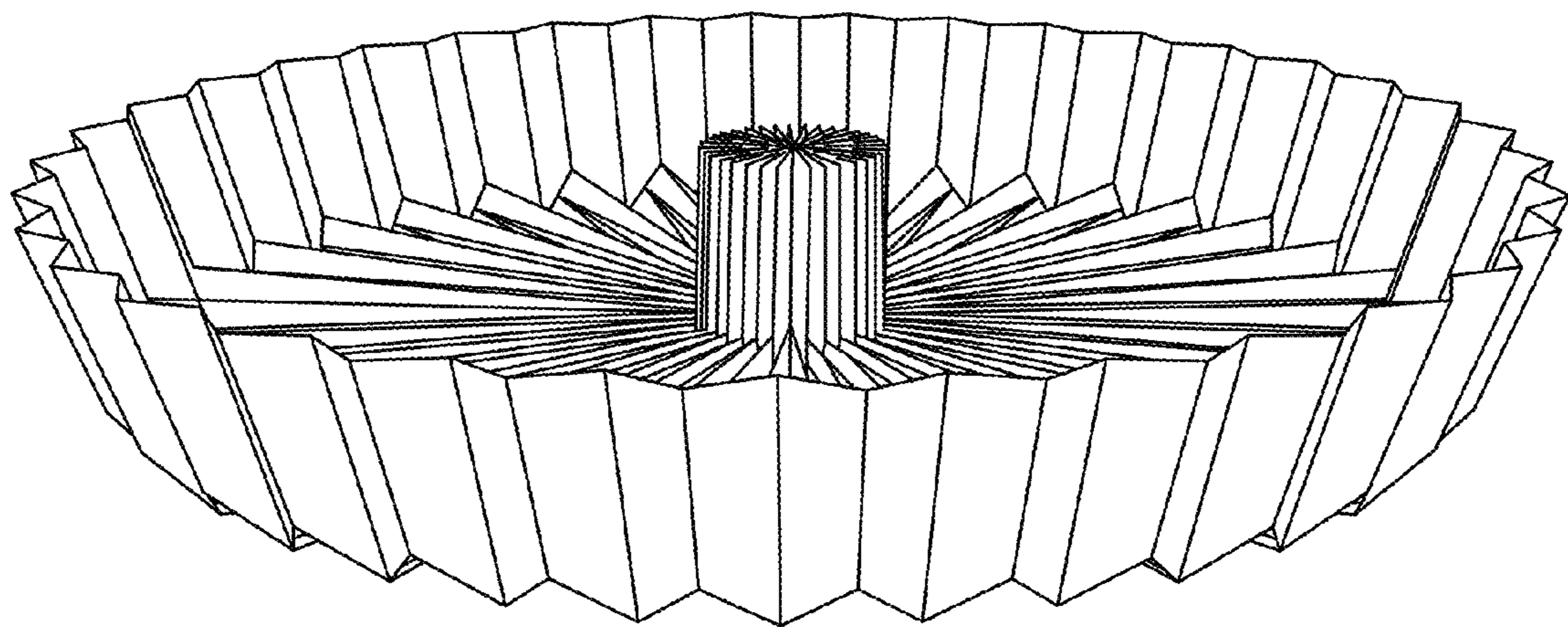


FIG. 12