



US00D734645S

(12) **United States Design Patent**
deBretton Gordon

(10) **Patent No.:** **US D734,645 S**
(45) **Date of Patent:** **** *Jul. 21, 2015**

(54) **PIZZA KNIFE**

(71) Applicant: **Robert Welch Designs, Ltd.**, Chipping
Campden, Gloucestershire (GB)

(72) Inventor: **Iain Paul deBretton Gordon**,
Shipston-on-Stour (GB)

(73) Assignee: **Robert Welch Designs LTD**, Chipping
Campden, Gloucestershire (GB)

(*) Notice: This patent is subject to a terminal dis-
claimer.

(**) Term: **14 Years**

(21) Appl. No.: **29/482,903**

(22) Filed: **Feb. 24, 2014**

(30) **Foreign Application Priority Data**

Aug. 23, 2013 (EM) 001381545-0001

(51) **LOC (10) Cl.** **07-03**

(52) **U.S. Cl.**
USPC **D7/650; D7/401.2; D7/649**

(58) **Field of Classification Search**
USPC D7/393-395, 401.2, 642-652, 693,
D7/695-696; D8/93, 97-100, 107, 300,
D8/321; D22/117-118; 30/136, 142,
30/147-149, 329, 340-345
CPC . A47G 21/06; A47G 21/065; A61B 17/3211;
A61B 17/3213; B21D 53/64; B26B 1/00;
B26B 1/08; B26B 1/10; B26B 3/00; B26B
3/02; B26B 3/03; B26B 3/04; B26B 3/06;
B26B 5/00; B26B 5/001; B26B 5/007; B26B
7/00; B26B 7/005; B26B 9/00; B26B 9/02;
B26B 11/00; B26B 11/006; B26B 17/00;
B26B 17/006

See application file for complete search history.

(56) **References Cited**

U.S. PATENT DOCUMENTS

D403,559	S	*	1/1999	Terenzio	D7/650
6,044,566	A	*	4/2000	Ries et al.	30/345
D434,616	S	*	12/2000	Joergensen	D7/650
D440,831	S	*	4/2001	Welch et al.	D7/645
D468,593	S	*	1/2003	Margolin et al.	D7/649
D500,233	S	*	12/2004	Overthun	D7/650
D572,542	S	*	7/2008	Epstein	D7/649
D637,048	S	*	5/2011	Ono et al.	D7/650
D643,263	S	*	8/2011	Spiegel	D7/650
D654,325	S	*	2/2012	Ono et al.	D7/649
D677,998	S	*	3/2013	Kusanagi	D7/650
D679,152	S	*	4/2013	deBretton Gordon	D7/649
D694,590	S	*	12/2013	Weber	D7/650

* cited by examiner

Primary Examiner — Ricky Pham

(74) *Attorney, Agent, or Firm* — MacMillan, Sobanski &
Todd, LLC

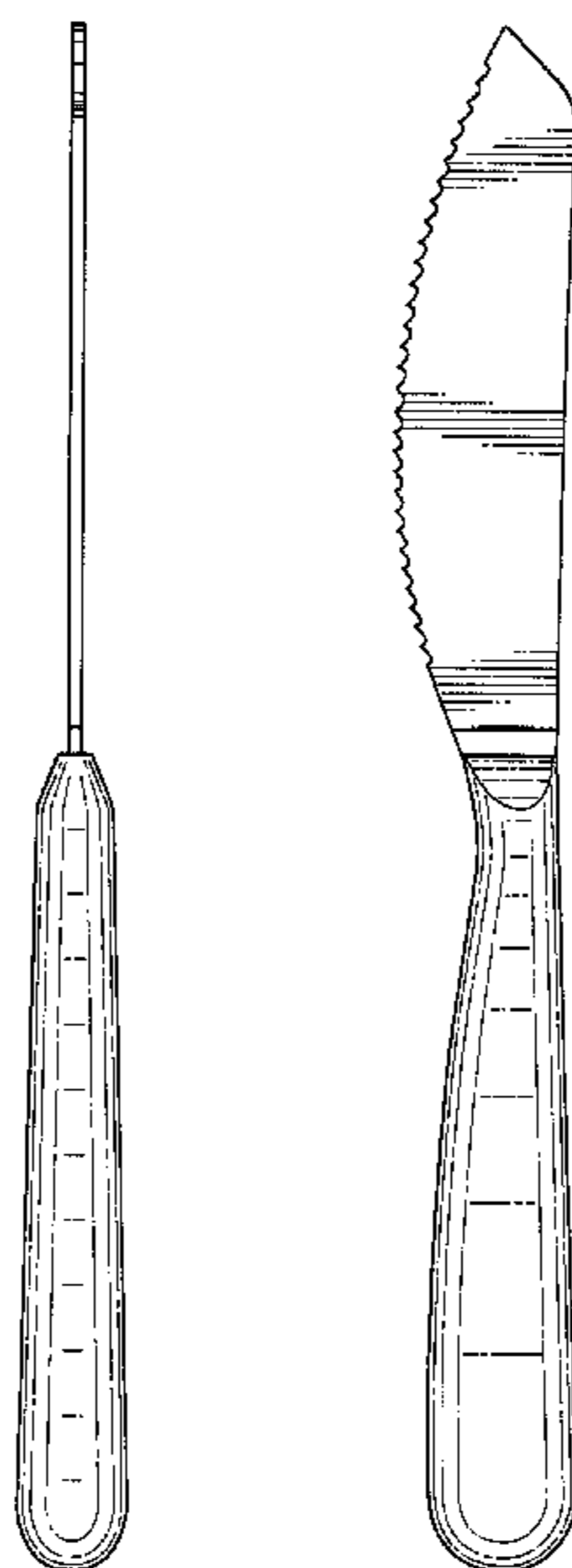
(57) **CLAIM**

The ornamental design for a pizza knife, as shown and
described.

DESCRIPTION

FIG. 1 is a perspective as seen from the upper left of a pizza
knife showing my new design;
FIG. 2 is a top view thereof;
FIG. 3 is a left side view thereof, the right side view being a
mirror image thereof;
FIG. 4 is a bottom view thereof;
FIG. 5 is a front view thereof; and,
FIG. 6 is a rear view thereof.

1 Claim, 3 Drawing Sheets



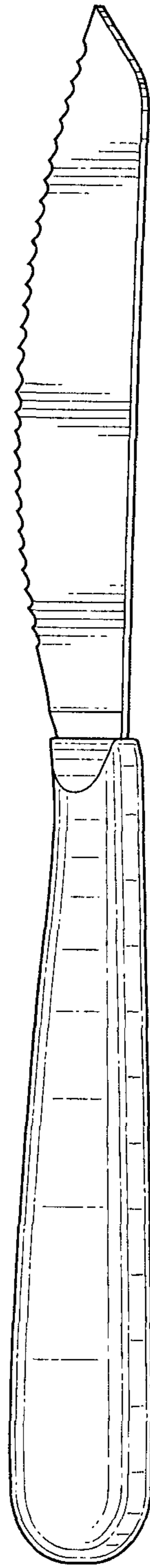


FIG. 1

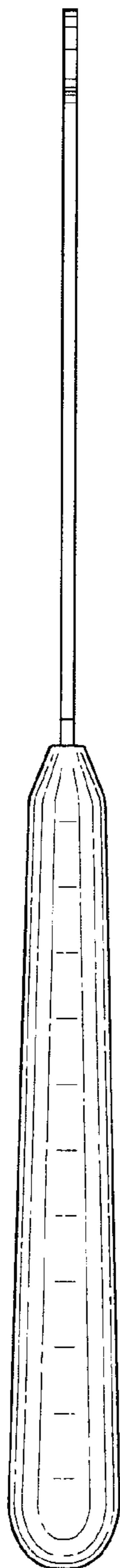


FIG. 2

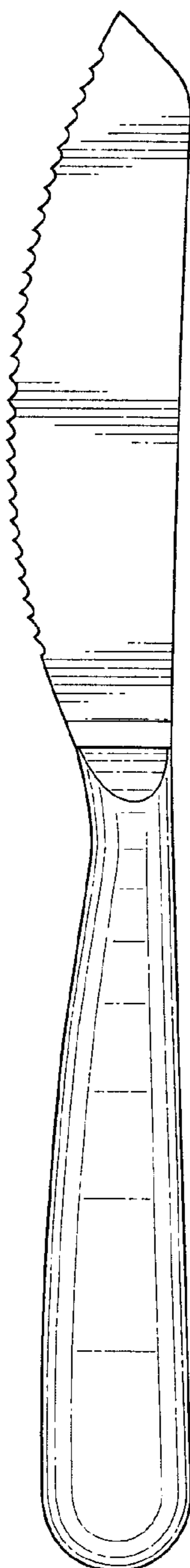


FIG. 3

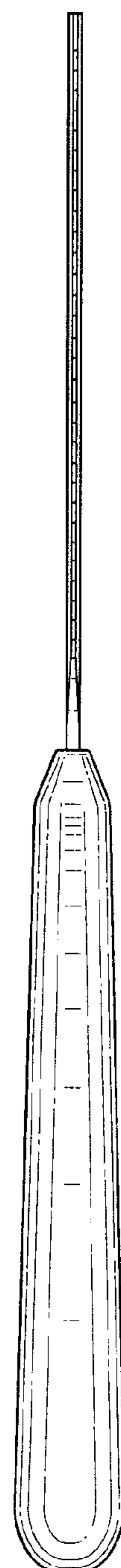


FIG. 4

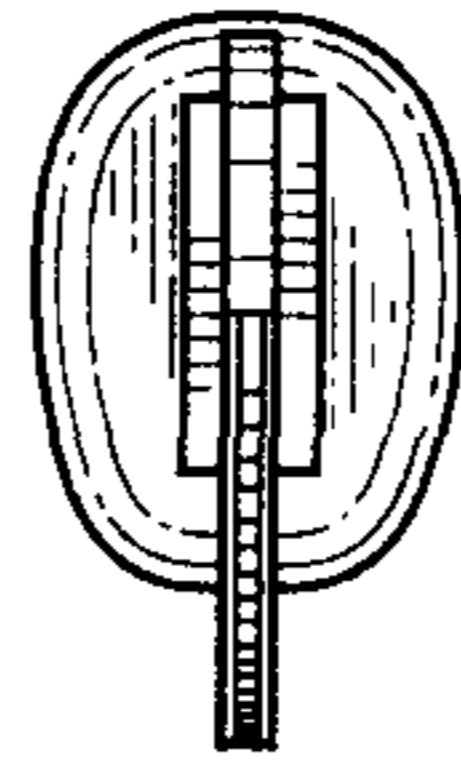


FIG. 5

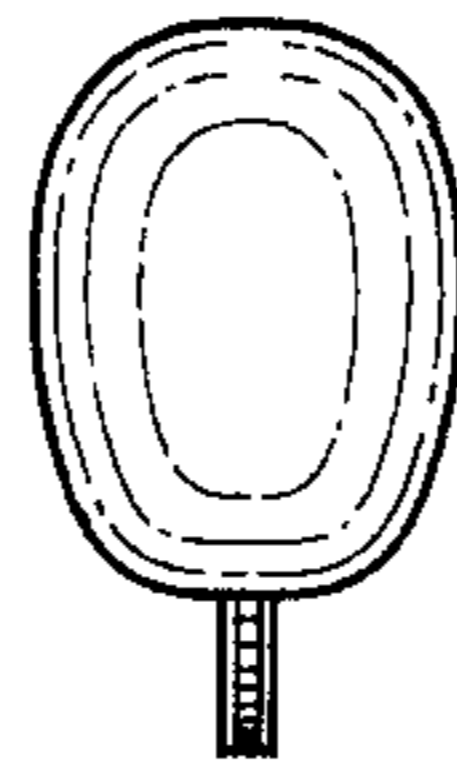


FIG. 6