



US00D734629S

(12) **United States Design Patent**  
**Sorel**

(10) **Patent No.:** **US D734,629 S**  
(45) **Date of Patent:** **\*\* Jul. 21, 2015**

(54) **TABLE**

(71) Applicant: **LANDSCAPE FORMS, INC.**,  
Kalamazoo, MI (US)

(72) Inventor: **Jess Allen Sorel**, Oakland, CA (US)

(73) Assignee: **LANDSCAPE FORMS, INC.**,  
Kalamazoo, MI (US)

(\*\*) Term: **14 Years**

(21) Appl. No.: **29/477,727**

(22) Filed: **Dec. 26, 2013**

(51) **LOC (10) Cl.** ..... **06-03**

(52) **U.S. Cl.**  
USPC ..... **D6/690; D6/695**

(58) **Field of Classification Search**  
USPC ..... D6/695, 695.6, 690  
CPC ..... A47B 7/00; A47B 2021/11; A47B 13/00;  
A47B 13/02; A47B 13/04; A47B 13/10;  
A47B 2200/0003

See application file for complete search history.

(56) **References Cited**

**U.S. PATENT DOCUMENTS**

|              |        |                     |        |
|--------------|--------|---------------------|--------|
| D248,697 S * | 8/1978 | Miller .....        | D6/349 |
| D313,708 S * | 1/1991 | Frank .....         | D6/484 |
| D362,350 S * | 9/1995 | Tiffany et al. .... | D6/349 |
| D527,552 S * | 9/2006 | Searl .....         | D6/485 |

\* cited by examiner

*Primary Examiner* — Janice Seeger

(74) *Attorney, Agent, or Firm* — Heslin Rothenberg Farley & Mesiti P.C.

(57) **CLAIM**

The ornamental design for a table, as shown and described.

**DESCRIPTION**

FIG. 1 is a front perspective view of the table of the present invention;

FIG. 2 is a front elevation view thereof;

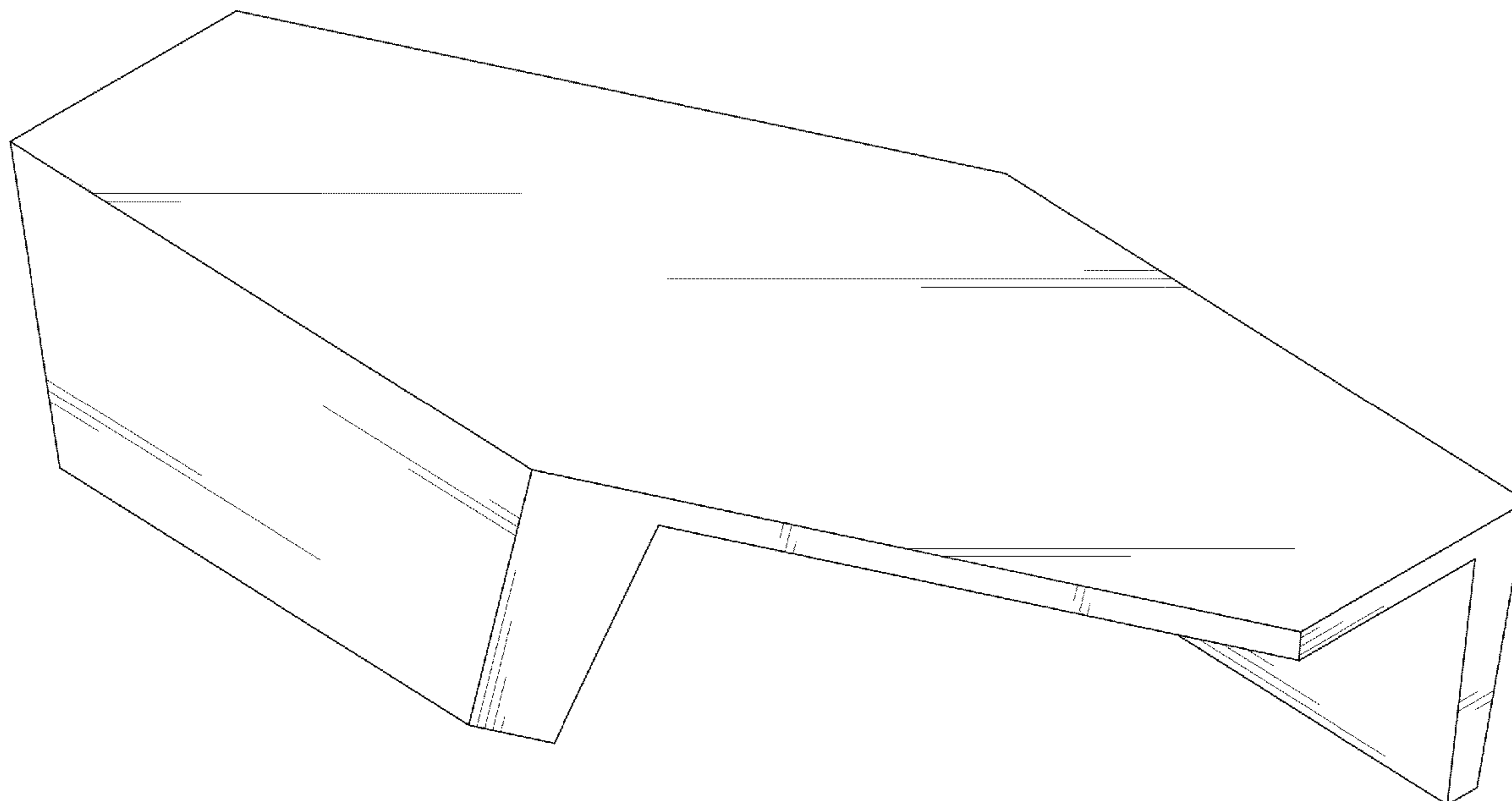
FIG. 3 is a right side elevation view thereof;

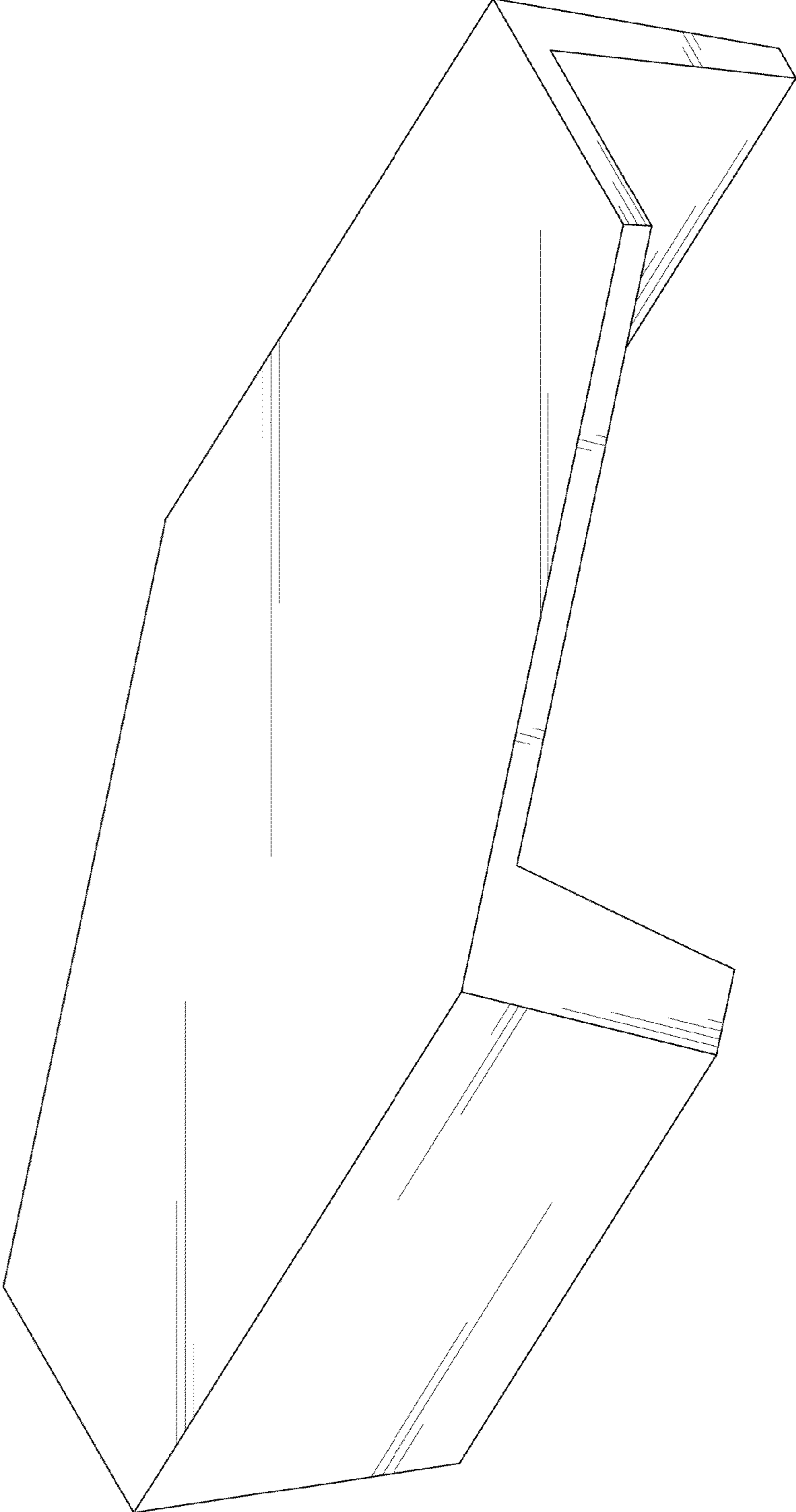
FIG. 4 is a rear elevation view thereof;

FIG. 5 is a top plan view thereof; and,

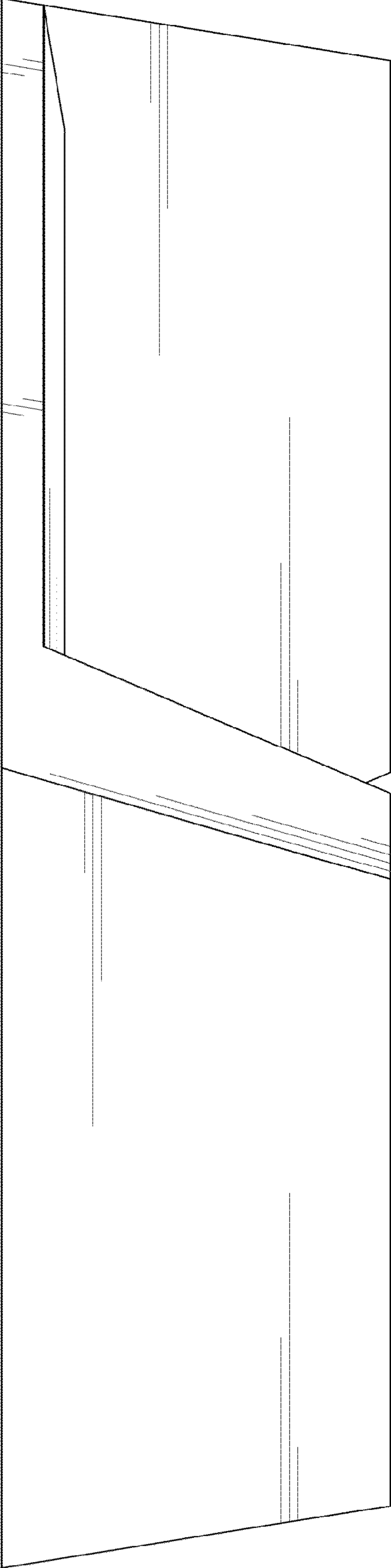
FIG. 6 is a left side elevation view thereof.

**1 Claim, 6 Drawing Sheets**





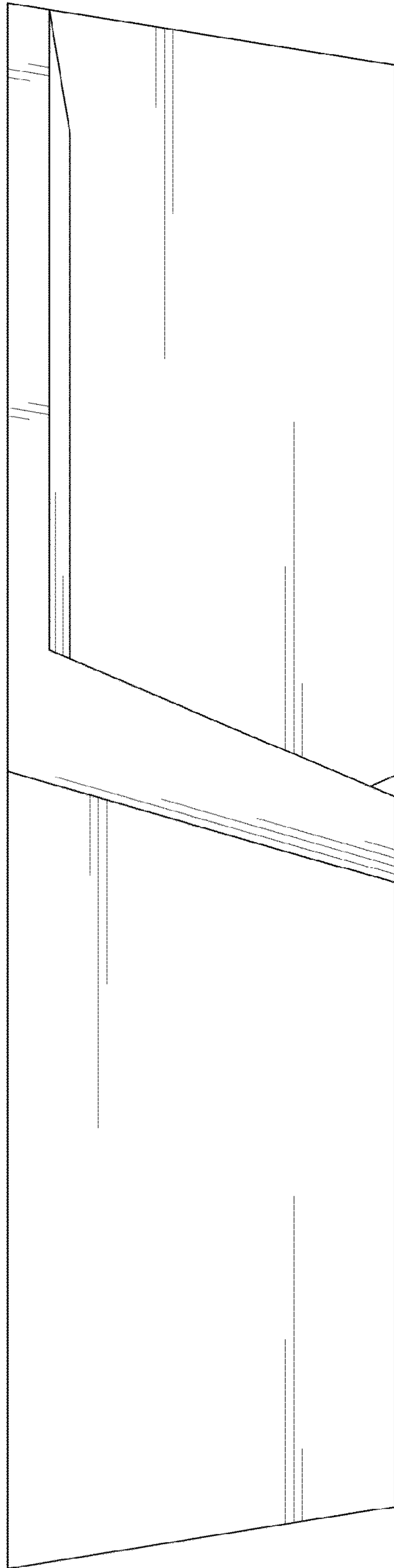
**FIG. 1**



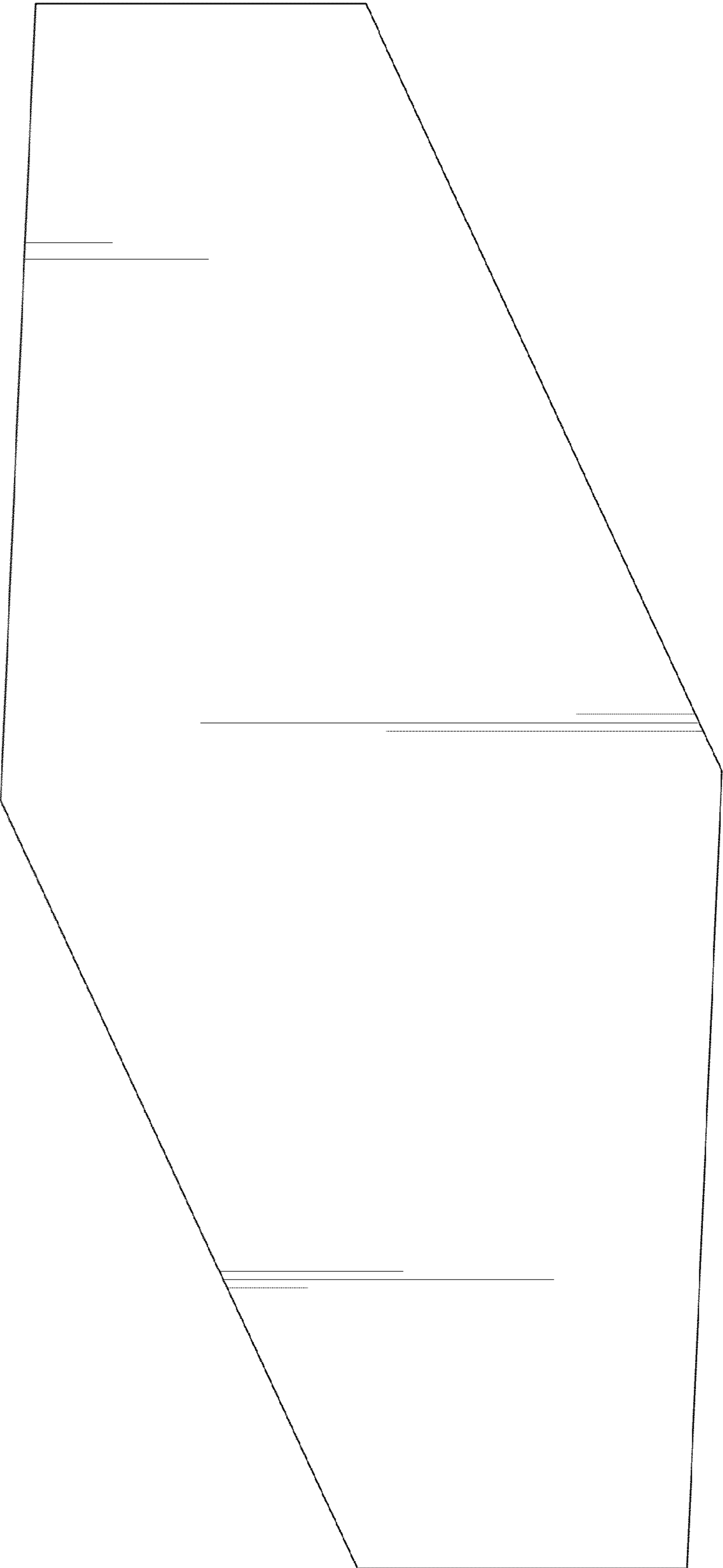
**FIG. 2**



**FIG. 3**



**FIG. 4**



**FIG. 5**



**FIG. 6**