



US00D734615S

(12) **United States Design Patent**  
**Kusmirek**

(10) **Patent No.:** **US D734,615 S**  
(45) **Date of Patent:** **\*\* Jul. 21, 2015**

- (54) **PRECUT TAPE WITH SURFACE ORNAMENTATION**
- (71) Applicant: **Mueller Sports Medicine, Inc.**, Prairie du Sac, WI (US)
- (72) Inventor: **Keith Kusmirek**, Madison, WI (US)
- (73) Assignee: **Mueller Sports Medicine, Inc.**, Prairie du Sac, WI (US)
- (\*\*) Term: **14 Years**
- (21) Appl. No.: **29/469,597**
- (22) Filed: **Oct. 11, 2013**
- (51) **LOC (10) Cl.** ..... **05-04**
- (52) **U.S. Cl.**  
USPC ..... **D5/55**
- (58) **Field of Classification Search**  
USPC ..... D5/4, 6, 8, 11, 16, 19, 43, 44, 46, 47, D5/48, 53, 56, 57, 60-64, 66, 99, 7, 15; D6/602, 612, 613, 617; D19/1, 5; D25/138, 150; 2/900; 15/208; 28/143, 28/150, 160, 163; 112/401, 416, 439; 428/15, 32, 66.5, 85, 91, 151, 152, 428/153, 187, 190, 542.2, 542.6; 442/408; D24/190; 206/441; 602/75  
CPC ..... B31F 1/07; B32B 3/266; B32B 5/024; B44F 1/00; B44F 1/08; B44F 5/00; B44F 9/00; B44F 9/04; D03D 1/00; D04H 1/00; D10B 2503/04; D21H 27/02  
See application file for complete search history.

- (56) **References Cited**  
U.S. PATENT DOCUMENTS  
D67,146 S \* 4/1925 Kagan ..... D5/60  
D88,317 S \* 11/1932 Murray ..... D5/63  
D88,960 S \* 1/1933 Goldberger ..... D2/864


D125,775	S	*	3/1941	Maisch	.....	D5/60
5,792,091	A	*	8/1998	Staudinger	.....	602/57
6,447,470	B2	*	9/2002	Bodenschatz et al.	.....	602/75
D498,842	S	*	11/2004	Lash	.....	D24/125
6,849,057	B2	*	2/2005	Satou et al.	.....	602/75
D503,230	S	*	3/2005	Christianson et al.	.....	D24/125
D510,436	S	*	10/2005	Christianson et al.	.....	D24/125
D522,139	S	*	5/2006	Schluter	.....	D24/125
D542,409	S	*	5/2007	Wannaborworn et al.	...	D24/125
D612,506	S	*	3/2010	Arbesman et al.	.....	D24/190
D616,553	S	*	5/2010	Arbesman et al.	.....	D24/190
D625,826	S	*	10/2010	Arbesman et al.	.....	D24/190
D639,422	S	*	6/2011	Rave	.....	D24/125
D649,255	S	*	11/2011	Kase	.....	D24/190
8,142,382	B2	*	3/2012	Vito et al.	.....	602/75
D691,276	S	*	10/2013	Bushby	.....	D24/190
D697,318	S	*	1/2014	Rendon	.....	D5/57
2003/0069530	A1	*	4/2003	Satou et al.	.....	602/75
2008/0249455	A1	*	10/2008	Brown et al.	.....	602/75
2011/0237995	A1	*	9/2011	Ota et al.	.....	602/75
2011/0275969	A1	*	11/2011	Quinn	.....	602/1
2011/0281084	A1	*	11/2011	Ashwell	.....	428/195.1
2013/0334084	A1	*	12/2013	Arbesman	.....	206/441

\* cited by examiner  
*Primary Examiner* — Karen S Acker  
(74) *Attorney, Agent, or Firm* — Rick L. Abegglen

(57) **CLAIM**  
I claim the ornamental design for a precut tape with surface ornamentation, as shown and described.

**DESCRIPTION**  
FIG. 1 is a front view of a precut tape with surface ornamentation showing my new design;  
FIG. 2 is a side view thereof;  
FIG. 3 is a rear view thereof;  
FIG. 4 is a bottom view thereof; and,  
FIG. 5 is a top view thereof.  
The broken lines in the drawings depict the boundaries of the claim and form no part thereof.

**1 Claim, 2 Drawing Sheets**






FIG. 1




FIG. 2




FIG. 3



FIG. 4



FIG. 5