



US00D734614S

(12) **United States Design Patent**
Driesen et al.

(10) **Patent No.:** **US D734,614 S**
(45) **Date of Patent:** **** Jul. 21, 2015**

(54) **TOOTHBRUSH HEAD**

FOREIGN PATENT DOCUMENTS

(71) Applicant: **Braun GmbH**, Kronberg (DE)
(72) Inventors: **Georges Driesen**, Weilrod (DE);
Heidrun Schmelcher, Oberursel (DE);
Eva Susanne Dominique Thurnay,
Kronberg (DE)

DE 20213325 U1 10/2002
EP 0765642 A2 * 4/1997

(73) Assignee: **BRAUN GMBH**, Kronberg (DE)

OTHER PUBLICATIONS

(**) Term: **14 Years**

DE 40005187-27 Industrial Design Application, (Coronet-Werke GmbH), Sep. 9, 2000 (online), retrieved on Oct. 19, 2010, Retrieved from the Designs Register Database of the German Patent and Trade Mark Office using the Internet: <URL:https://dpinfo.dpma.de>.

(21) Appl. No.: **29/459,531**

Primary Examiner — Robin V. Webster
Assistant Examiner — Lavone D Tabor
(74) *Attorney, Agent, or Firm* — Vladimir Vitenberg

(22) Filed: **Jul. 1, 2013**

Related U.S. Application Data

(63) Continuation of application No. 29/430,796, filed on Aug. 30, 2012, now Pat. No. Des. 687,636.

(57) **CLAIM**

The ornamental design for toothbrush head, as shown and described.

(51) **LOC (10) Cl.** **04-02**

(52) **U.S. Cl.**
USPC **D4/101; D4/111**

DESCRIPTION

(58) **Field of Classification Search**
USPC D4/101, 104–112, 127, 130; 15/167.1, 15/167.2, 176.1, 176.4
CPC A46B 9/00; A46B 9/02; A46B 9/025; A46B 9/028; A46B 9/04; A46B 13/00; A61C 17/16; A61C 17/22; A61C 17/24; A61C 17/34; A61C 17/3427; A61C 17/3436; A61C 17/3454; A61C 17/3463; A61C 17/40
See application file for complete search history.

FIG. 1 is a perspective view of a toothbrush head showing our new design, wherein tufts are formed by a plurality of bristles; FIG. 2 is a front view of the toothbrush head of FIG. 1, shown flipped 90 degrees; FIG. 3 is a left side view of the toothbrush head as shown in FIG. 1; FIG. 4 is a right side view of the toothbrush head as shown in FIG. 1; FIG. 5 is a top view of the toothbrush head as shown in FIG. 1; FIG. 6 is a bottom view of the toothbrush head as shown in FIG. 1; and FIG. 7 is a rear view of the toothbrush head as shown in FIG. 2. The broken lines showing two central bristle tufts and the bristle support illustrate portions of the toothbrush head that form no part of the claimed design.

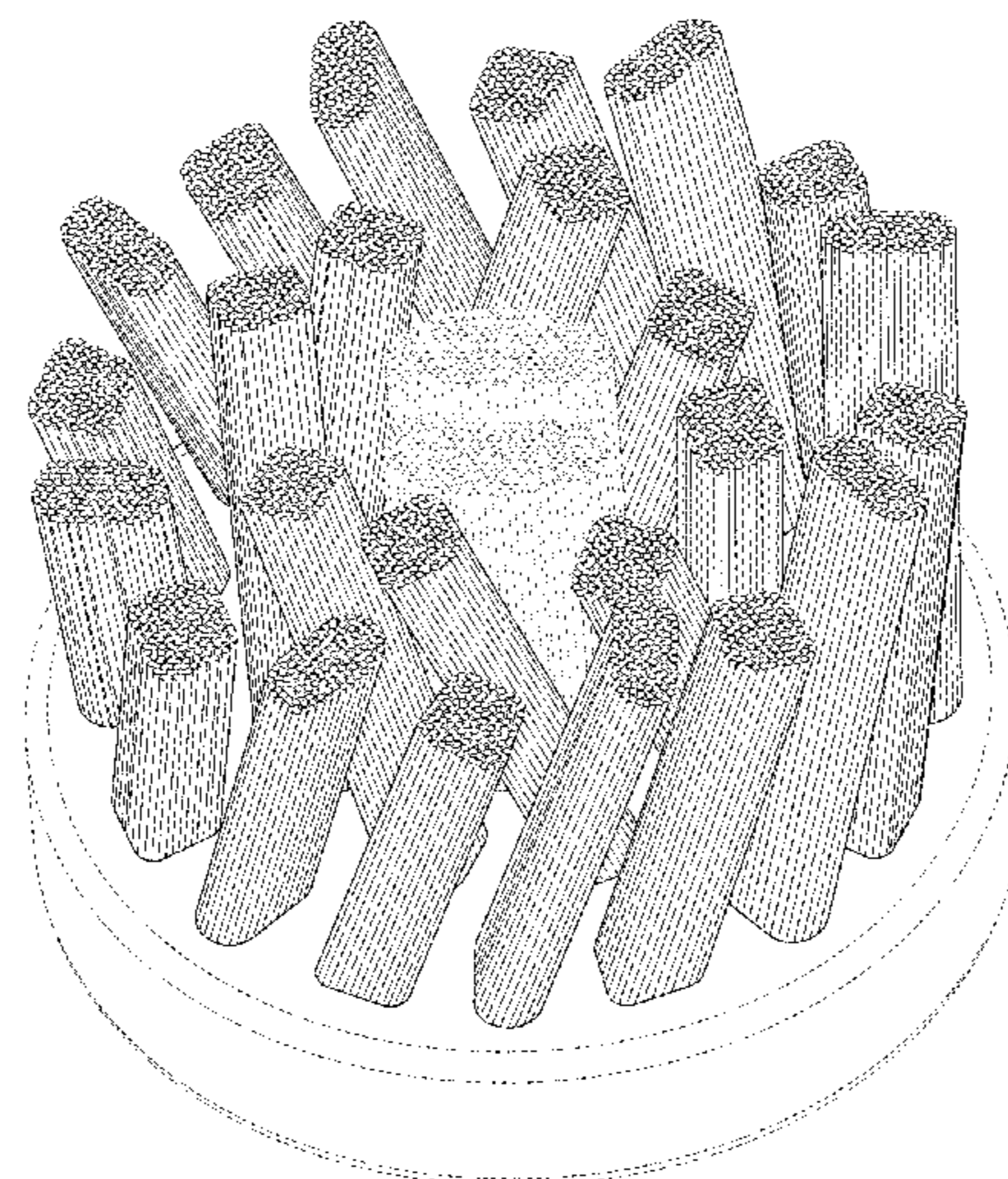
(56) **References Cited**

U.S. PATENT DOCUMENTS

D456,607 S 5/2002 Carlucci et al.
D456,998 S * 5/2002 Blaustein et al. D4/101
D465,655 S 11/2002 Kraemer
6,536,066 B2 * 3/2003 Dickie 15/22.1
6,957,468 B2 10/2005 Driesen et al.

(Continued)

1 Claim, 7 Drawing Sheets



(56)

References Cited

U.S. PATENT DOCUMENTS

D606,317 S 12/2009 Driesen et al.

7,788,756 B2 9/2010 Kraemer
8,166,601 B2 5/2012 Brown et al.

* cited by examiner

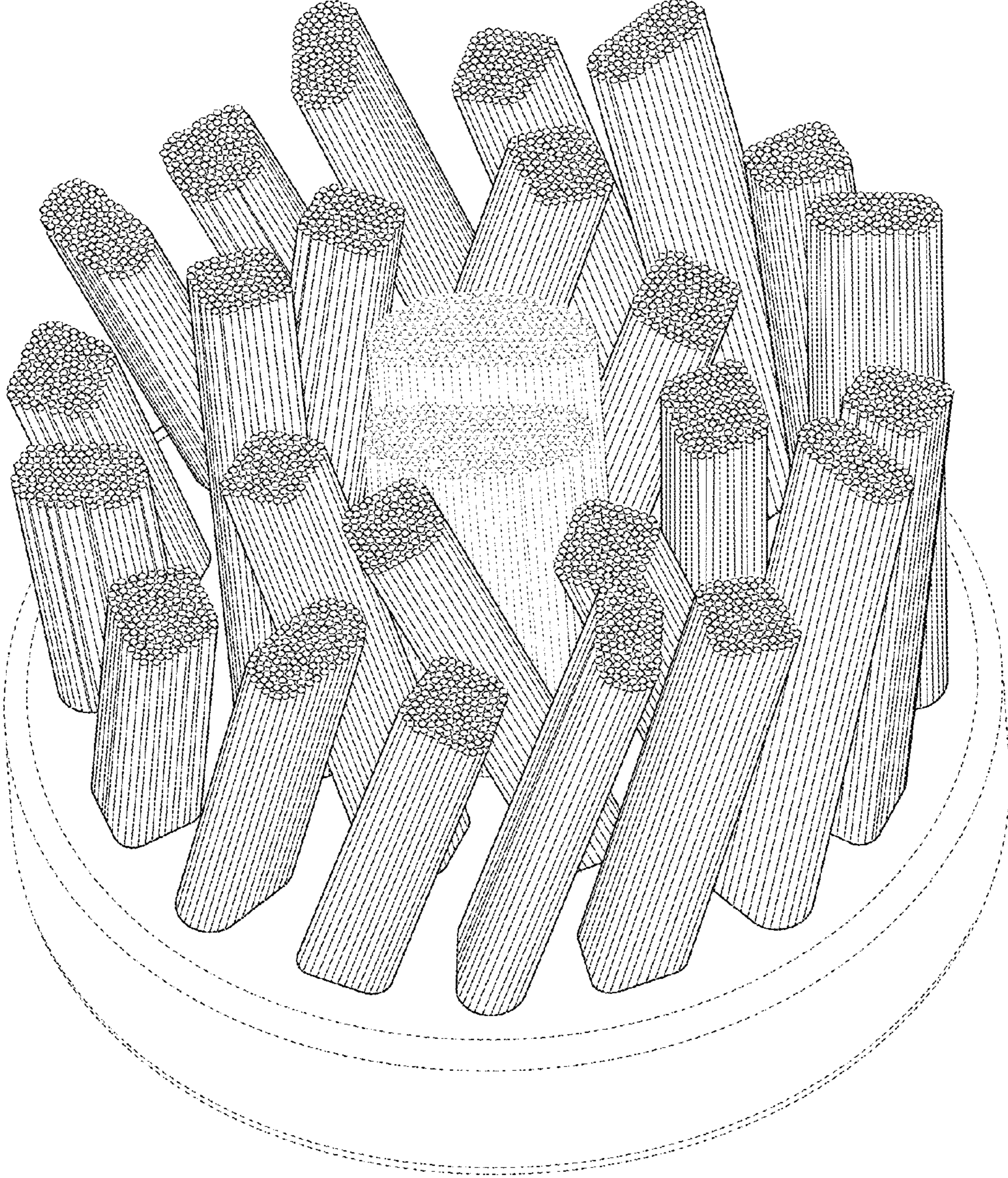


Fig. 1

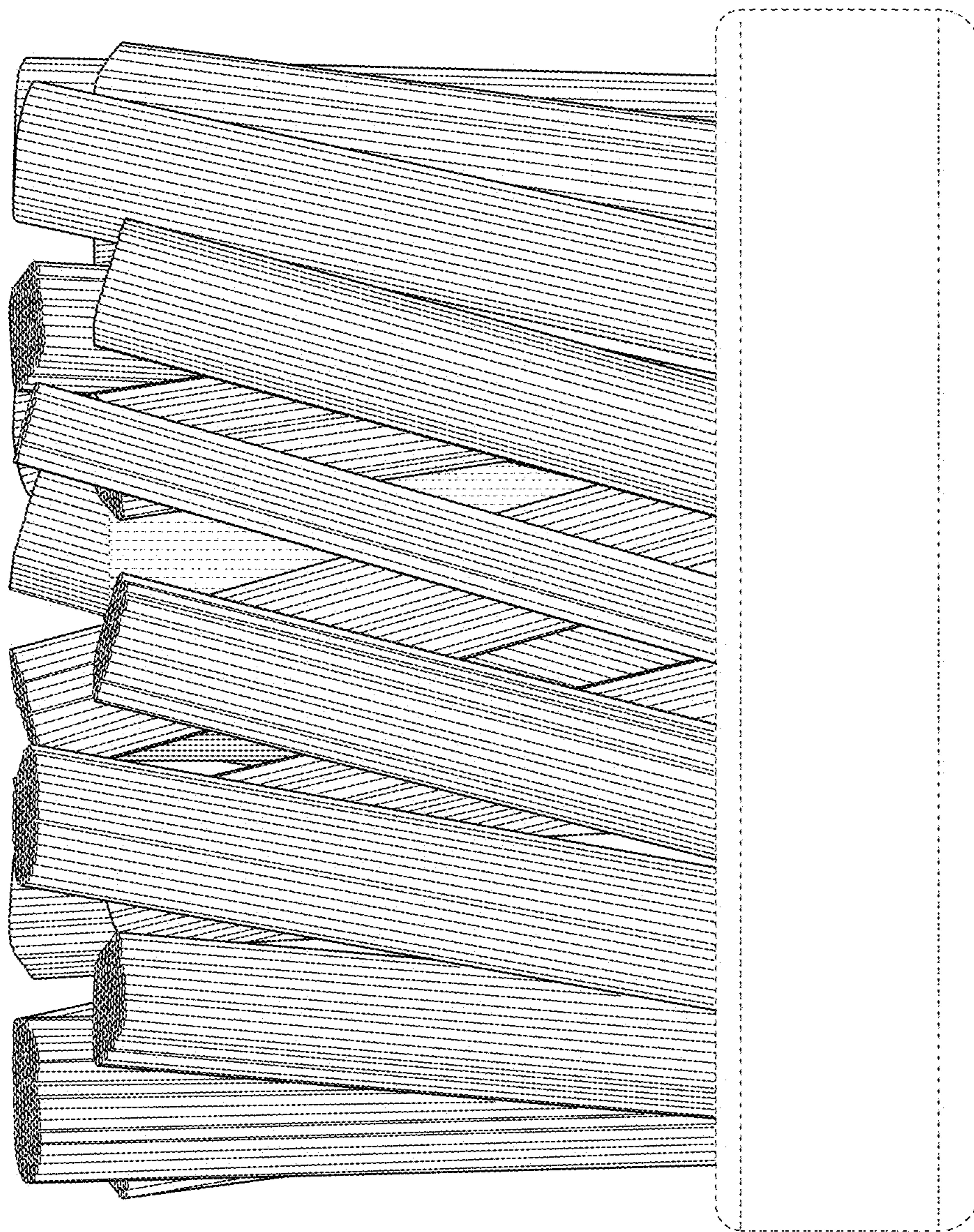


Fig. 2

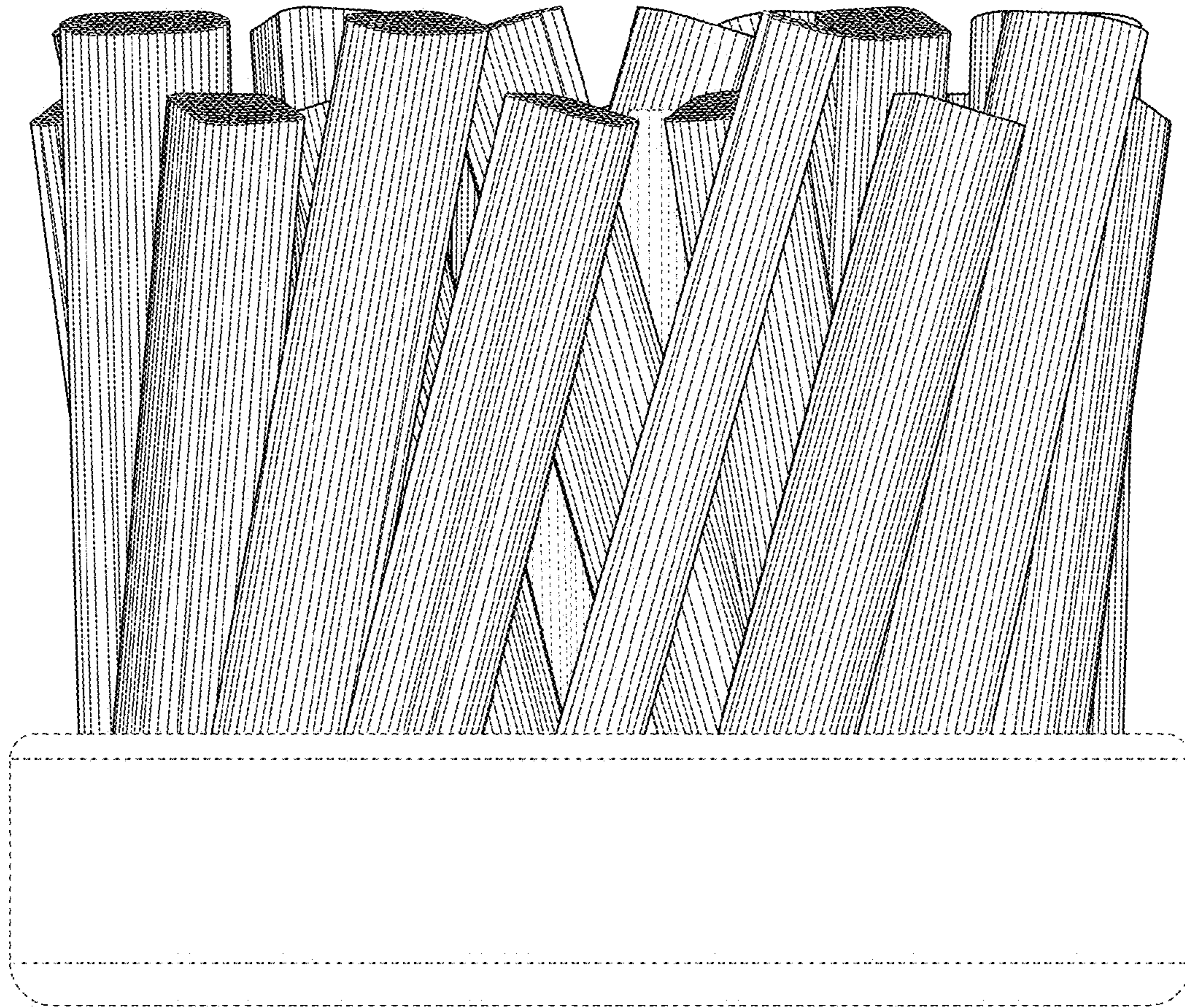


Fig. 3

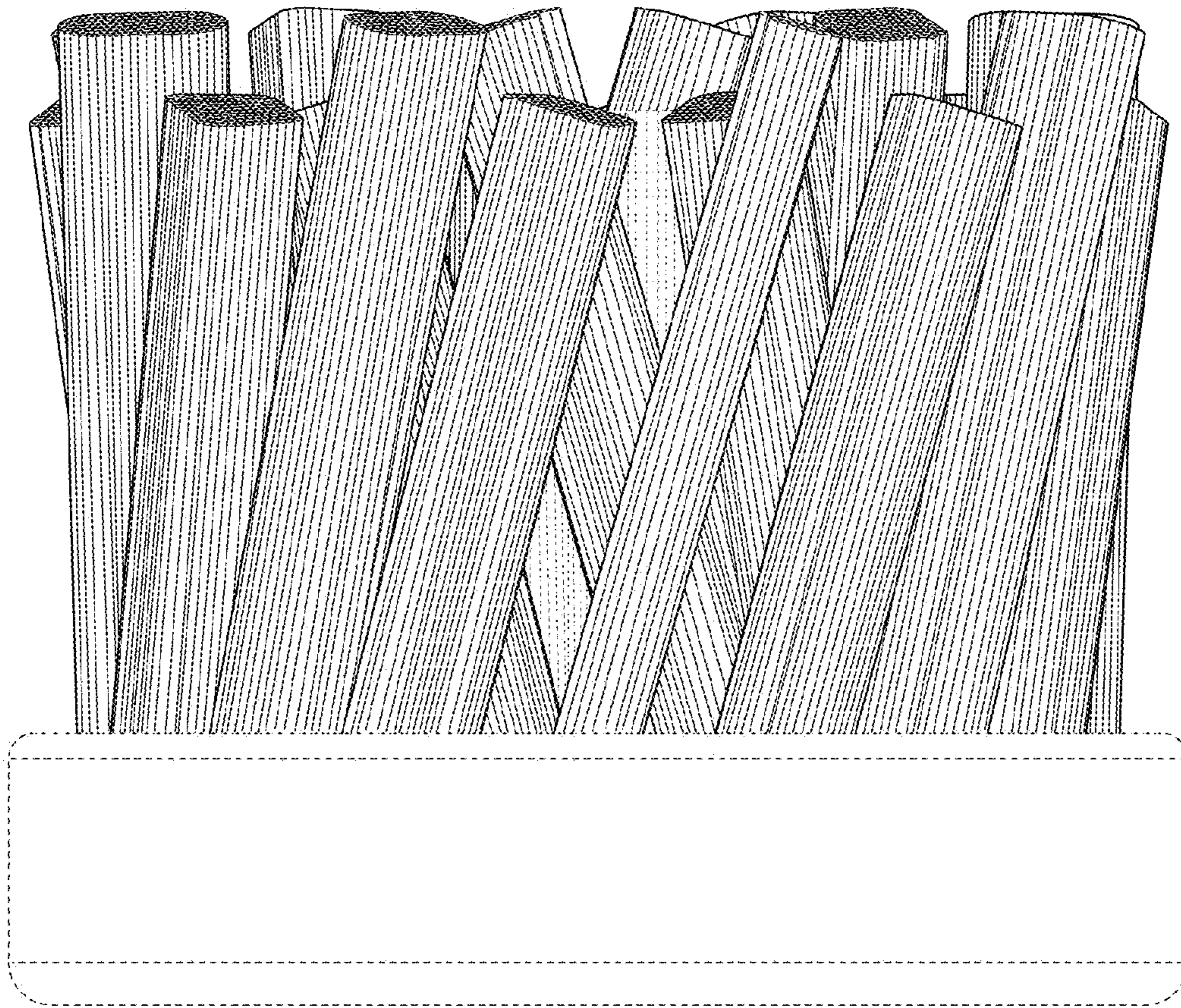


Fig. 4

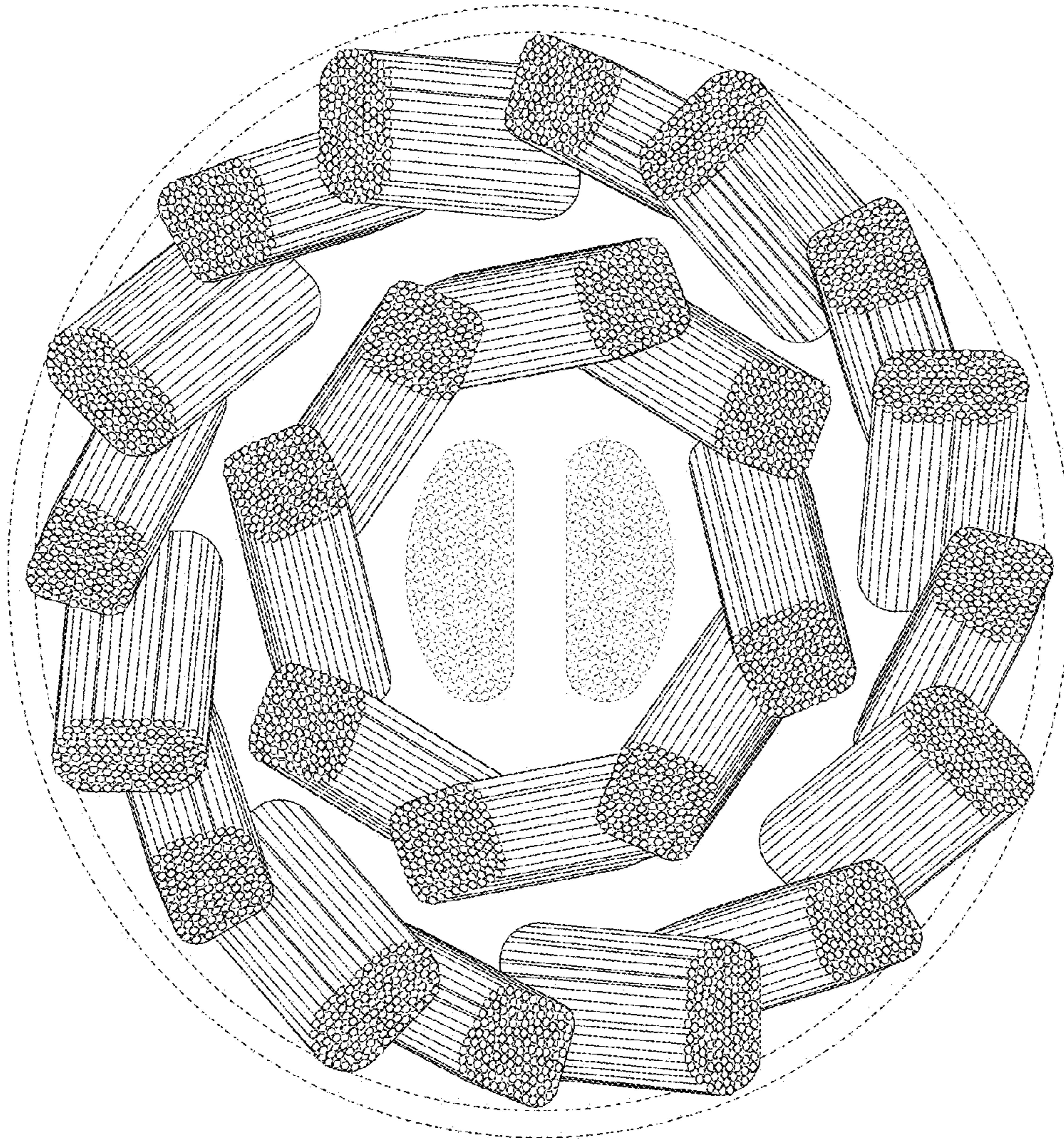


Fig. 5




Fig. 6

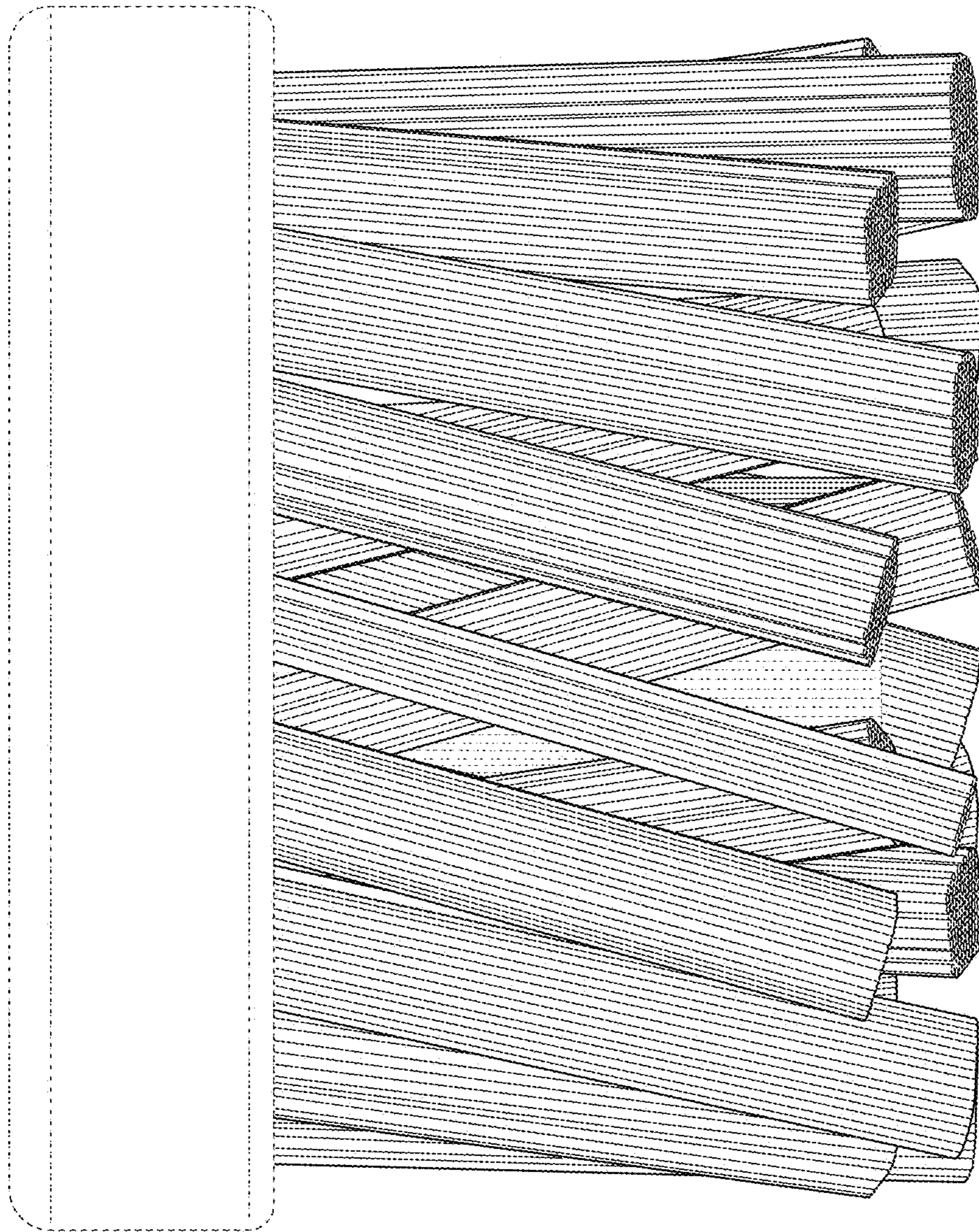


Fig. 7