



US00D734603S

(12) **United States Design Patent**
Francis et al.

(10) **Patent No.:** **US D734,603 S**
(45) **Date of Patent:** **** Jul. 21, 2015**

(54) **SHOE OUTSOLE**

(71) Applicant: **Honeywell International Inc.**,
Morristown, NJ (US)
(72) Inventors: **Stephen A. Francis**, Salisbury, MA
(US); **Paul Matonich**, Taylor Ridge, IL
(US); **Steve Chen**, Shanghai (CN)
(73) Assignee: **Honeywell International, Inc.**,
Morristown, NJ (US)

(**) Term: **14 Years**

(21) Appl. No.: **29/443,895**

(22) Filed: **Jan. 23, 2013**

(51) **LOC (10) Cl.** **02-04**

(52) **U.S. Cl.**
USPC **D2/959**; D2/951; D2/960

(58) **Field of Classification Search**
USPC D2/902, 906, 908, 916, 918, 925,
D2/946-962, 977; 36/3 B, 22 R, 24.5, 25 R,
36/28, 32 R, 34 R, 59 C, 67 A, 103
See application file for complete search history.

(56) **References Cited**

U.S. PATENT DOCUMENTS

D115,636 S *	7/1939	Sperry	D2/959
D137,439 S *	3/1944	Incardona	D2/949
D200,846 S *	4/1965	Bovay	D2/908
D204,186 S *	3/1966	Mattos	D2/959
D278,851 S *	5/1985	Austin	D2/959
D281,459 S *	11/1985	Parker	D2/959
D302,352 S *	7/1989	Austin	D2/959
D322,153 S *	12/1991	Schneider et al.	D2/959
D369,672 S *	5/1996	Tanaka et al.	D2/959
D412,239 S *	7/1999	Sorofman	D2/959
D427,758 S *	7/2000	Schneider	D2/959
D446,916 S *	8/2001	Cockrell	
D463,901 S *	10/2002	Adams et al.	D2/959

D483,934 S *	12/2003	Adams et al.	D2/959
D487,618 S *	3/2004	Amado et al.	D2/960
D488,916 S *	4/2004	McClaskie	D2/959
D500,401 S *	1/2005	Matis et al.	D2/959
D509,346 S *	9/2005	Recchi	D2/959
D527,172 S *	8/2006	Burg	D2/959
D529,696 S	10/2006	Cockrell	
D530,067 S	10/2006	Cockrell	
D545,036 S *	6/2007	Roulo	D2/959
D555,340 S *	11/2007	Chang	D2/959
D560,335 S *	1/2008	Turner et al.	D2/959
D573,335 S *	7/2008	Jensen	D2/959
D577,883 S *	10/2008	Link	D2/959
D586,544 S *	2/2009	Fuerst	D2/959

(Continued)

FOREIGN PATENT DOCUMENTS

EP 2449906 A2 5/2012

Primary Examiner — T. Chase Nelson

(74) *Attorney, Agent, or Firm* — Craig Thompson;
Thompson Patent Law

(57) **CLAIM**

The ornamental design for a shoe outsole, as shown and described.

DESCRIPTION

FIG. 1 is a front perspective view of a shoe outsole showing the new design.

FIG. 2 is a plan view of the shoe outsole of FIG. 1.

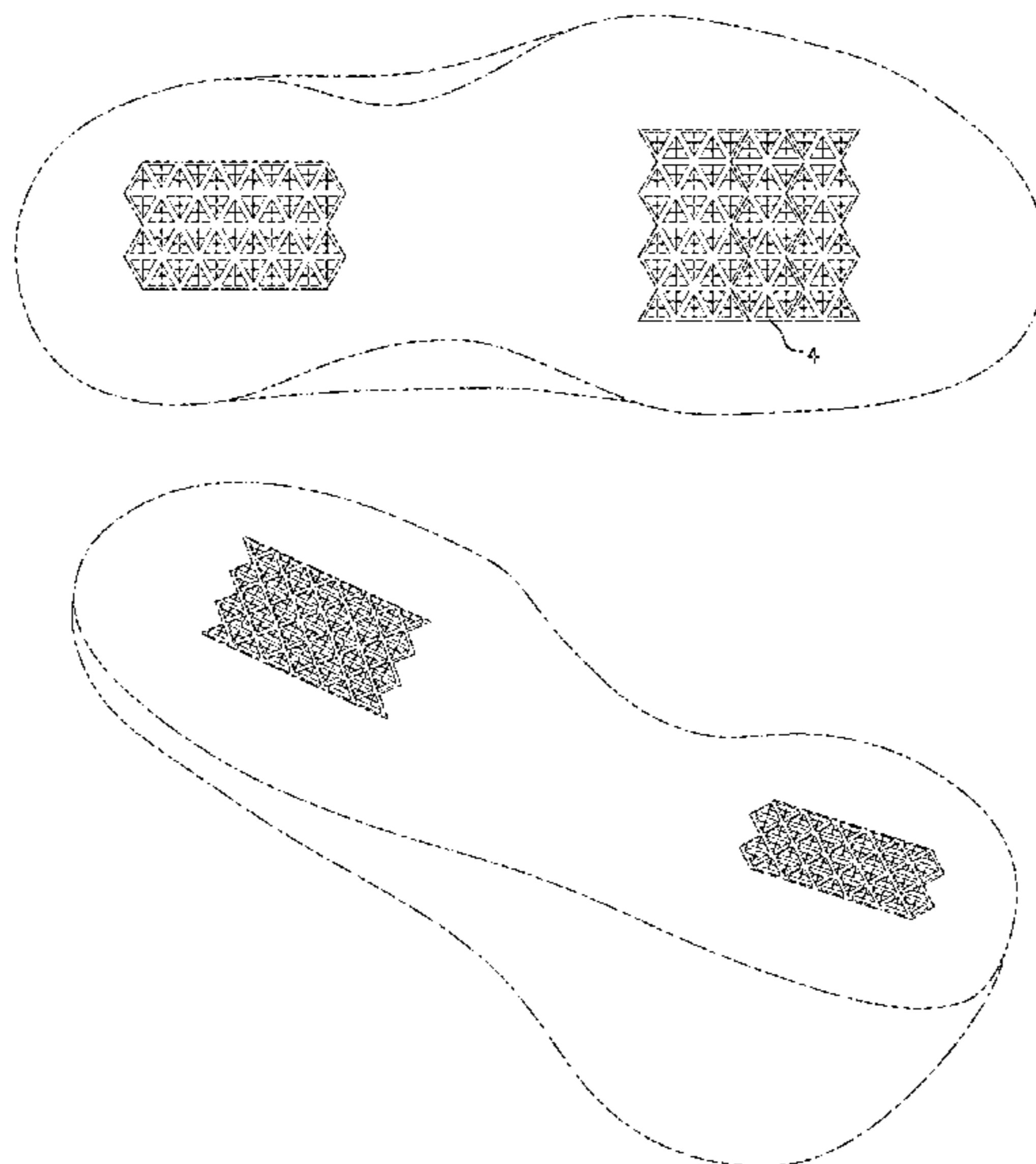
FIG. 3 is a rear perspective view of the shoe outsole of FIG. 1.

FIG. 4 is an enlarged, partial view of encircled area 4 in FIG. 2; and,

FIG. 5 is an enlarged, partial side view of the shoe outsole of FIG. 4.

The broken lines shown in the drawings illustrate unclaimed portions of the shoe outsole and form no part of the claimed design.

1 Claim, 5 Drawing Sheets



(56)

References Cited

U.S. PATENT DOCUMENTS

D611,691 S	3/2010	Lubart	
D621,143 S	8/2010	Lamont	
D625,500 S *	10/2010	Dekovic	D2/959
D632,467 S	2/2011	Lubart	
D635,342 S *	4/2011	Youn	D2/951
D637,381 S *	5/2011	Zappiello	D2/951
D638,616 S *	5/2011	Gibson	D2/959
D646,872 S *	10/2011	Rasmussen	D2/957
D646,874 S *	10/2011	Miner	D2/959
D651,787 S *	1/2012	Mahoney	D2/908
D662,695 S *	7/2012	McVicker et al.	D2/902
D664,748 S *	8/2012	Lubart	D2/923
D666,394 S *	9/2012	Mentha	D2/960
D668,437 S *	10/2012	Mahoney	D2/908
D676,224 S *	2/2013	Marshall	D2/953
D677,043 S *	3/2013	Loverin	D2/960
D677,454 S *	3/2013	Pizzuti	D2/960
D680,725 S *	4/2013	Avar et al.	D2/959
D682,524 S *	5/2013	James	D2/959
D683,118 S *	5/2013	Pauk	D2/959
D684,347 S *	6/2013	Chang	D2/959
8,505,219 B2 *	8/2013	Avar et al.	36/102
D689,275 S *	9/2013	Mahoney	D2/959
8,533,980 B2 *	9/2013	Elbaz et al.	36/103
D690,920 S *	10/2013	Petrie	D2/959
D702,032 S *	4/2014	Nakano	D2/959
D702,430 S *	4/2014	Nascimento	D2/959
8,726,540 B2 *	5/2014	Crowley et al.	36/8.1
2010/0275470 A1 *	11/2010	Hoffer et al.	36/3 R
2010/0299965 A1 *	12/2010	Avar et al.	36/102
2012/0159815 A1 *	6/2012	Dekovic et al.	36/103
2012/0180341 A1 *	7/2012	Crowley et al.	36/103
2013/0139412 A1 *	6/2013	Auger et al.	36/25 R
2014/0150297 A1 *	6/2014	Holmes et al.	36/103
2014/0202042 A1 *	7/2014	Berend et al.	36/25 R

* cited by examiner

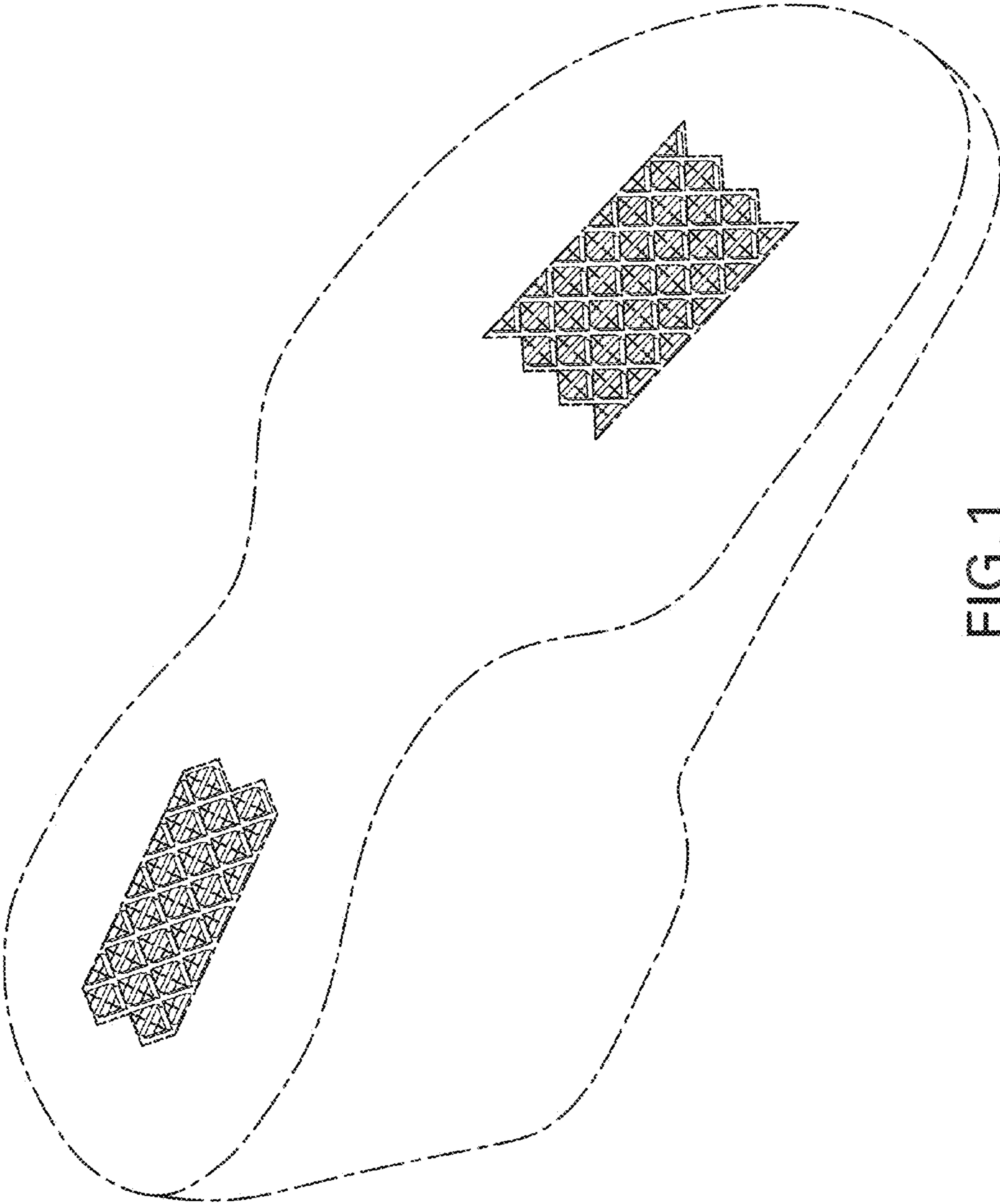


FIG. 1

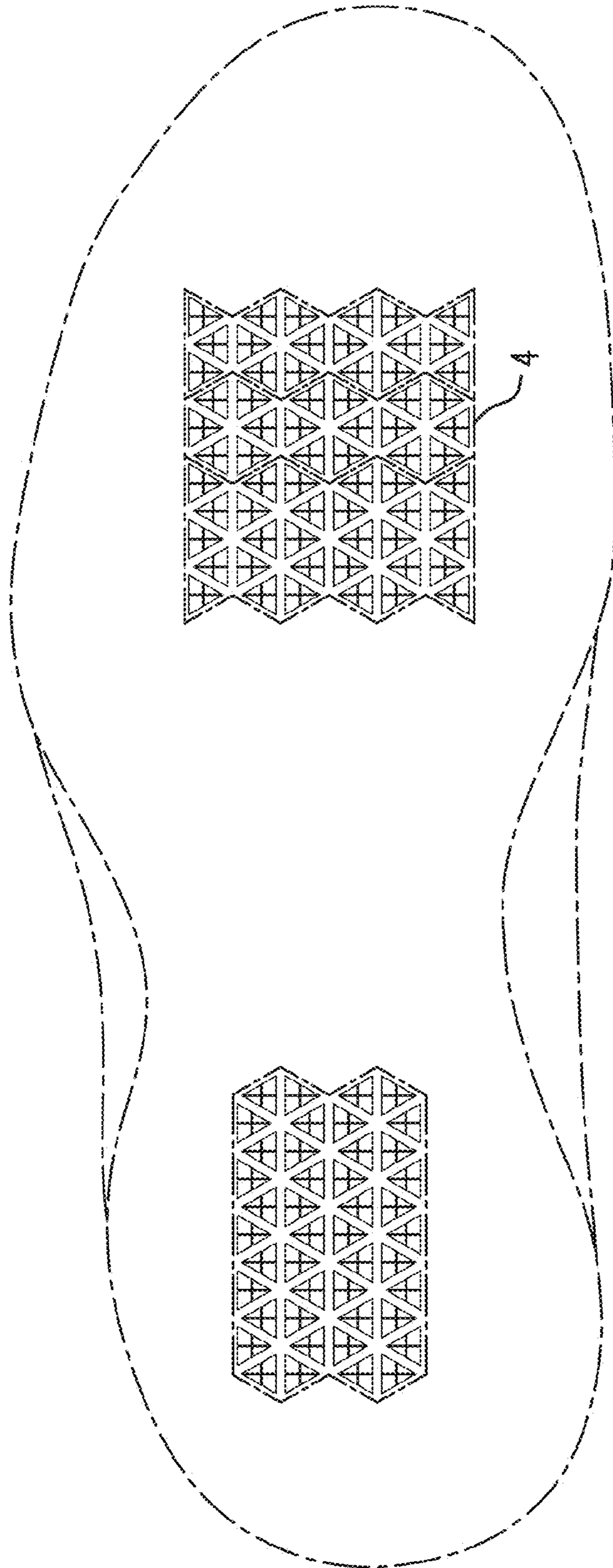


FIG. 2

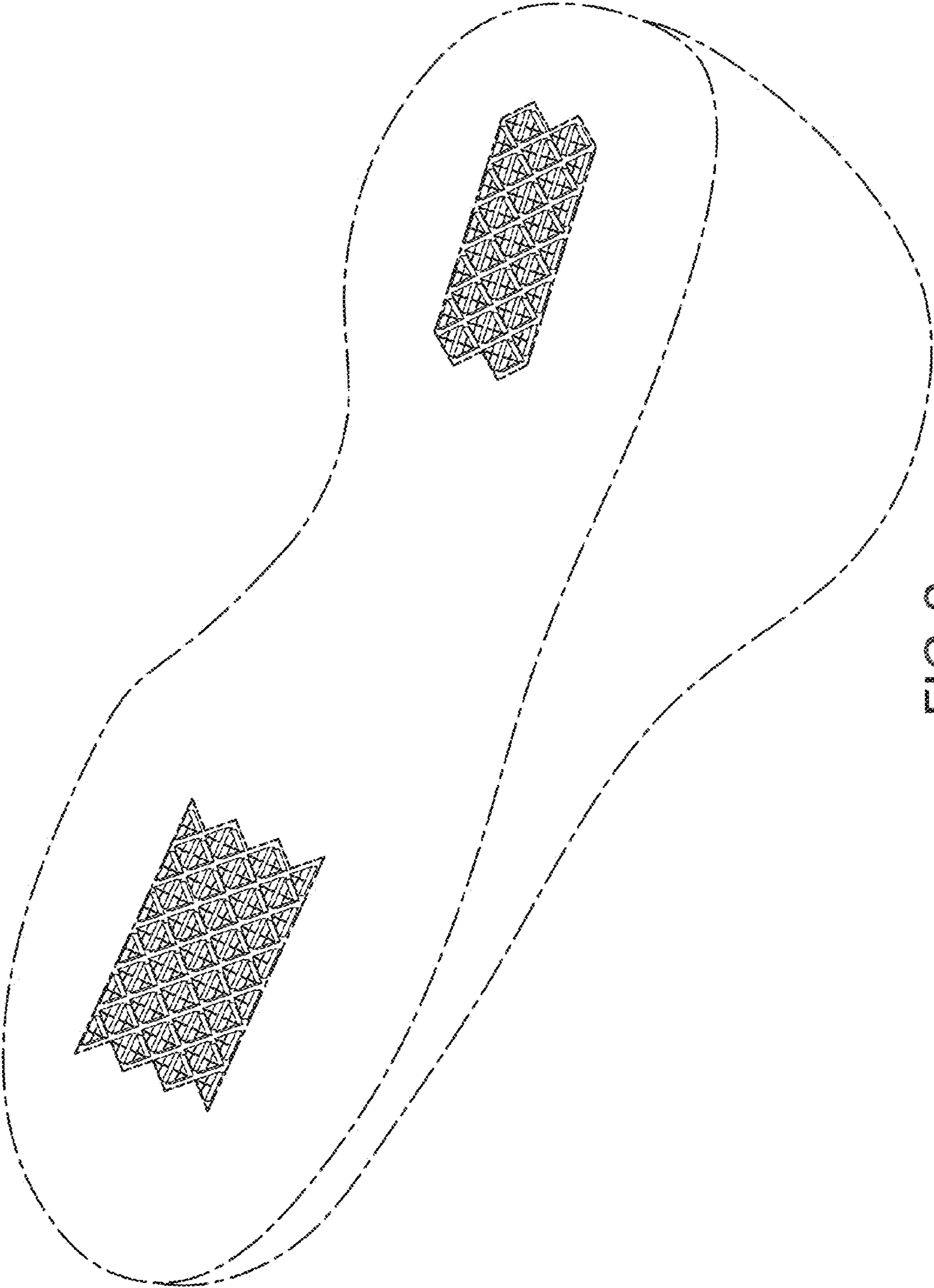


FIG. 3

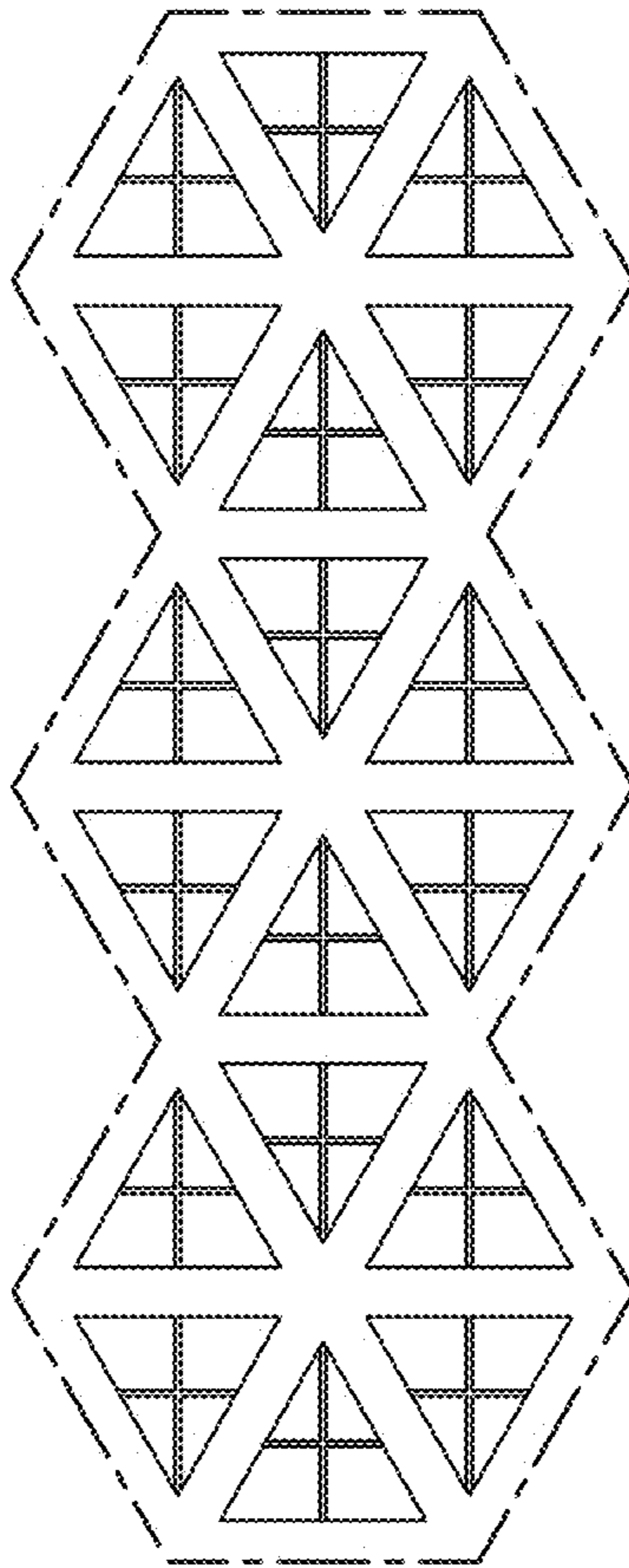


FIG.4

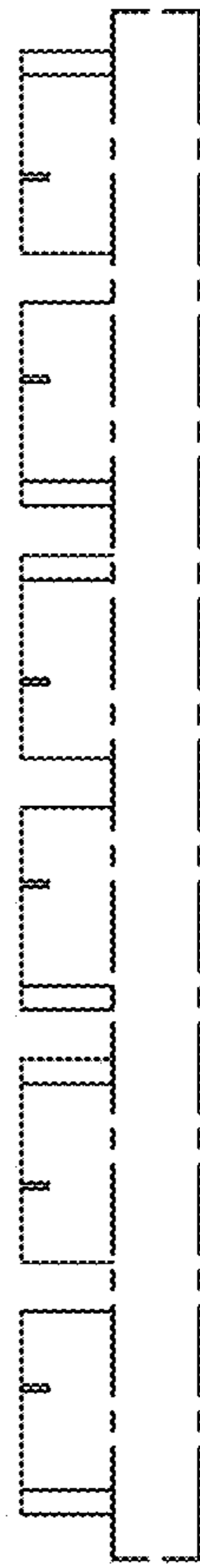


FIG. 5