

US00D734596S

(12) **United States Design Patent**
Lane, III et al.

(10) **Patent No.:** **US D734,596 S**
(45) **Date of Patent:** **** Jul. 21, 2015**

(54) **GOLF SHOE**

(56) **References Cited**

(71) Applicant: **Acushnet Company**, Fairhaven, MA
(US)

U.S. PATENT DOCUMENTS

(72) Inventors: **John F. Lane, III**, Weymouth, MA (US);
Jonathan G. Bacon, East Taunton, MA
(US); **Douglas K. Robinson, Jr.**,
Mansfield, MA (US); **James M. Feeney**,
Marion, MA (US); **Robert S. Bento**,
Raynham, MA (US)

2,847,769	A *	8/1958	Schlesinger	36/127
D235,700	S *	7/1975	Seater	D2/906
4,524,531	A *	6/1985	VanDeripe	36/127
4,704,809	A *	11/1987	Ballard	36/127
4,819,940	A *	4/1989	Davis	473/217
D411,245	S *	6/1999	Edwards	D2/969
D512,823	S *	12/2005	Robinson et al.	D2/969
D514,293	S *	2/2006	Feeney	D2/969
D514,296	S *	2/2006	Erickson et al.	D2/969
D541,516	S *	5/2007	Lane, III	D2/969
D560,339	S *	1/2008	Lane et al.	D2/969
D560,340	S *	1/2008	Lane, III	D2/969
D560,342	S *	1/2008	Lane, III	D2/969
D560,897	S *	2/2008	Feeney et al.	D2/969
D571,992	S *	7/2008	Robinson et al.	D2/969
D571,996	S	7/2008	Lane, III	

(73) Assignee: **Acushnet Company**, Fairhaven, MA
(US)

(**) Term: **14 Years**

(Continued)

(21) Appl. No.: **29/456,316**

Primary Examiner — Elizabeth J Oswecki

(22) Filed: **May 30, 2013**

(74) *Attorney, Agent, or Firm* — Daniel W. Sullivan

(51) **LOC (10) Cl.** **02-04**

(52) **U.S. Cl.**
USPC **D2/906**

(57) **CLAIM**

The ornamental design for a golf shoe, as shown and described.

(58) **Field of Classification Search**

DESCRIPTION

USPC D2/896, 902, 905, 906, 907, 908, 909,
D2/910, 911, 912, 943, 944, 945, 969, 972,
D2/973, 977, 978; 36/83, 113, 114, 115,
36/116, 126–131, 134, 3 R, 3 A, 45, 46.5,
36/47, 48, 49, 50.1, 50.5, 51, 52, 53, 54,
36/55, 56, 57, 58

CPC A43B 5/00; A43B 5/001; A43B 5/003;
A43B 5/007; A43B 5/008; A43B 5/02;
A43B 5/025; A43B 5/06; A43B 5/08; A43B
5/10; A43B 5/12; A43B 5/14; A43B 5/145;
A43B 5/18; A43B 5/185; A43B 23/00;
A43B 23/021; A43B 23/0215; A43B 23/04;
A43B 23/042; A43B 23/045; A43B 23/047;
A43B 23/26; A43B 1/08; A43B 1/14; A43B
1/00

FIG. 1 is a top perspective view of a golf shoe showing our new design;
FIG. 2 is a lateral side elevation view thereof;
FIG. 3 is a top plan view thereof;
FIG. 4 is a medial side elevation view thereof;
FIG. 5 is a bottom plan view thereof;
FIG. 6 is a front elevation view thereof;
FIG. 7 is a rear elevation view thereof; and,
FIG. 8 is a bottom perspective view thereof.
The broken lines shown on the top surface of the shoe in FIGS. 1-8 represent thread stitching. The broken lines in FIGS. 1-5 and 7 and 8 showing the logo, "FJ," form no part of the claimed design.

See application file for complete search history.

1 Claim, 5 Drawing Sheets



(56)

References Cited

U.S. PATENT DOCUMENTS

D595,493 S * 7/2009 Lane, III D2/969
D595,945 S * 7/2009 Mochen D2/969
D595,946 S * 7/2009 Lane et al. D2/969
D595,947 S * 7/2009 Montes D2/969
D603,596 S * 11/2009 Feeney et al. D2/969
D604,034 S * 11/2009 Bacon D2/969

D628,373 S * 12/2010 Lane, III D2/969
D628,783 S * 12/2010 Mochen et al. D2/969
D628,786 S 12/2010 Lane, III
D633,702 S 3/2011 Mochen et al.
D654,681 S 2/2012 Bacon
D663,934 S * 7/2012 Bacon D2/969
D707,938 S * 7/2014 Spring D2/969
D712,130 S * 9/2014 Lonigan D2/969

* cited by examiner




FIG. 1

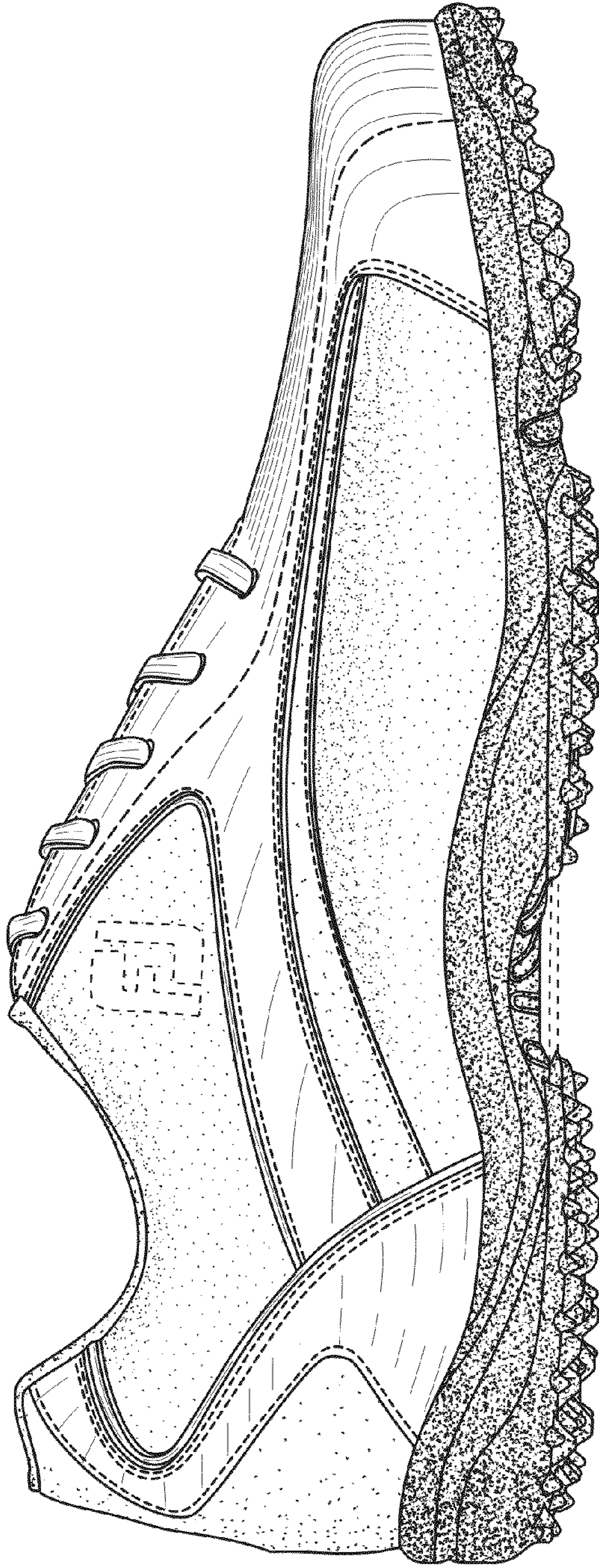


FIG. 2

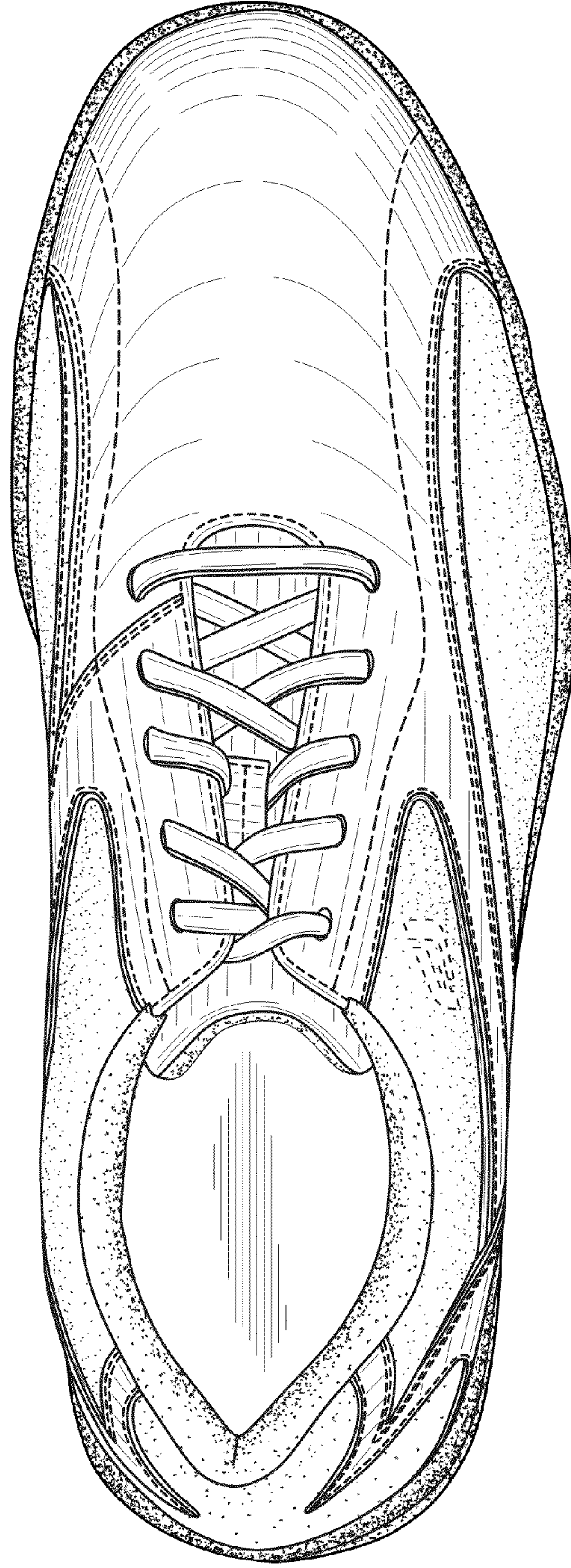


FIG. 3

FIG. 4

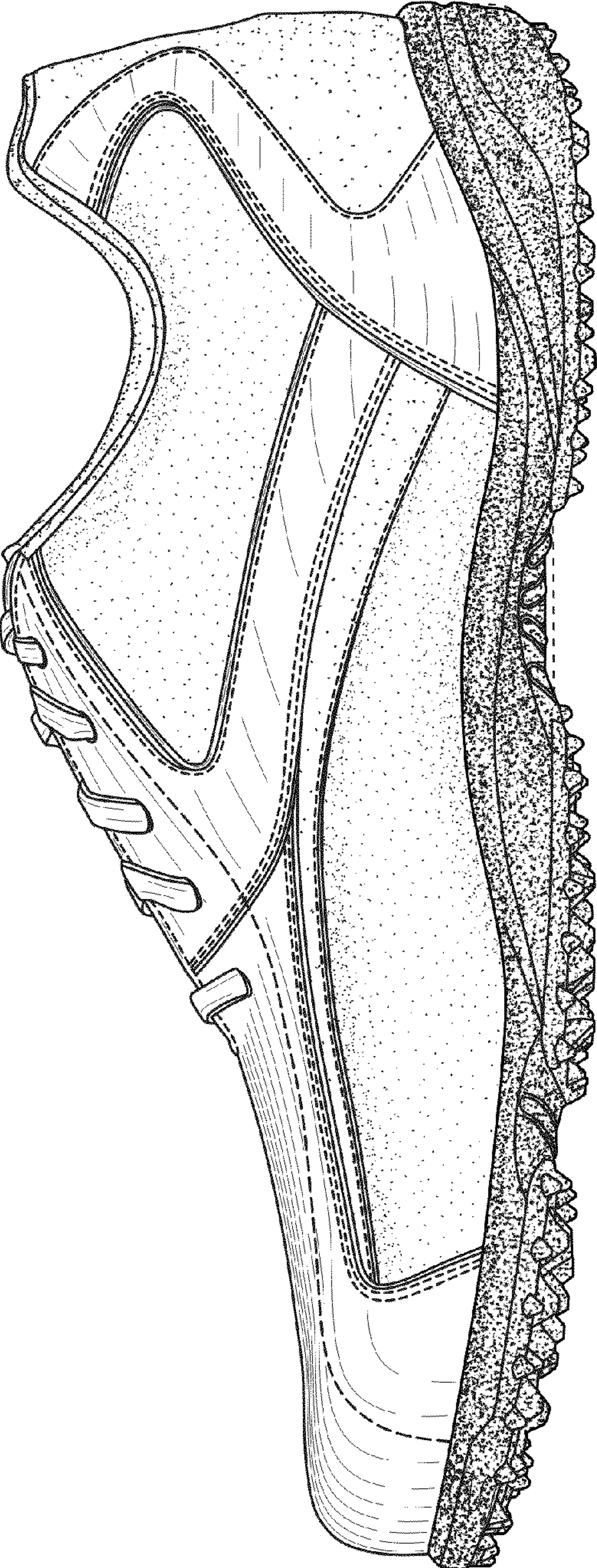
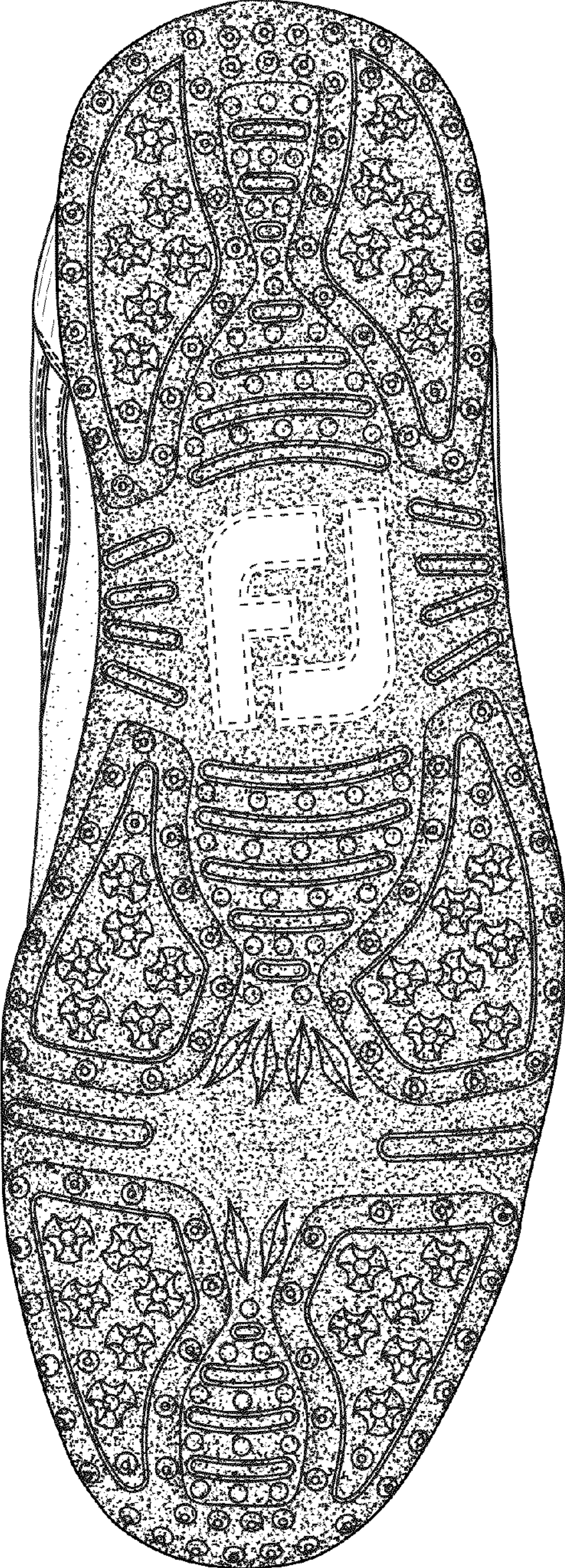


FIG. 5



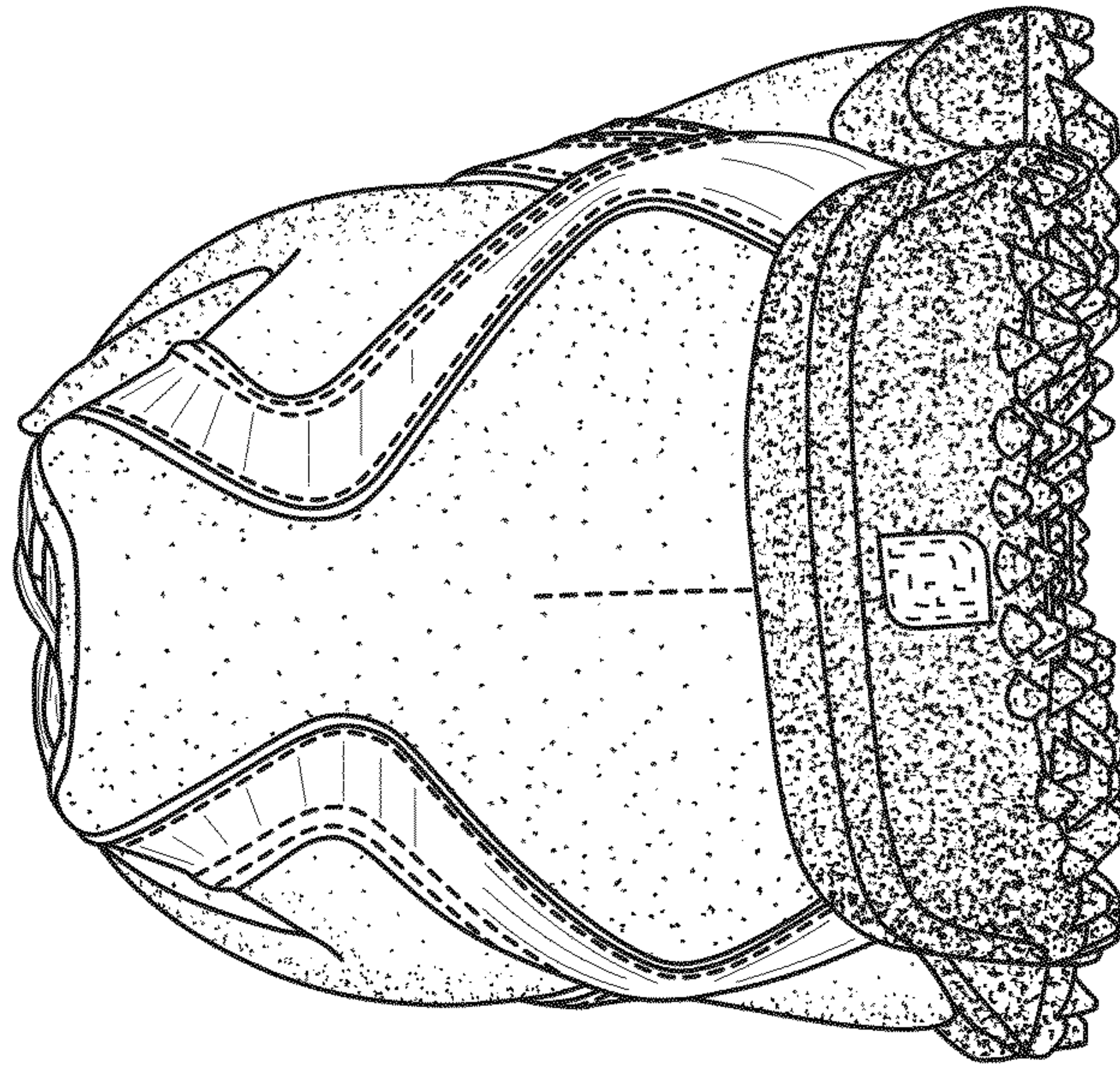


FIG. 7

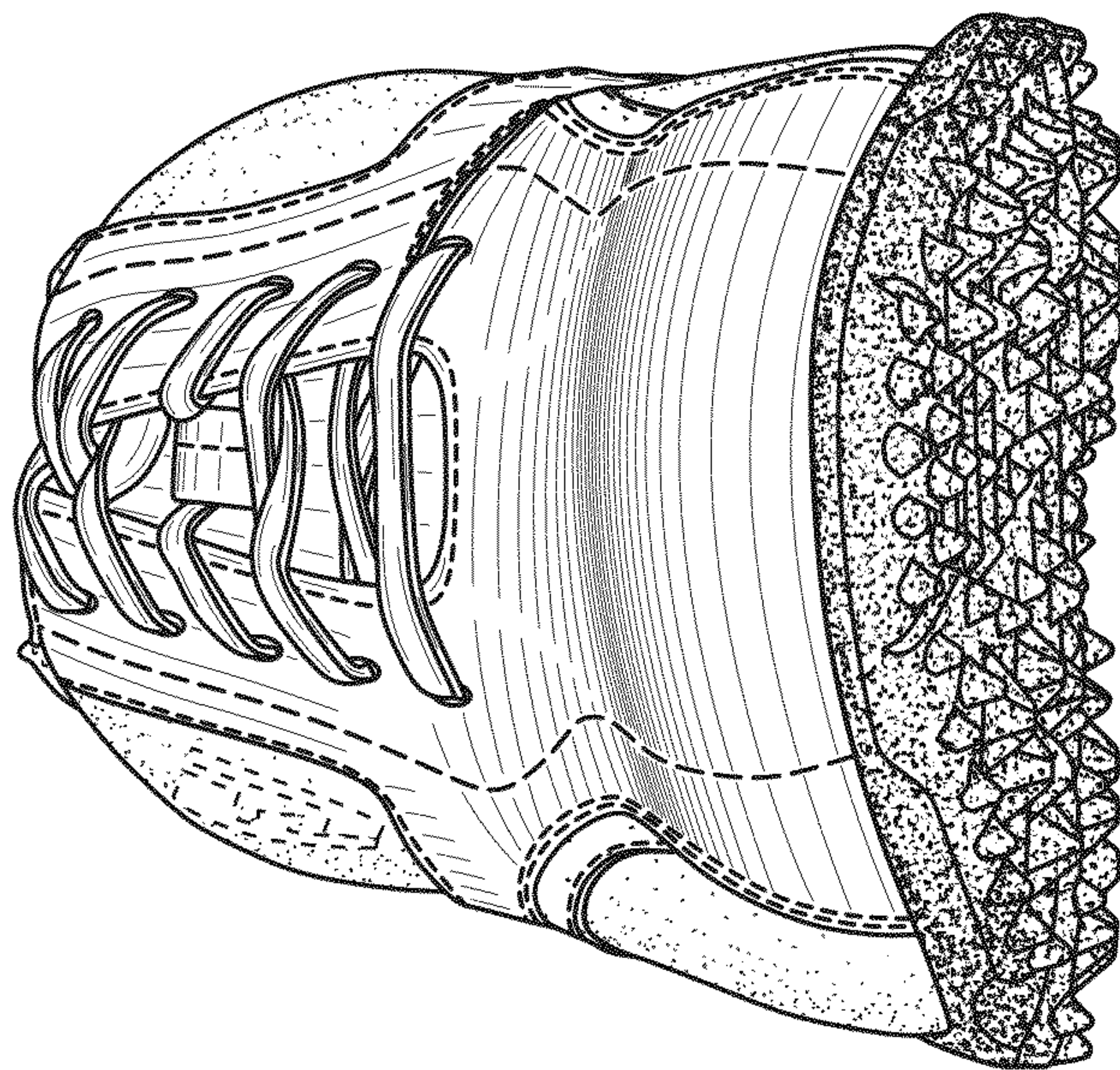


FIG. 6

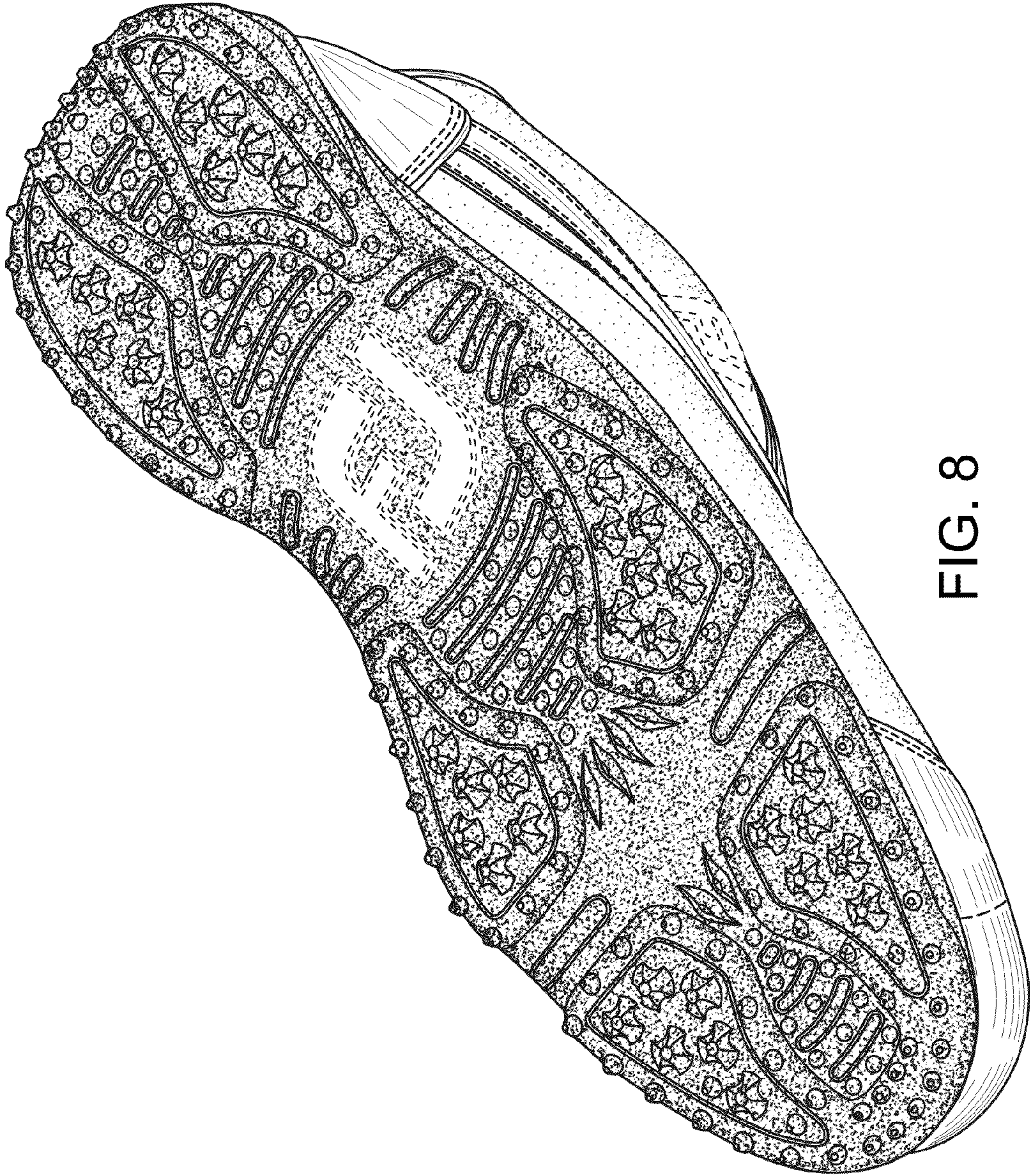


FIG. 8