



US00D734594S

(12) **United States Design Patent**
Phillips

(10) **Patent No.:** **US D734,594 S**

(45) **Date of Patent:** **** Jul. 21, 2015**

(54) **HAT**

(71) Applicant: **Jennifer Phillips**, Ontario, CA (US)

(72) Inventor: **Jennifer Phillips**, Ontario, CA (US)

(**) Term: **14 Years**

(21) Appl. No.: **29/465,937**

(22) Filed: **Sep. 3, 2013**

(51) **LOC (10) Cl.** **02-03**

(52) **U.S. Cl.**
USPC **D2/880**

(58) **Field of Classification Search**
USPC D2/865, 866, 867, 868, 869, 870, 874,
D2/875, 877, 878, 880, 881, 885, 889, 890,
D2/891, 895; 2/68, 171, 171.03, 171.04,
2/171.1, 171.6, 171.7, 172, 173, 173.5,
2/181, 183, 195.1, 195.7, 195.8, 200.1,
2/200.3, 202, 203, 205, 207, 209.11,
2/209.13
CPC A42B 1/04; A42B 1/06; A42B 1/22;
A42B 1/24; A42B 1/004; A42B 1/041;
A42B 1/045; A42B 1/048; A42B 1/066;
A42B 1/208; A42B 1/241; A42B 3/003
See application file for complete search history.

D81,055 S 4/1930 Heater
1,795,599 A 3/1931 Grumbach
RE18,081 E 5/1931 Lipper
1,879,353 A 9/1932 Levi
1,950,081 A * 3/1934 De Laney 2/68
1,991,055 A 2/1935 Levy
D104,586 S 5/1937 Sheindelman
D108,757 S * 3/1938 Tannenbaum D2/501
D108,831 S 3/1938 Forman
2,192,837 A * 3/1940 Lusk 2/68
D129,997 S * 10/1941 Jacobson D2/889
D136,853 S * 12/1943 Goodman D2/881
D137,454 S * 3/1944 Matlen D29/106
D153,623 S 5/1949 Peters
D162,014 S 2/1951 Deslauriers
2,665,427 A 1/1954 Street et al.
D171,903 S 4/1954 Litwin
D235,940 S 7/1975 Stock
D237,844 S 12/1975 Stock
D362,106 S 9/1995 Wauldron

(Continued)

Primary Examiner — Karen S Acker
Assistant Examiner — Wendy Arminio
(74) *Attorney, Agent, or Firm* — Heidi L. Eisenhut; Loza & Loza, LLP

(57) **CLAIM**
The ornamental design for a hat, as shown and described.

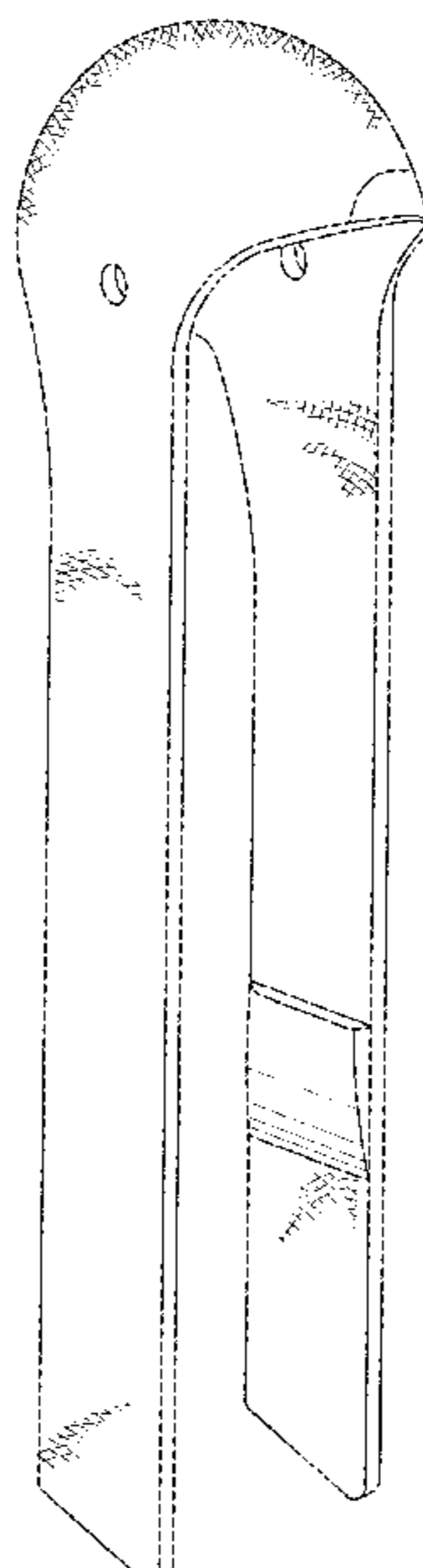
DESCRIPTION

FIG. 1 is a front perspective view of a hat of the present invention;
FIG. 2 is a front elevation view of the hat of FIG. 1;
FIG. 3 is a back elevation view of the hat of FIG. 1;
FIG. 4 is a left side elevation view of the hat of FIG. 1;
FIG. 5 is a right side elevation view of the hat of FIG. 1;
FIG. 6 is a top plan view of the hat of FIG. 1; and,
FIG. 7 is a bottom plan view of the hat of FIG. 1.

1 Claim, 4 Drawing Sheets

(56) **References Cited**
U.S. PATENT DOCUMENTS

160,452 A	3/1875	Mendel	
335,300 A	2/1886	Ovenu	
1,203,870 A	11/1916	Hallam et al.	
1,286,854 A	12/1918	Webb et al.	
1,316,778 A *	9/1919	Ensten	2/203
D56,123 S *	8/1920	Forbes	D2/867
1,399,523 A *	12/1921	Sable	2/203
D65,614 S	9/1924	McCoy	
1,720,560 A *	7/1929	Lipper	2/195.8



(56)

References Cited

U.S. PATENT DOCUMENTS

D366,557 S	1/1996	Ashby et al.	
D408,966 S *	5/1999	Lawrence	D2/825
D426,371 S *	6/2000	Mandzick	D2/878
6,189,152 B1	2/2001	Lofton	
D440,381 S *	4/2001	Webb et al.	D2/879
D472,367 S	4/2003	Maya	
D478,204 S	8/2003	Cortez et al.	
6,678,896 B2	1/2004	Robinson et al.	
D525,767 S	8/2006	Boyle	
D610,782 S	3/2010	Simmonds	
D617,533 S *	6/2010	Douglas et al.	D2/825
D621,591 S	8/2010	Gloege	
D629,180 S	12/2010	Hood	
D645,646 S	9/2011	Fuglsang	
D662,692 S	7/2012	Asimenu	
D665,154 S *	8/2012	Richards	D2/878
D681,919 S *	5/2013	Phillips	D2/825
8,505,117 B2 *	8/2013	Park	2/202
D711,630 S *	8/2014	Wilson	D2/870
2005/0039242 A1 *	2/2005	Edmondson	2/207
2010/0263103 A1 *	10/2010	Clarke	2/69

* cited by examiner

FIG. 1

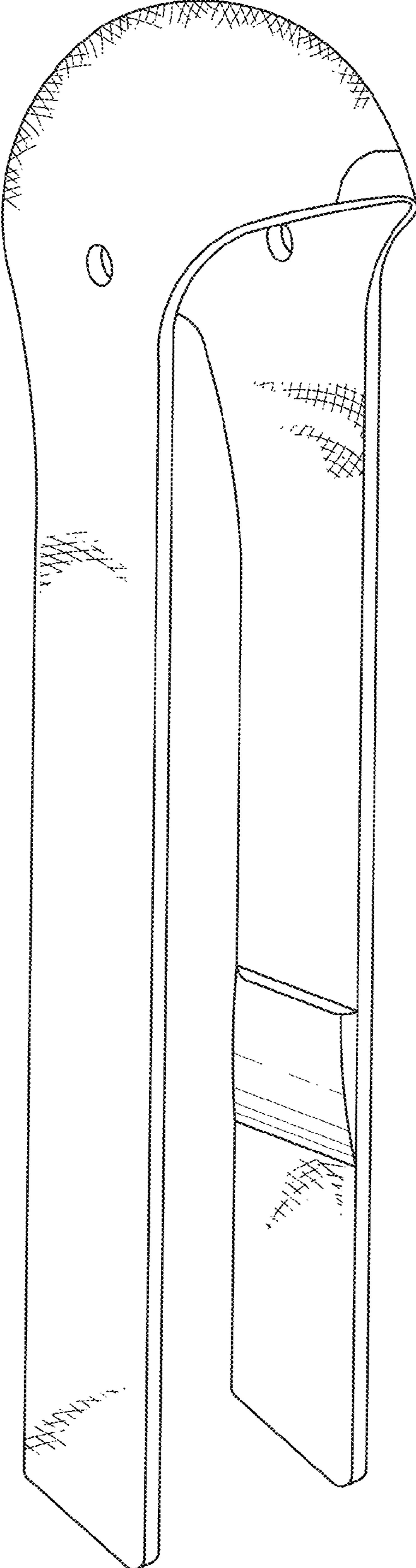


FIG. 2




FIG. 3




FIG. 4

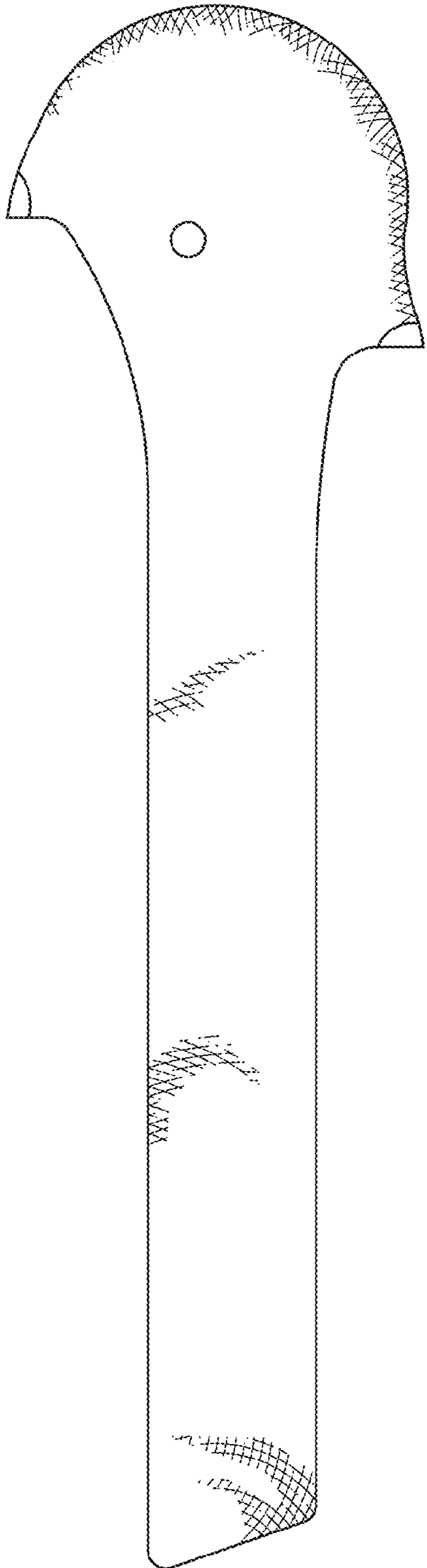
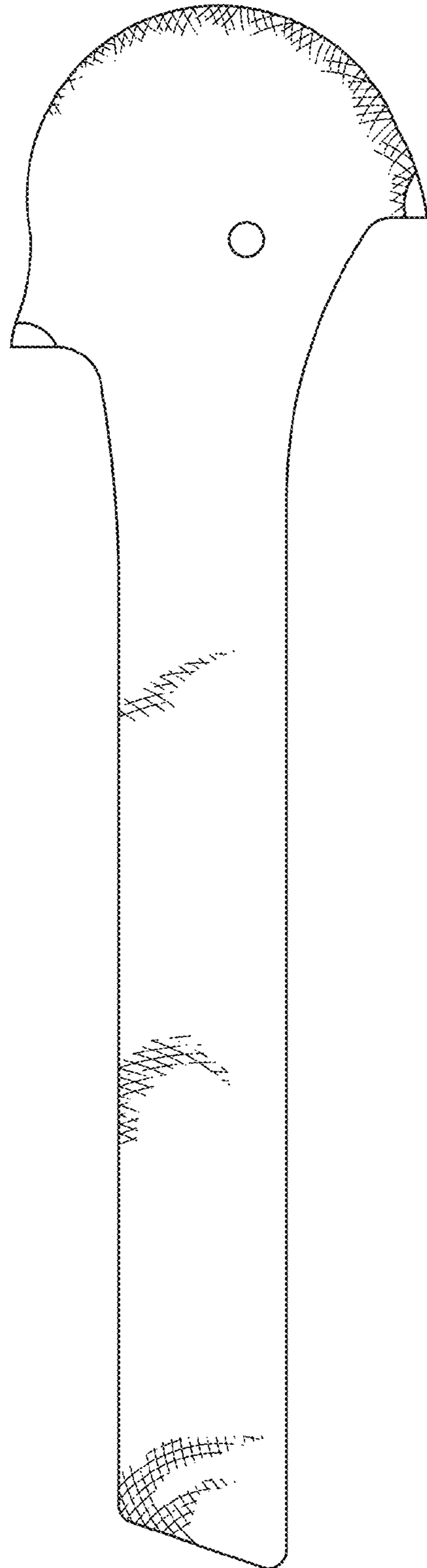


FIG. 5



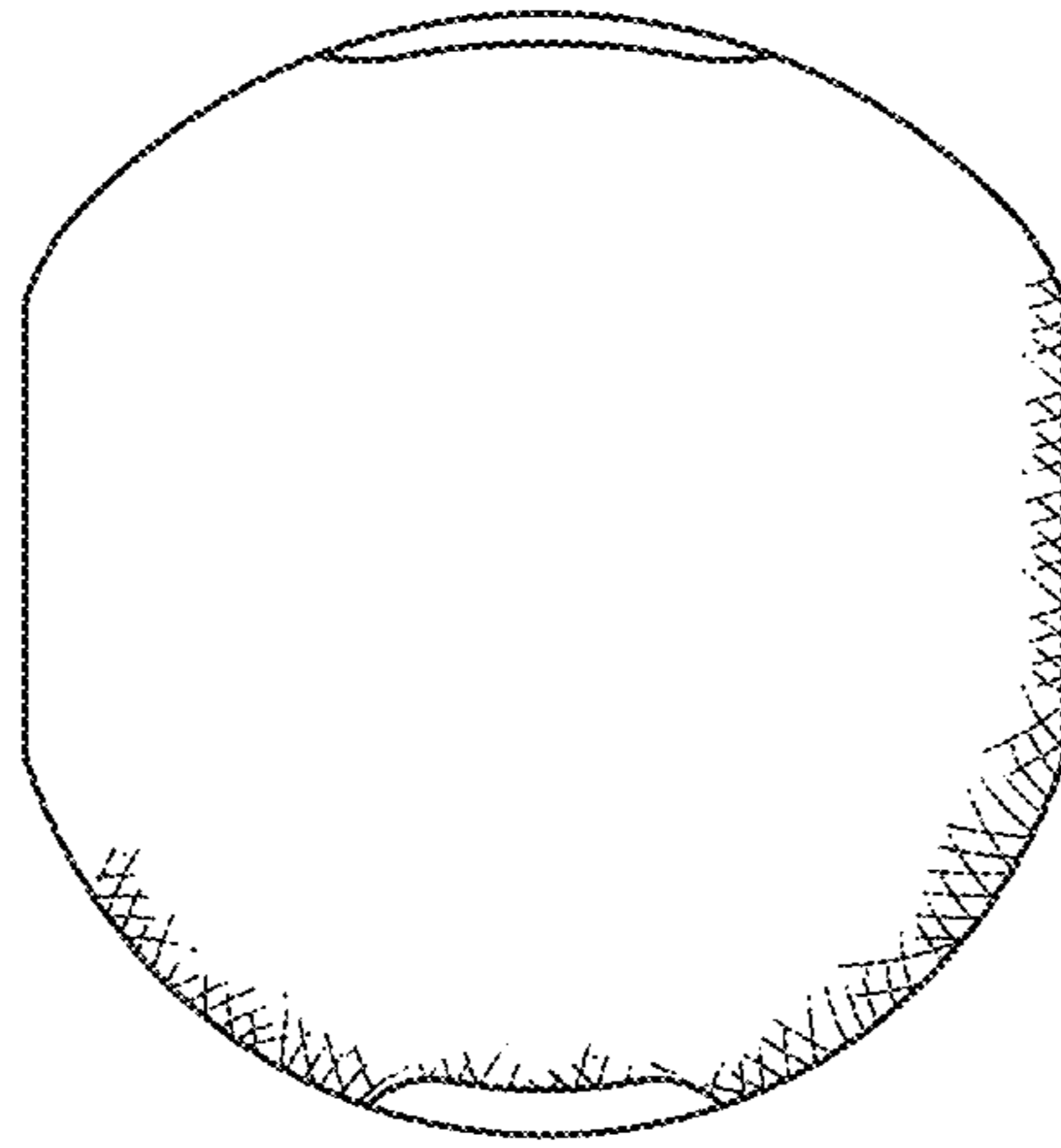


FIG. 6

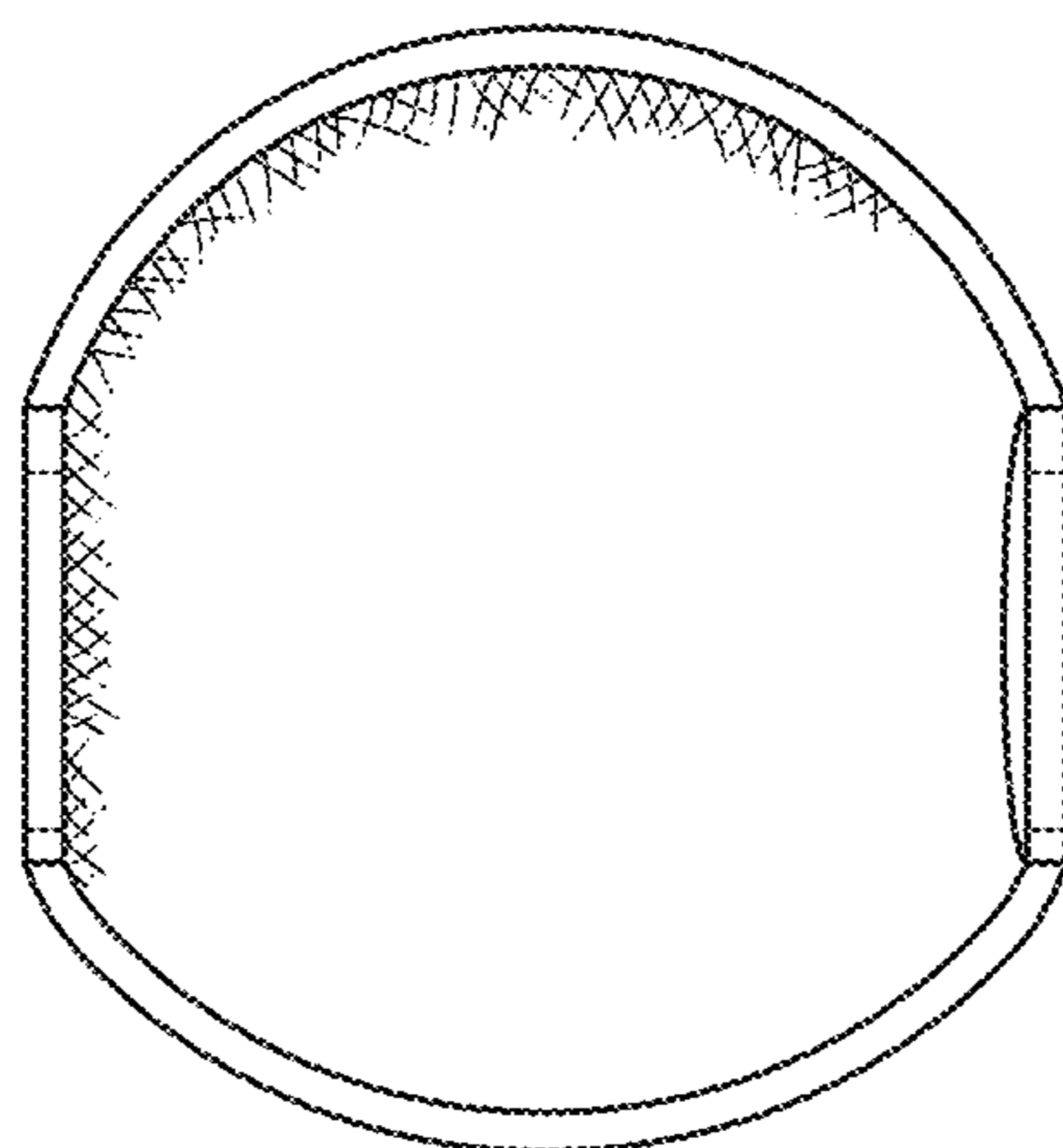


FIG. 7