



US00D734591S

(12) **United States Design Patent**
Jirsa

(10) **Patent No.:** **US D734,591 S**
(45) **Date of Patent:** **** Jul. 21, 2015**

- (54) **UNDERGARMENT STRAP**
- (71) Applicant: **Jaclyn L. Jirsa**, New York, NY (US)
- (72) Inventor: **Jaclyn L. Jirsa**, New York, NY (US)
- (73) Assignee: **LALO 4073, LLC**, New York, NY (US)
- (**) Term: **14 Years**
- (21) Appl. No.: **29/462,192**
- (22) Filed: **Jul. 31, 2013**
- (51) **LOC (10) Cl.** **02-01**
- (52) **U.S. Cl.**
USPC **D2/700; D24/190**
- (58) **Field of Classification Search**
USPC D2/700, 701, 702, 703, 704, 705, 706,
D2/707, 708, 709, 710, 731, 736, 737, 739,
D2/624, 625, 627, 628, 629, 631, 634, 635,
D2/639, 999; D11/3, 11, 17, 212;
D24/190; 2/45, 67, 109, 110, 113, 329,
2/338, 339, 327; 450/1, 2, 3, 11, 14, 26,
450/28, 56, 64, 70, 75, 77, 86; 602/19, 20
See application file for complete search history.

(56) **References Cited**

U.S. PATENT DOCUMENTS

47,836	A *	5/1865	Kimball et al.	2/45
84,787	A *	12/1868	Adamson	2/45
370,055	A *	9/1887	Haley	2/45
508,048	A *	11/1893	Post	2/329
1,167,741	A *	1/1916	Clarke	450/56
D76,139	S *	8/1928	Kinsley	D11/3
1,897,296	A *	2/1933	Block	2/329
2,118,378	A *	5/1938	Graham	2/328
2,233,397	A *	3/1941	Bloom	119/857
2,406,699	A *	8/1946	Lustig	450/64
2,636,175	A *	4/1953	Hoffman, Jr.	2/55
3,071,140	A *	1/1963	Adler	450/86
3,338,236	A *	8/1967	McLeod, Jr.	602/19
3,382,868	A *	5/1968	Stiefel	
3,465,754	A *	9/1969	Lockwood et al.	450/1

3,548,818	A *	12/1970	Kaplan	602/19
4,570,619	A *	2/1986	Gamm	
4,784,128	A *	11/1988	Scheuermann	602/61
5,133,340	A *	7/1992	Koopmann	602/19
5,149,293	A *	9/1992	Gable	450/86

(Continued)

FOREIGN PATENT DOCUMENTS

CN 201542782 U 8/2010

Primary Examiner — Karen E. Eldridge Powers

Assistant Examiner — Jasmine Mlinarcik

(74) *Attorney, Agent, or Firm* — Abel Law Group, LLP

(57) **CLAIM**

The ornamental design for an undergarment strap, as shown and described.

DESCRIPTION

FIG. 1 is a front isometric view of an embodiment of the undergarment strap showing my new design in a shortened configuration such that the overall size of the strap is smaller. FIG. 2 is a rear elevation view thereof in a lengthened configuration such that the overall size of the strap is larger.

FIG. 3 is a front isometric view of an embodiment of the undergarment strap of FIGS. 1 and 2, as it may appear when worn.

FIG. 4 is a rear isometric view thereof.

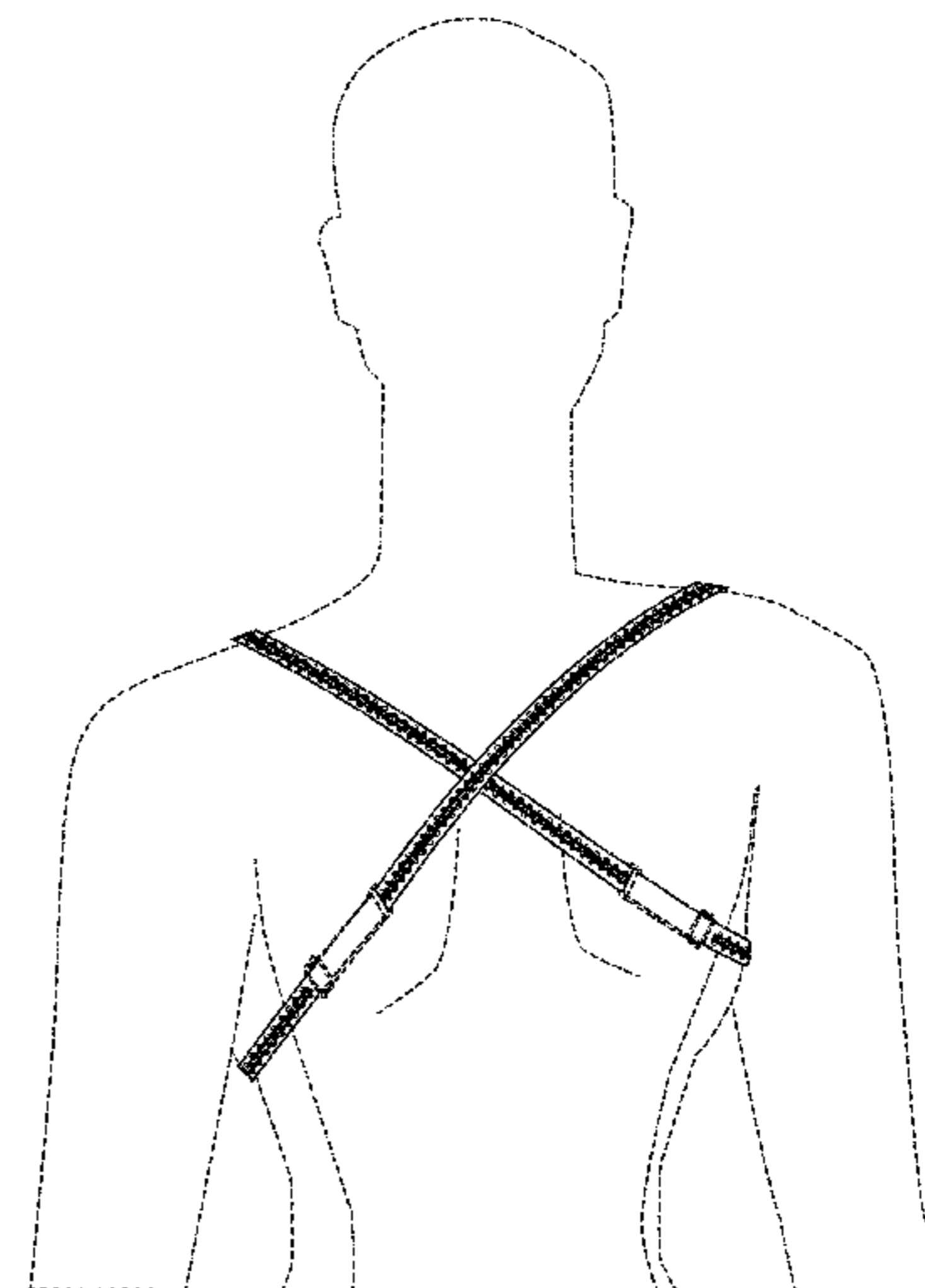
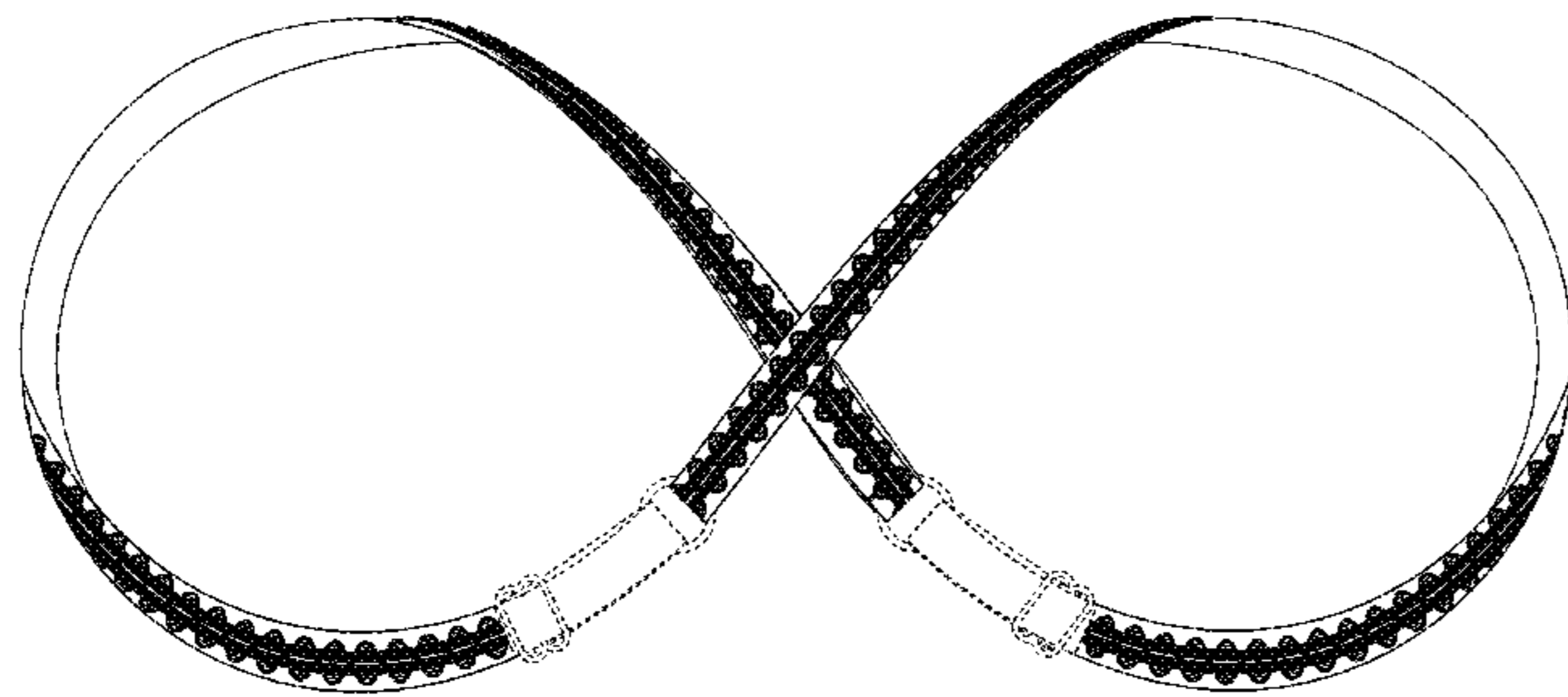
FIG. 5 is a front view thereof in an alternate position when worn.

FIG. 6 is a rear view thereof; and,

FIG. 7 is an enlarged view of a portion of the undergarment strap of FIG. 1.

The broken lines shown as part of the strap adjusters to the posture enhancement strap do not form a part of the claimed design. The partial human figure shown in broken lines is environmental subject matter included to help illustrate how the design appears when worn and forms no part of the claimed design. The broken-line circle shown in FIGS. 1 and 7 depict the bounds of the enlarged view of FIG. 7.

1 Claim, 7 Drawing Sheets



(56)

References Cited

U.S. PATENT DOCUMENTS

6,113,460	A *	9/2000	McKeown	450/31	D578,733	S *	10/2008	Samuels et al.	D2/706
6,387,067	B1	5/2002	Hebert		D587,433	S *	3/2009	Ratcliff	D2/706
6,440,094	B1	8/2002	Maas		7,578,798	B2	8/2009	Rhee	
6,544,205	B1 *	4/2003	Herzberg et al.	602/19	D619,781	S *	7/2010	Beaulieu	D2/706
D519,261	S *	4/2006	Reis	D2/706	D631,638	S *	2/2011	Jones et al.	D2/706
7,134,969	B2	11/2006	Citron et al.		D647,279	S *	10/2011	Shi et al.	D2/629
7,238,081	B2 *	7/2007	Fildan et al.	450/86	D656,297	S *	3/2012	Christian	D2/627
D578,732	S *	10/2008	Samuels et al.	D2/706	D687,735	S *	8/2013	Frigerio et al.	D11/3
					2007/0016120	A1	1/2007	Latronica et al.	
					2011/0237993	A1 *	9/2011	Kirk	602/20

* cited by examiner

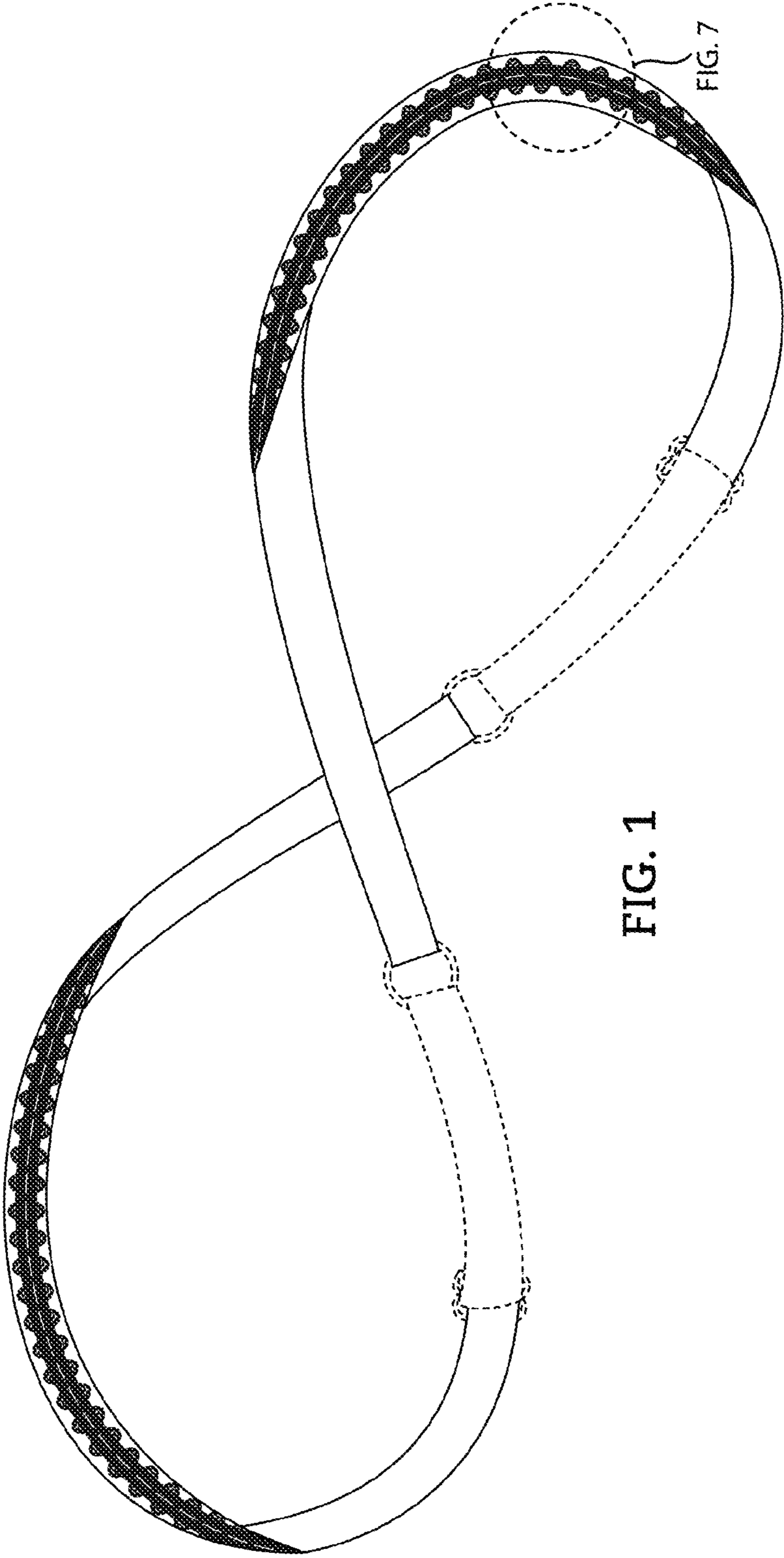


FIG. 1

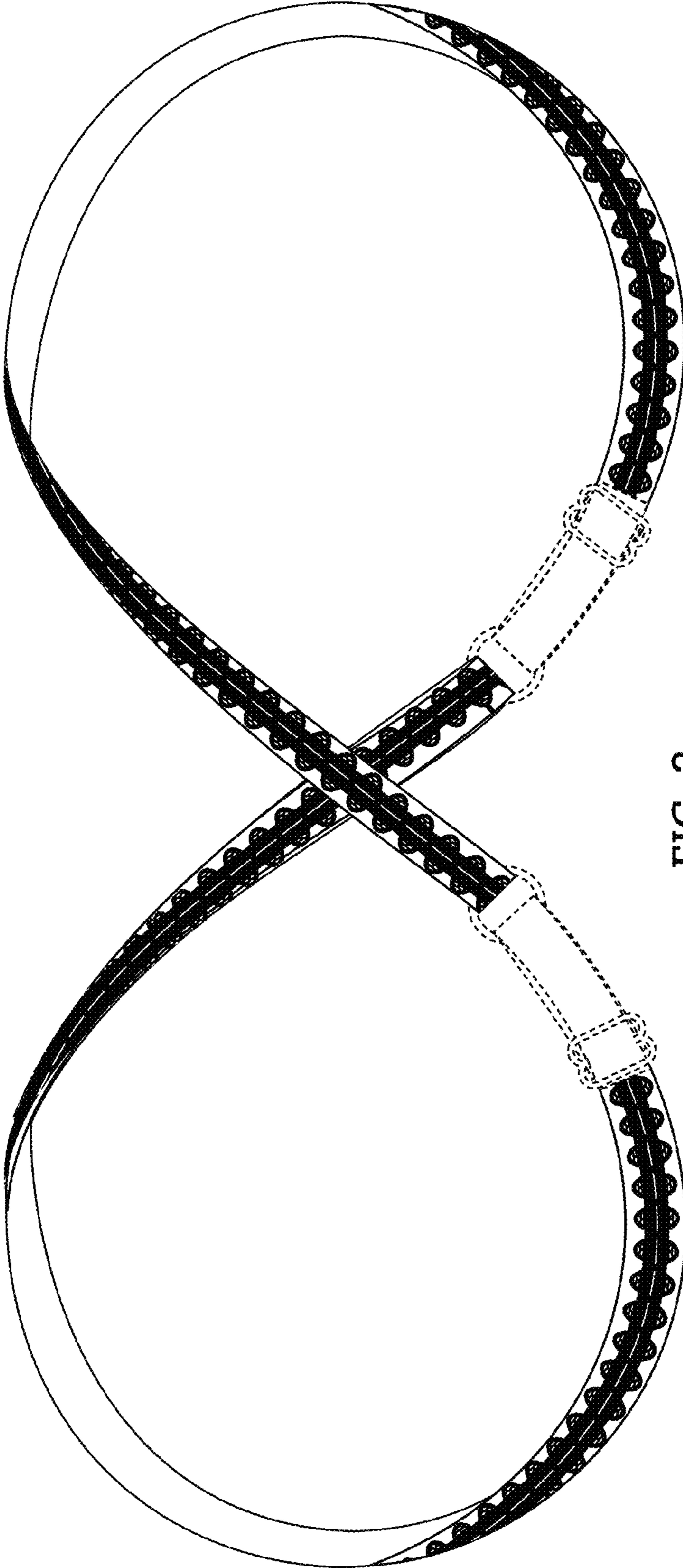


FIG. 2

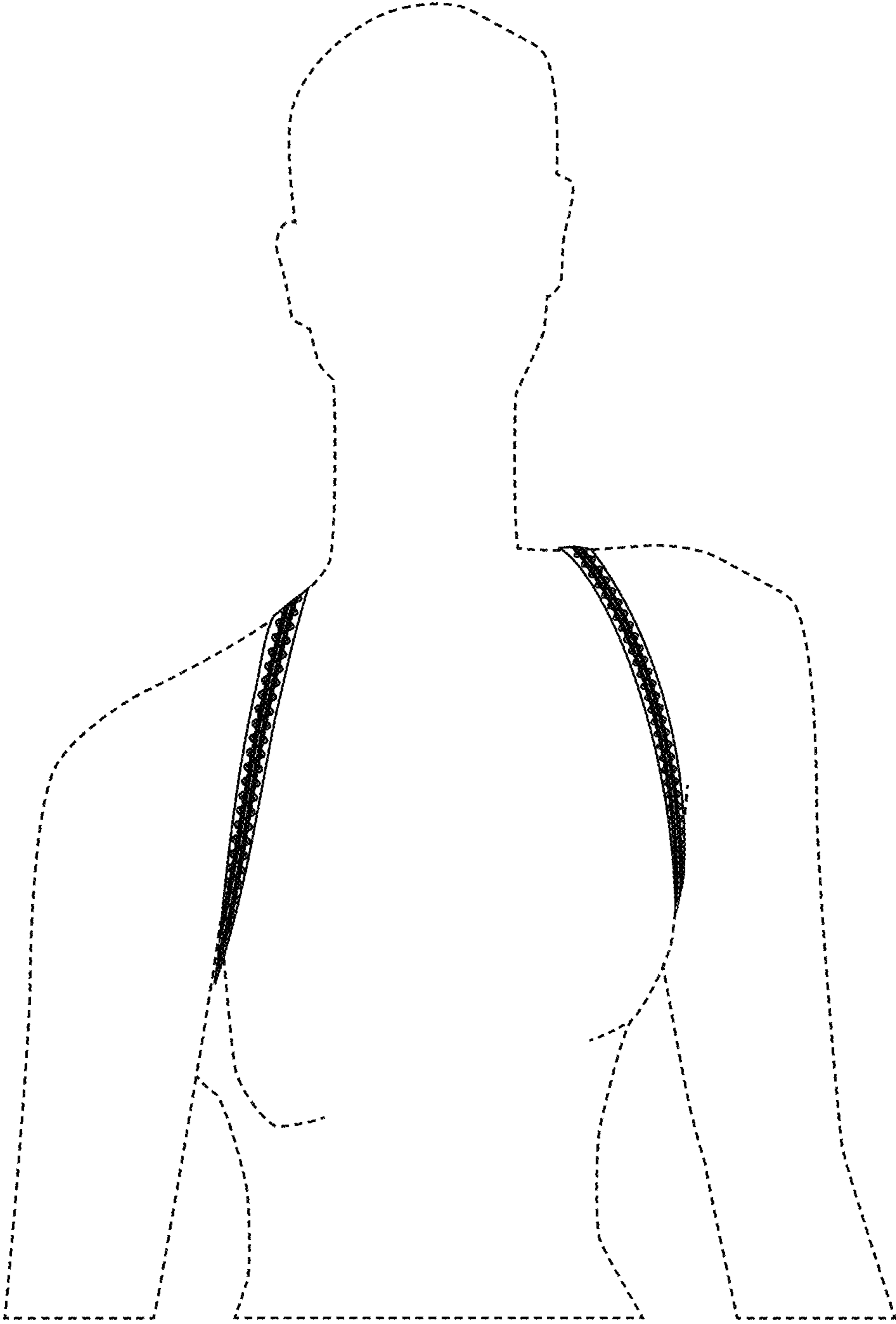


FIG. 3

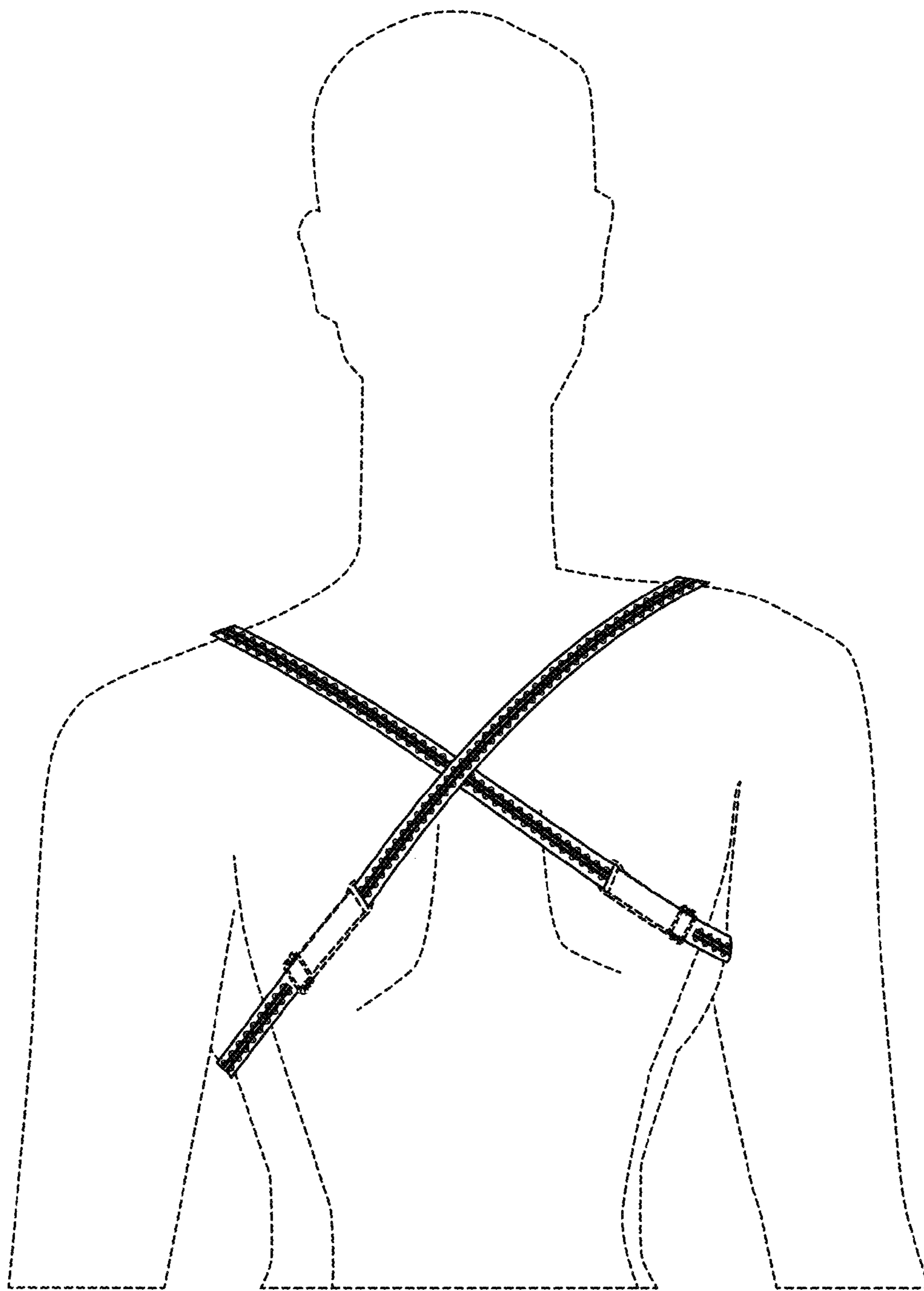


FIG. 4

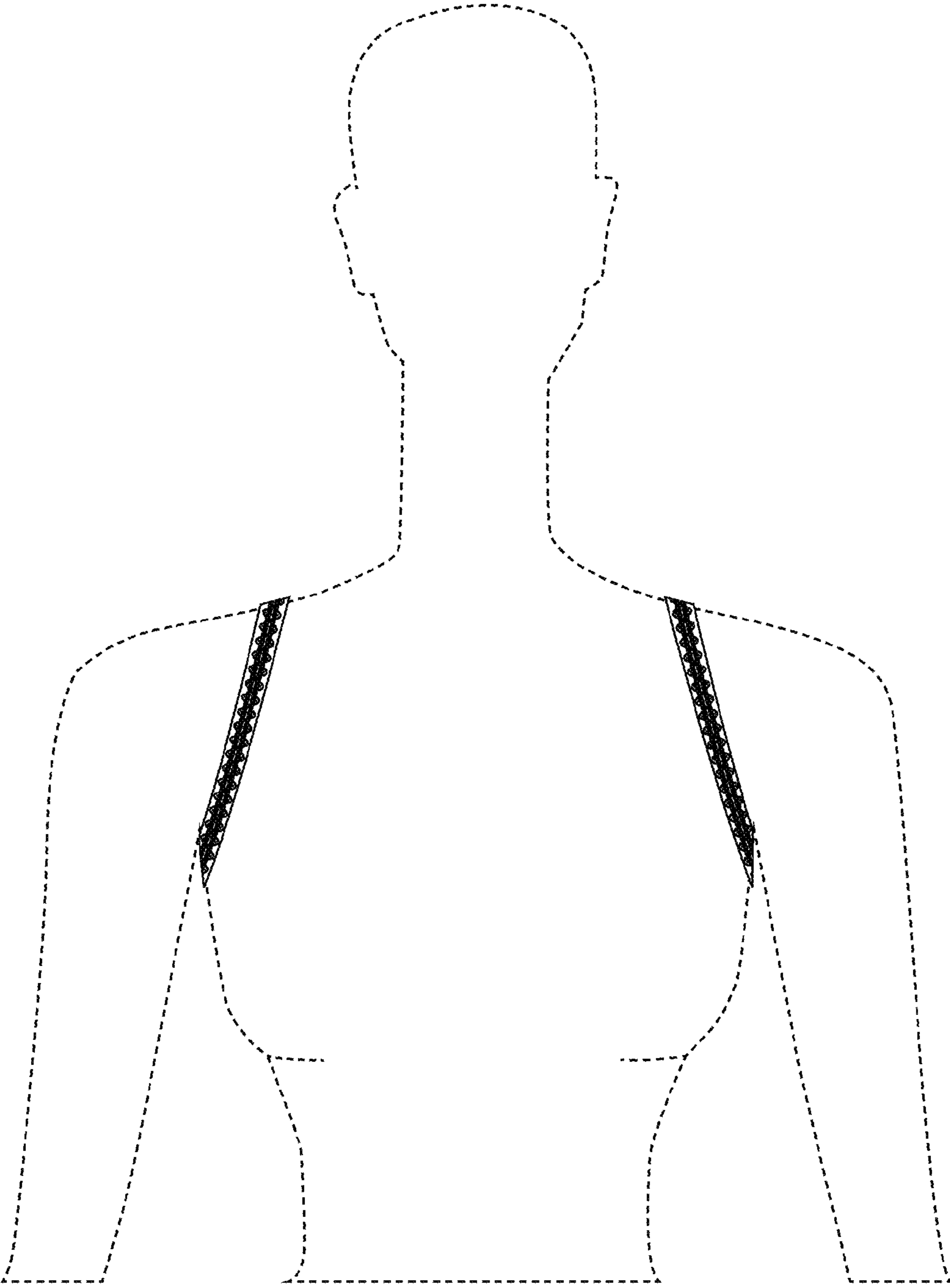


FIG. 5

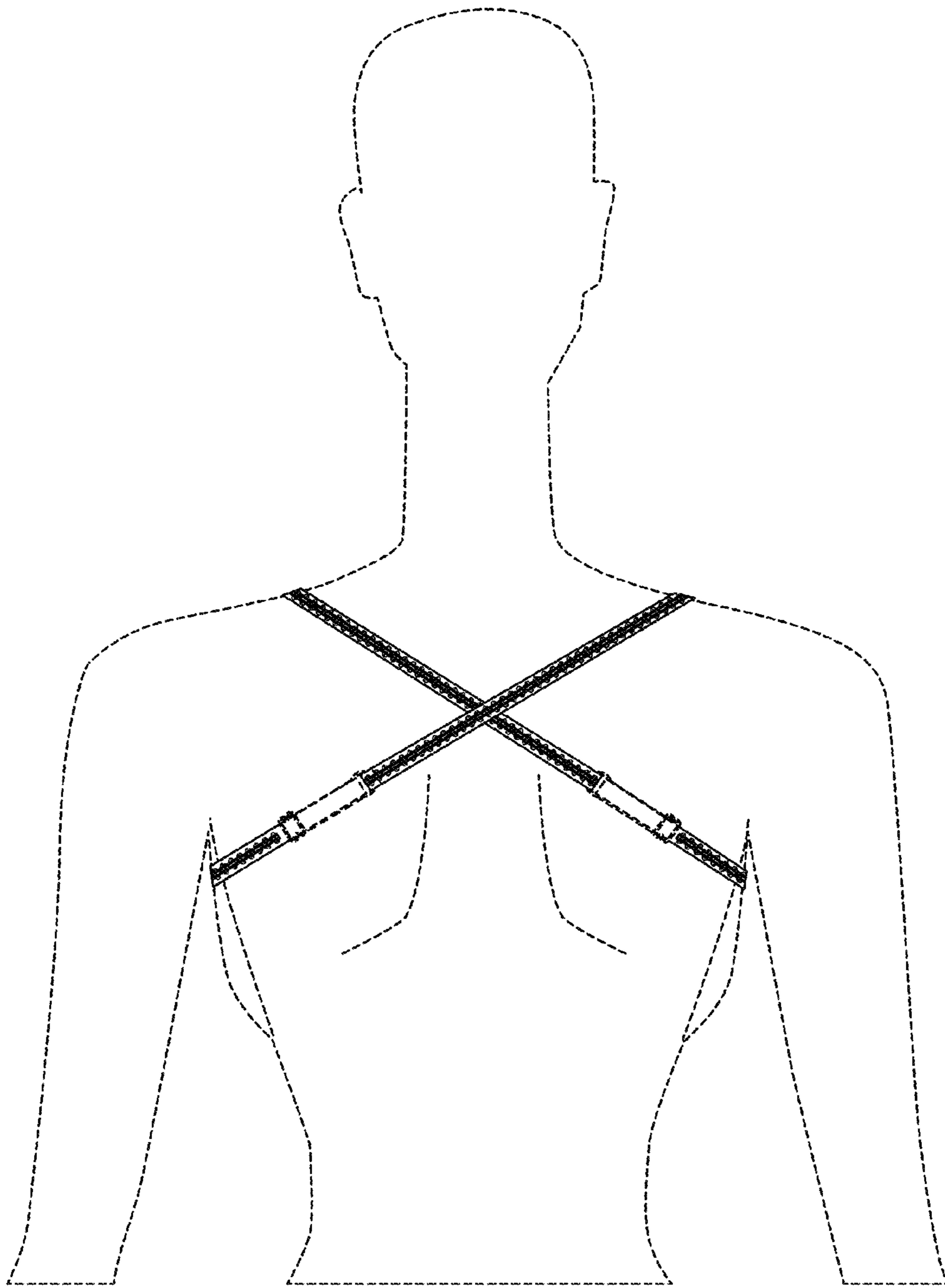


FIG. 6

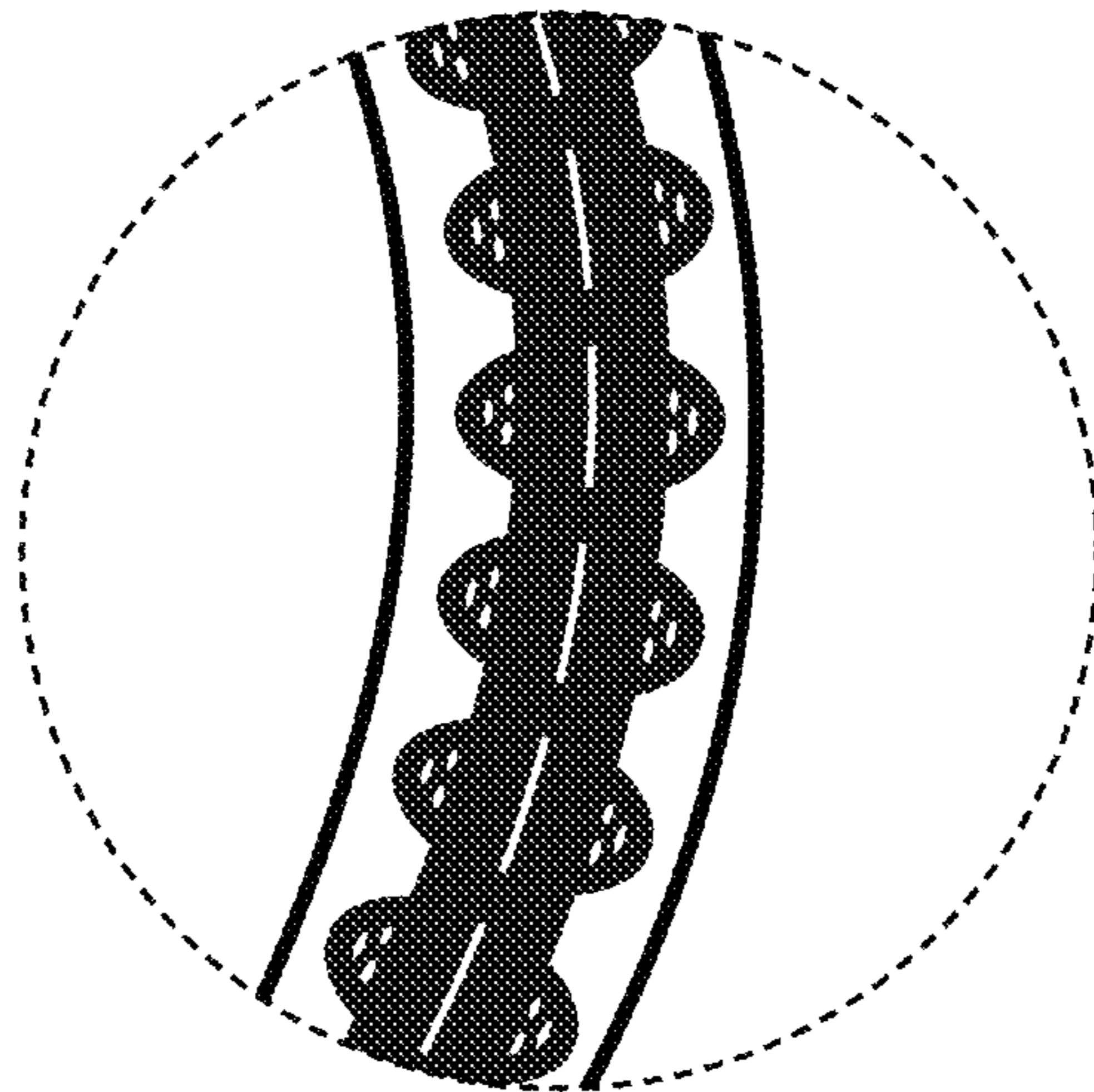


FIG. 7