



US00D734582S

(12) **United States Design Patent**
Umeda et al.

(10) **Patent No.:** **US D734,582 S**
(45) **Date of Patent:** **** Jul. 14, 2015**

(54) **STEAM IRON**
(71) Applicant: **Panasonic Corporation**, Osaka (JP)
(72) Inventors: **Masakazu Umeda**, Shiga (JP);
Kazuhiro Fujita, Hyogo (JP)
(73) Assignee: **Panasonic Intellectual Property Management Co., Ltd.**, Osaka (JP)

D663,088 S * 7/2012 Choi et al. D32/70
D667,599 S 9/2012 Koehler et al.
D669,649 S * 10/2012 Rohmer et al. D32/70
D676,209 S * 2/2013 Sirard D32/70
D676,210 S * 2/2013 Sirard D32/70
D707,006 S * 6/2014 Esteve D32/70
D707,412 S * 6/2014 Renault D32/70
D712,108 S * 8/2014 Nho D32/70
D712,109 S * 8/2014 Day et al. D32/70
D715,012 S * 10/2014 Ringholm et al. D32/70

(**) Term: **14 Years**
(21) Appl. No.: **29/509,922**
(22) Filed: **Nov. 21, 2014**

FOREIGN PATENT DOCUMENTS

CN 200630107651.7 2/2007
CN 201230051812.0 7/2012
JP D1404579 1/2011

* cited by examiner

(30) **Foreign Application Priority Data**
Jul. 3, 2014 (CN) 2014 3 0219915

Primary Examiner — Austin Murphy
(74) *Attorney, Agent, or Firm* — Panasonic Patent Center

(51) **LOC (10) CL.** **07-05**
(52) **U.S. CL.**
USPC **D32/70**

(57) **CLAIM**
We claim the ornamental design for a steam iron, as shown and described.

(58) **Field of Classification Search**
USPC D32/73, 72, 71, 70, 69, 68, 35;
392/404; 38/97, 96, 93, 88, 77.9,
38/77.83, 77.82, 77.81, 77.8, 77.7, 77.6,
38/77.5, 77.3, 77.1; 219/251, 245
CPC D06F 75/34; D06F 75/08; D06F 75/38;
D06F 75/00; F22B 27/14; B08B 3/006
See application file for complete search history.

DESCRIPTION

FIG. 1 is a front perspective view of a steam iron of the present invention;
FIG. 2 is a front view thereof;
FIG. 3 is a rear view thereof;
FIG. 4 is a top view thereof;
FIG. 5 is a bottom view thereof;
FIG. 6 is a left side view thereof; and,
FIG. 7 is a right side view thereof.
The broken line showing of steam iron is included for the purpose of illustrating environment and forms no part of the claimed design.

(56) **References Cited**
U.S. PATENT DOCUMENTS
D552,819 S 10/2007 Powell
D594,165 S * 6/2009 Mizoguchi D32/70
D645,629 S * 9/2011 Powell D32/70
D660,537 S 5/2012 Bock

1 Claim, 7 Drawing Sheets

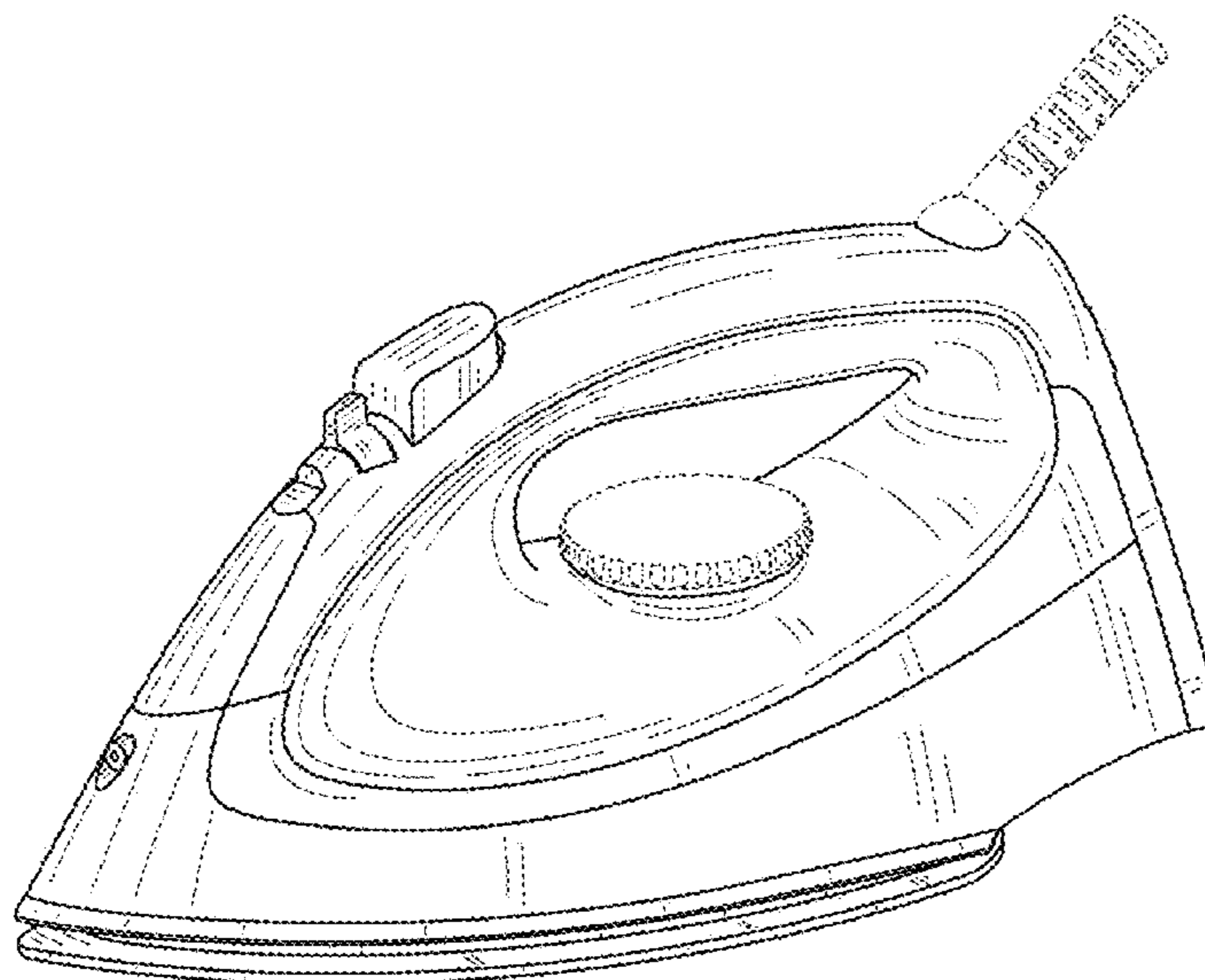


FIG. 1

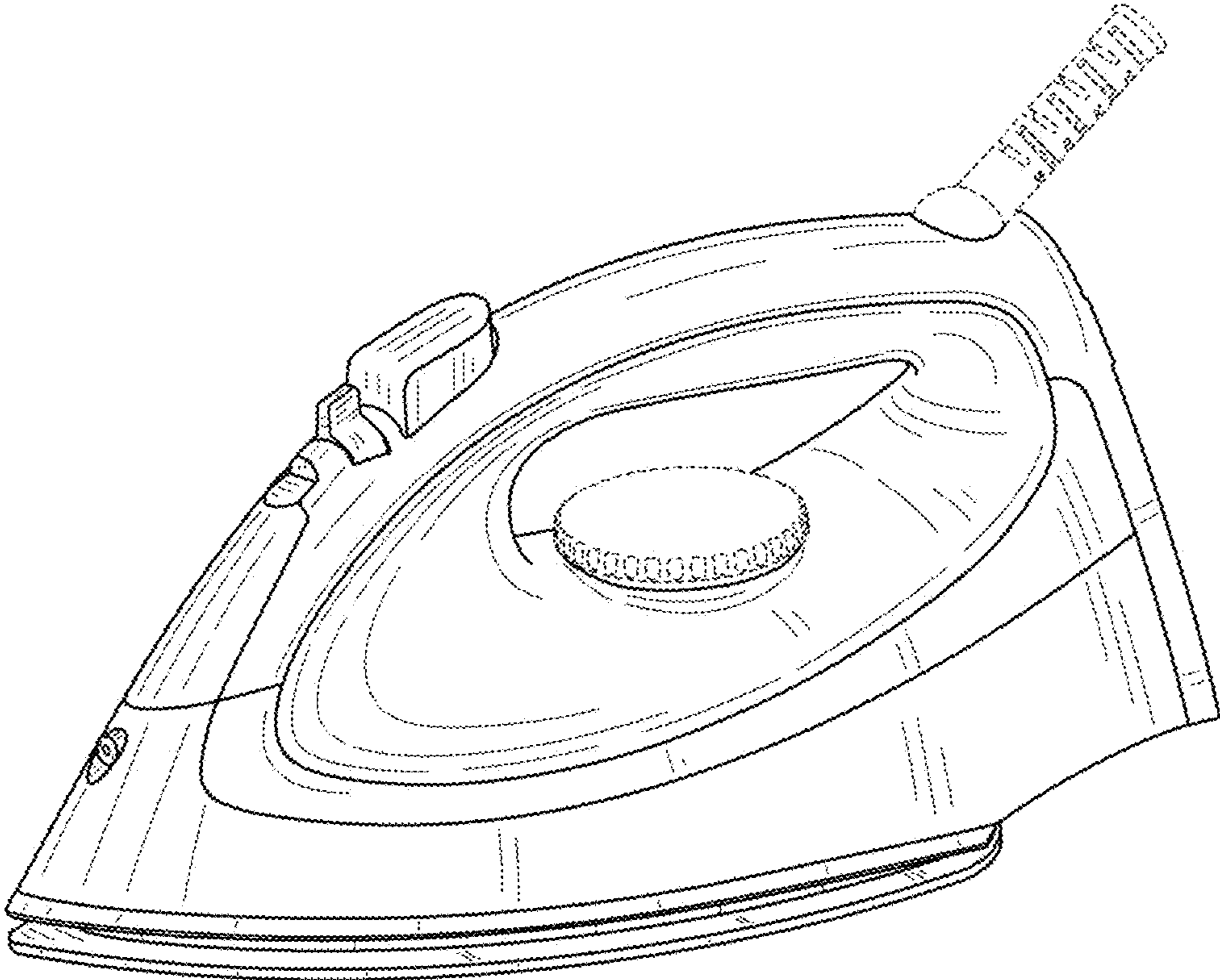


FIG. 2

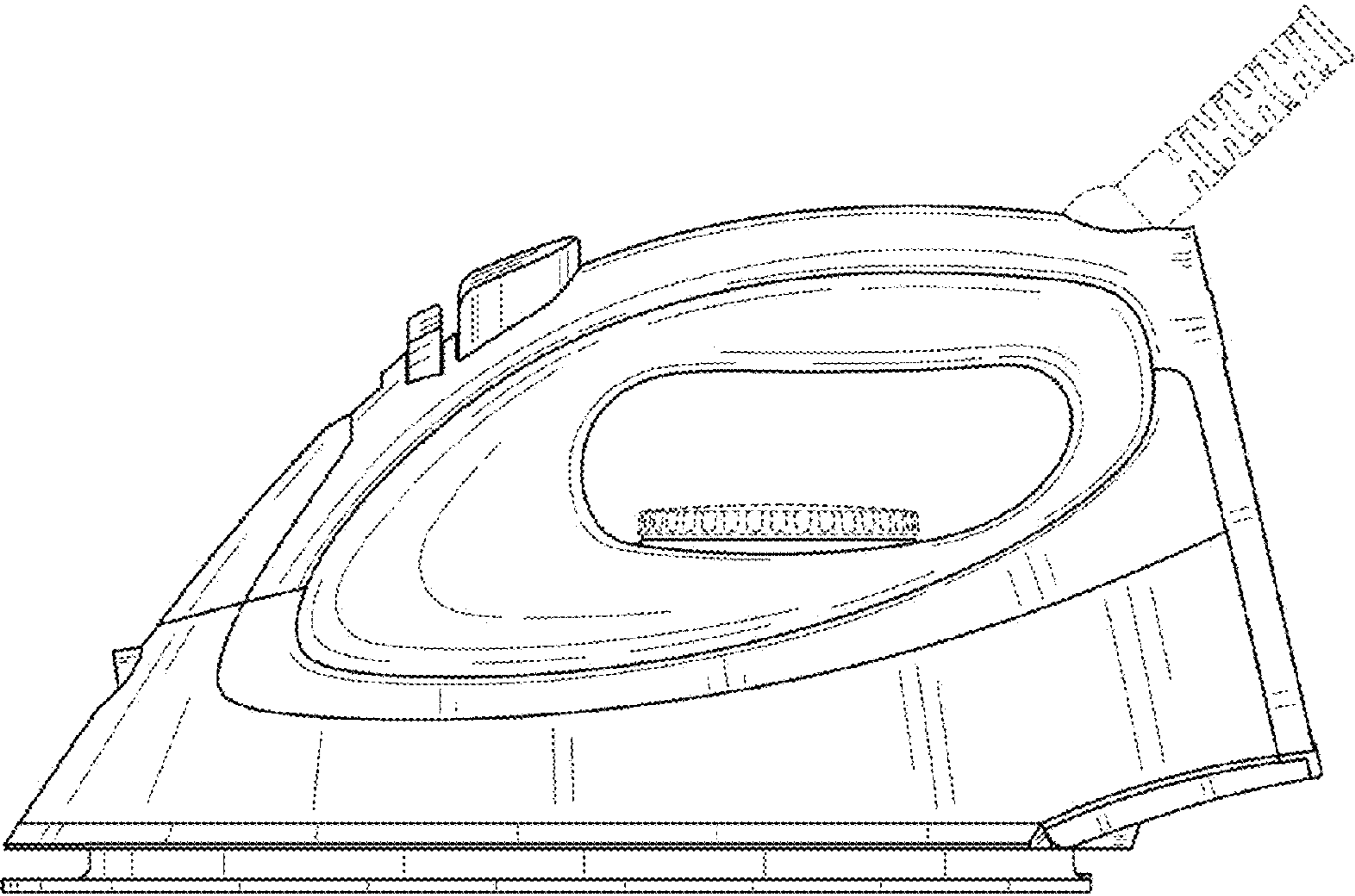


FIG. 3

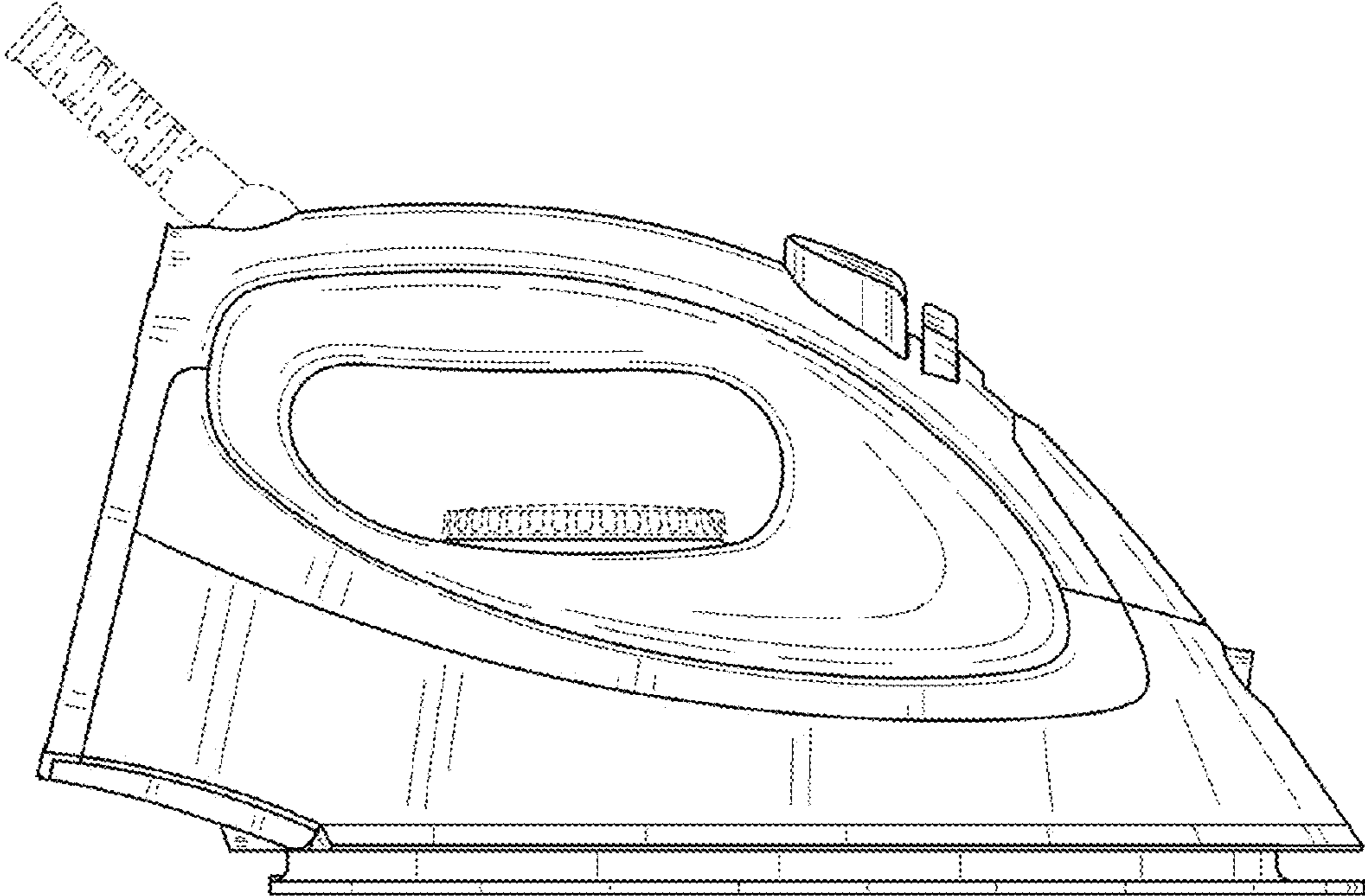


FIG. 4

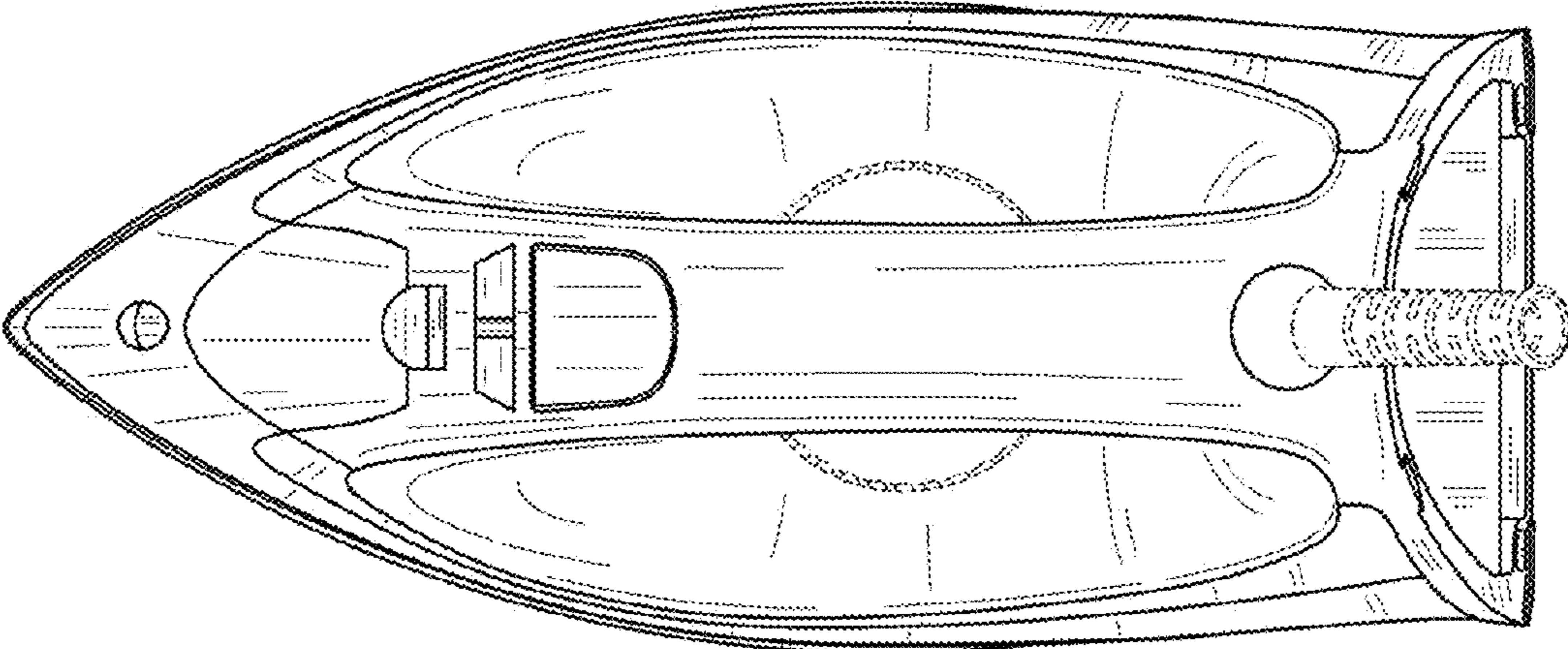


FIG. 5

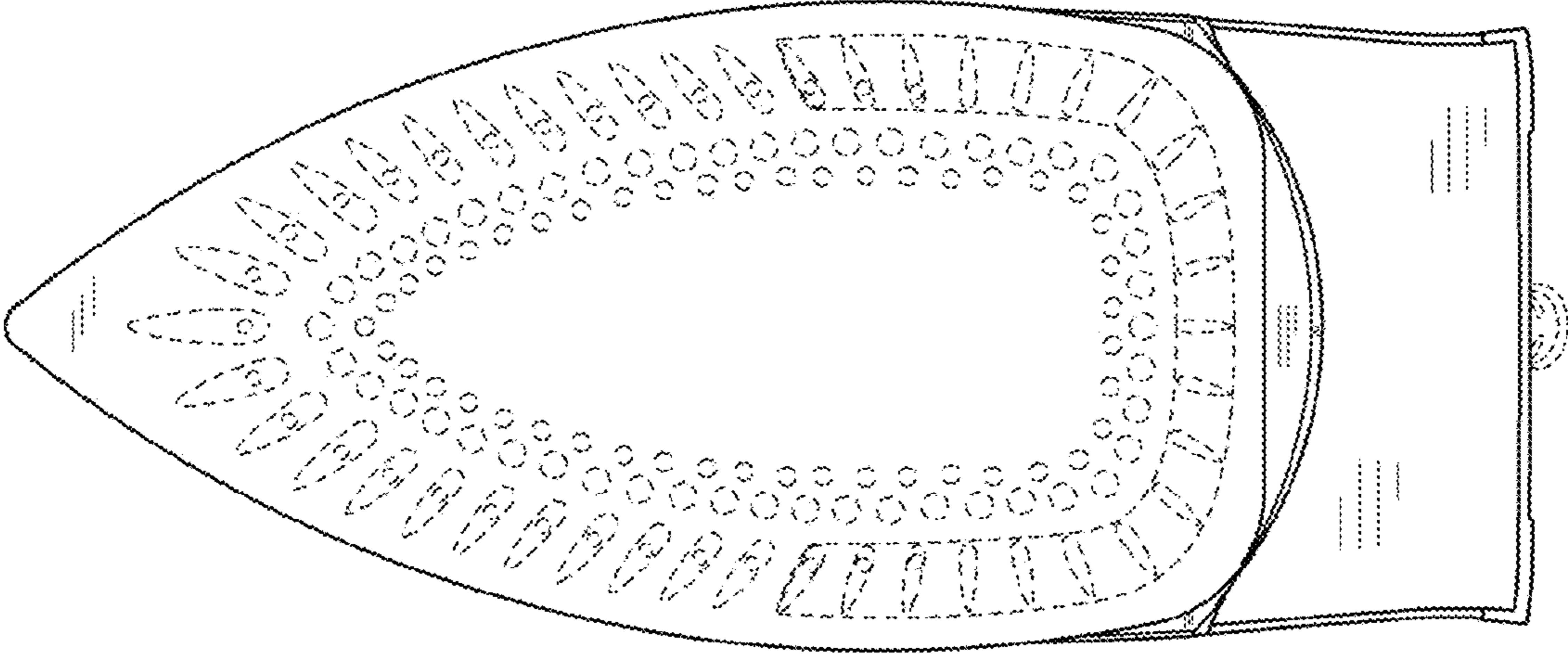


FIG. 6

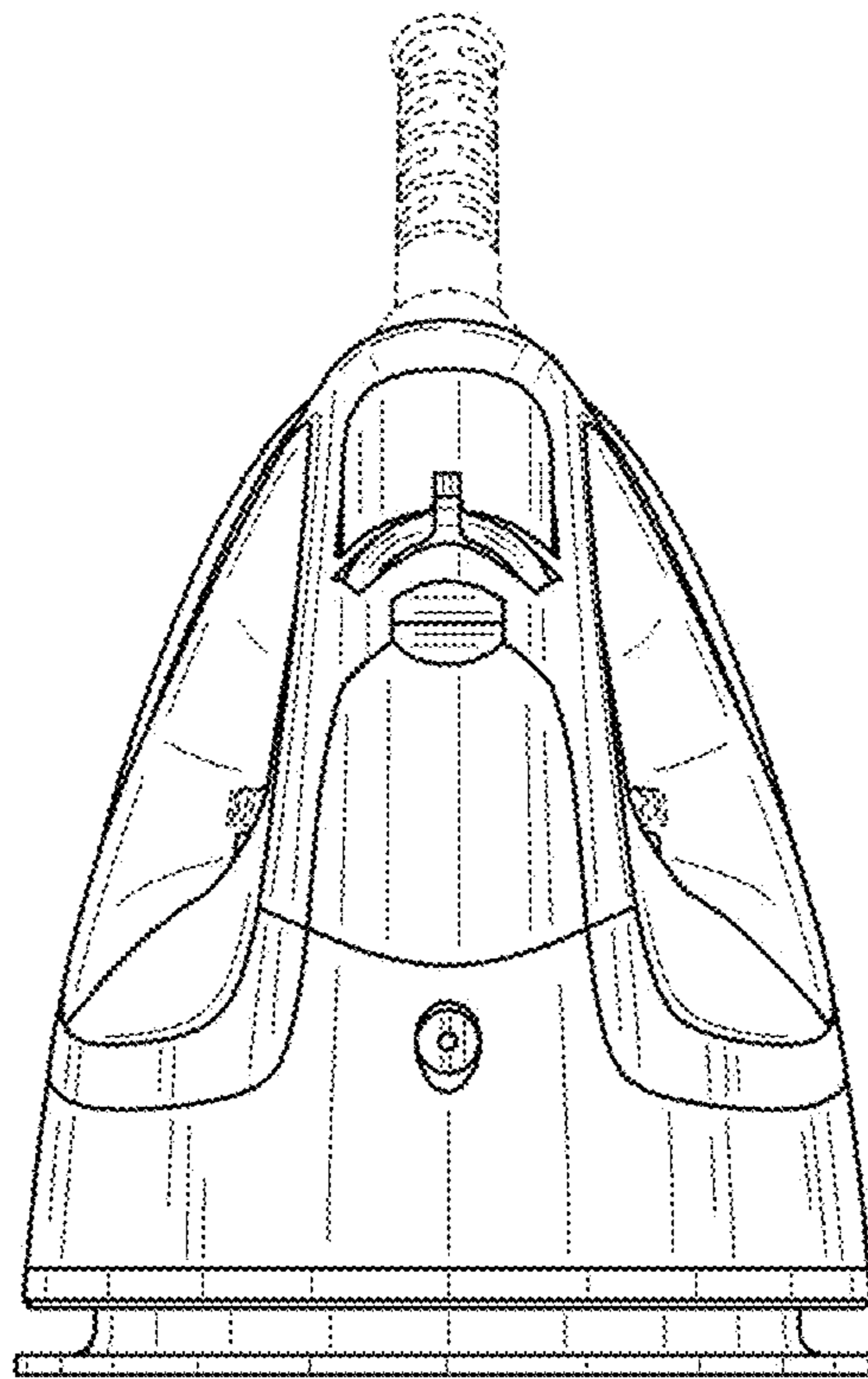


FIG. 7

