



US00D734565S

(12) **United States Design Patent**  
**Broder**

(10) **Patent No.:** **US D734,565 S**

(45) **Date of Patent:** **\*\* Jul. 14, 2015**

(54) **HARNESS PATCH**

(71) Applicant: **Jamie A. Broder**, Boynton Beach, FL  
(US)

(72) Inventor: **Jamie A. Broder**, Boynton Beach, FL  
(US)

(\*\*) Term: **14 Years**

(21) Appl. No.: **29/468,554**

(22) Filed: **Oct. 1, 2013**

(51) **LOC (10) Cl.** ..... **29-02**

(52) **U.S. Cl.**  
USPC ..... **D29/122**

(58) **Field of Classification Search**

USPC ..... D30/144, 145, 161, 169, 199, 152;  
119/850, 863, 856-858, 174, 792, 907;  
224/42.11, 241, 582, 505; 54/44.1;  
D3/231; 441/127, 115, 55, 80, 136, 88,  
441/106, 108; D29/122, 101.1, 101.3  
CPC ..... A01K 27/001; A01K 27/002  
See application file for complete search history.

(56) **References Cited**

**U.S. PATENT DOCUMENTS**

3,068,863 A \* 12/1962 Bowman ..... 128/858  
5,386,802 A \* 2/1995 Hang-Fu ..... 119/868  
5,682,607 A \* 11/1997 Klein ..... 2/9  
6,662,754 B1 \* 12/2003 Wilson ..... 119/850  
D527,824 S \* 9/2006 Mueller et al. .... D24/189  
7,343,881 B2 \* 3/2008 Schantz et al. .... 119/792

D621,561 S \* 8/2010 Siklosi et al. .... D30/152  
D664,310 S \* 7/2012 Ito ..... D30/152  
D664,720 S \* 7/2012 Leonard ..... D30/145  
8,291,867 B2 \* 10/2012 Blizzard ..... 119/850  
D681,287 S \* 4/2013 Collignon ..... D30/152  
8,418,658 B1 \* 4/2013 Remick ..... 119/792  
D688,011 S \* 8/2013 Gee ..... D30/152

\* cited by examiner

*Primary Examiner* — Randall Gholson

(74) *Attorney, Agent, or Firm* — McCormick, Paulding & Huber, LLP

(57) **CLAIM**

The ornamental design for a harness patch, as shown and described.

**DESCRIPTION**

FIG. 1 is a perspective view of my new design for a harness patch in use, mounted to a harness. The portions of the harness that form no part of the claimed design are shown in broken lines.

FIG. 2 is a top plan view of the harness patch thereof;

FIG. 3 is bottom plan view thereof;

FIG. 4 is a rear view thereof;

FIG. 5 is a front view thereof;

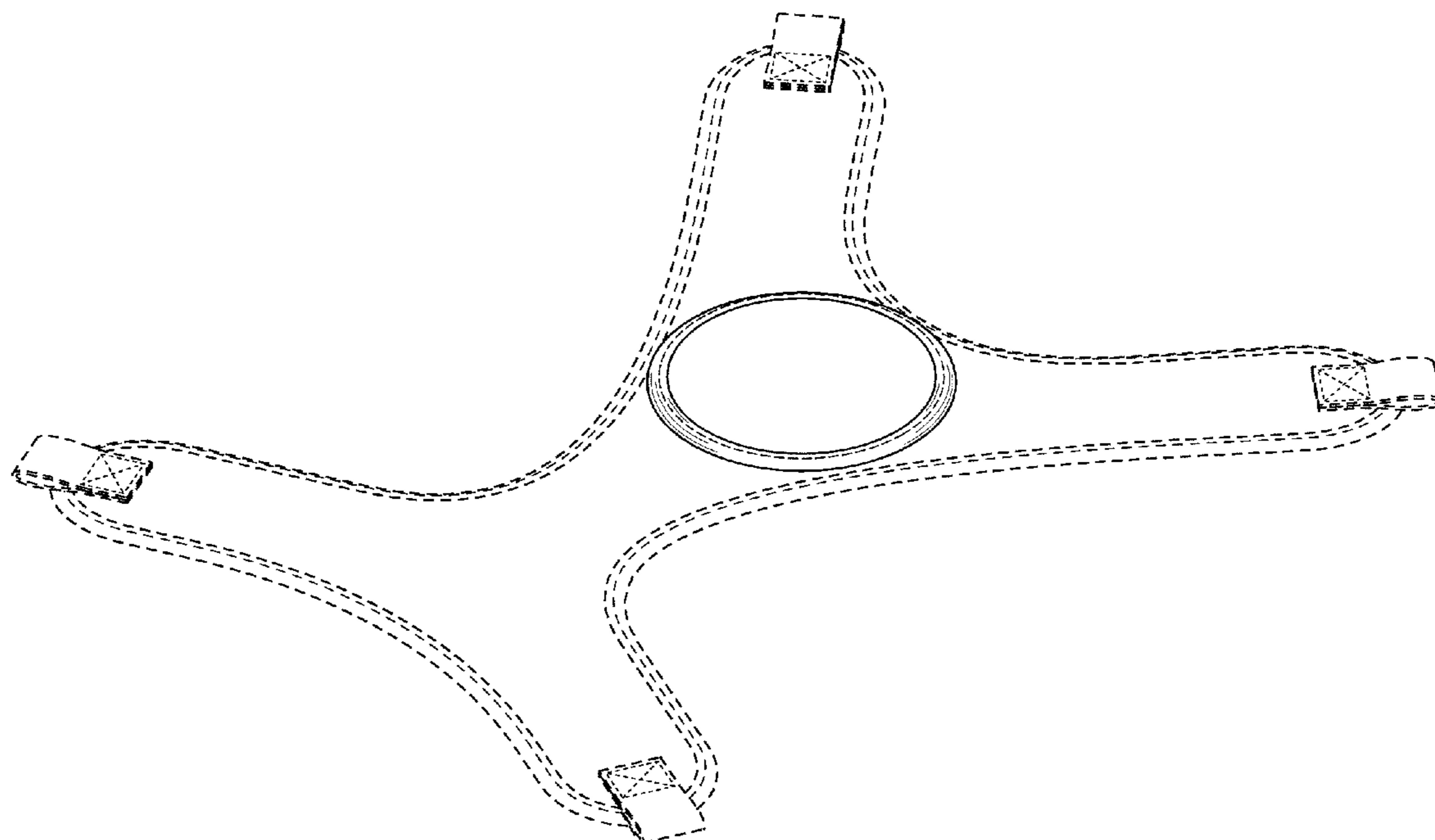
FIG. 6 is a left side view thereof;

FIG. 7 is right side view thereof; and

FIG. 8 is a perspective view thereof, in use mounted to a harness worn by an animal.

The portions of the harness and the animal that are shown in broken lines form no part of the claimed design.

**1 Claim, 4 Drawing Sheets**



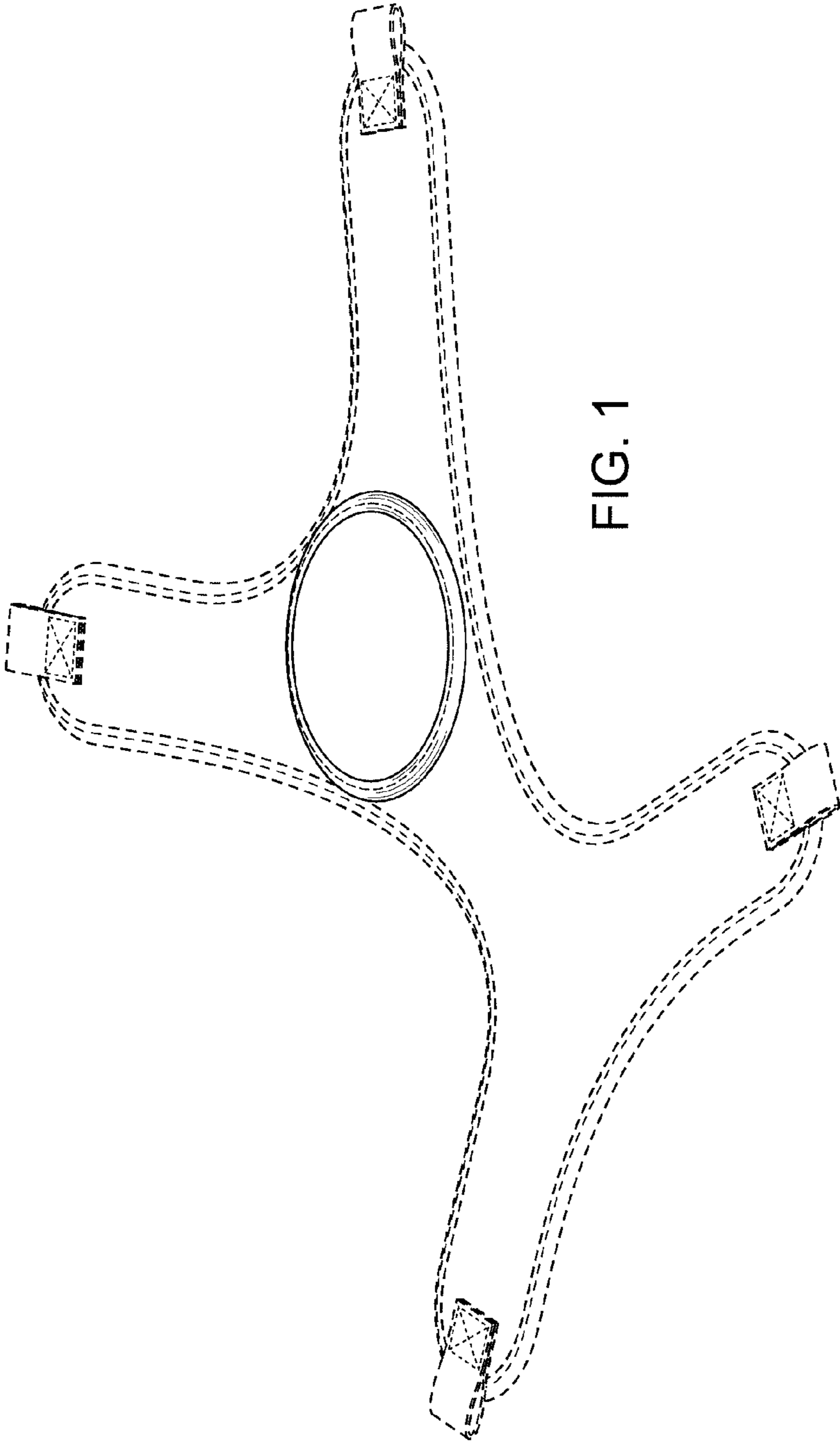


FIG. 1

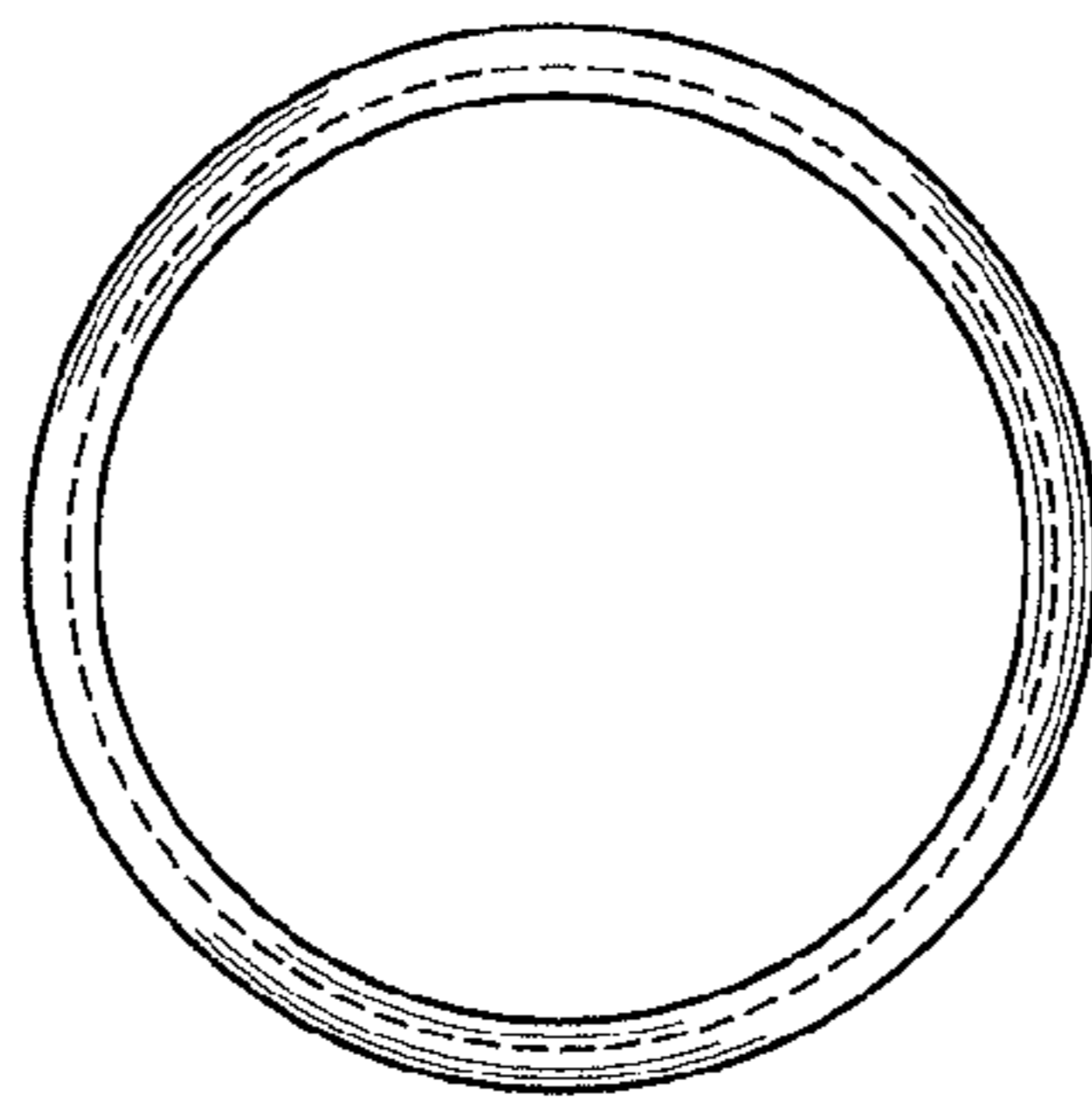


FIG. 2

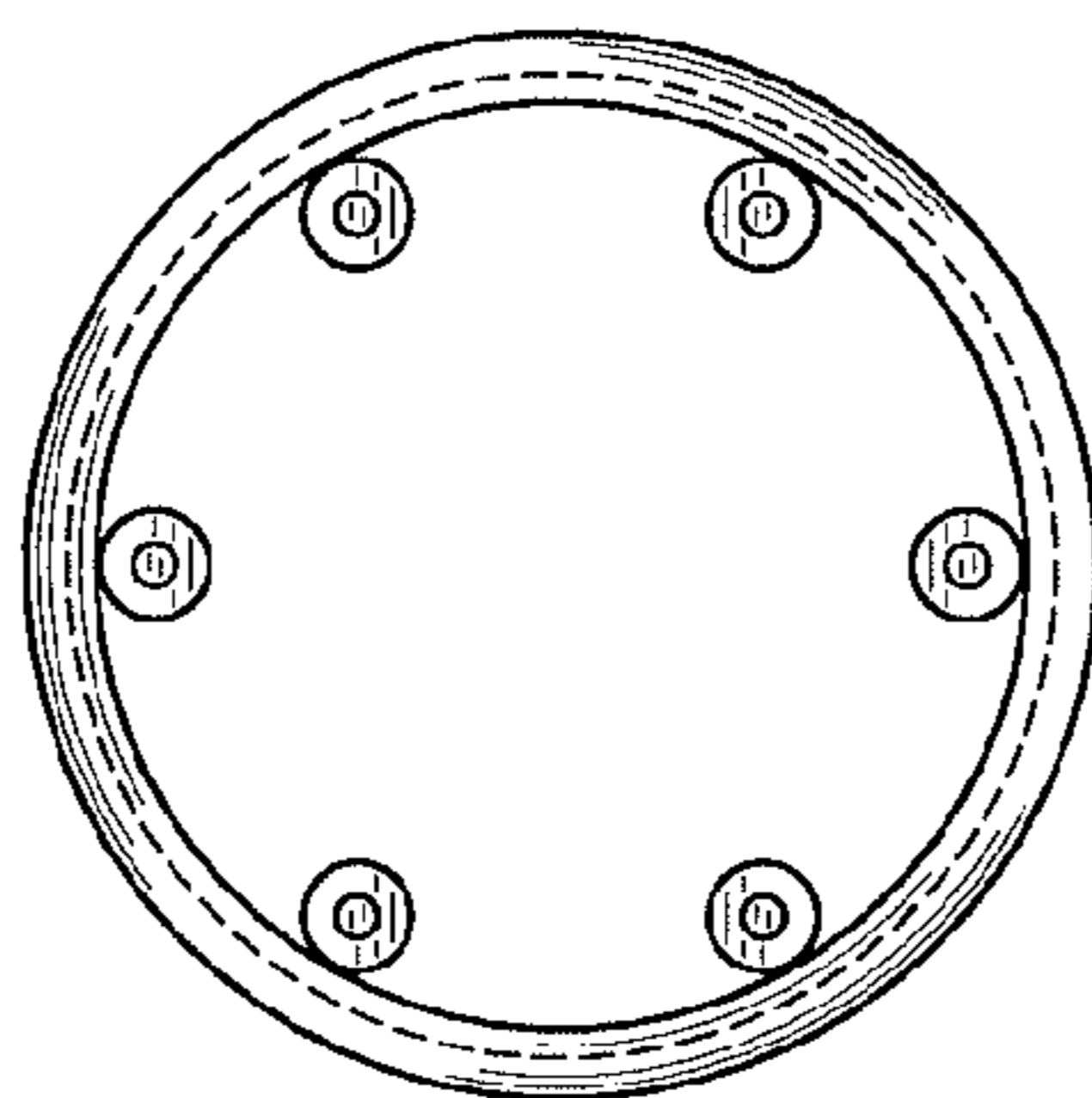


FIG. 3

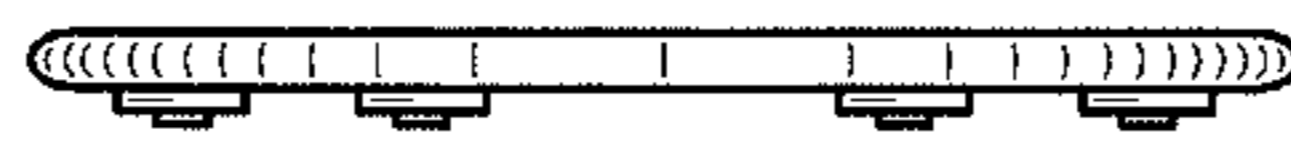


FIG. 4

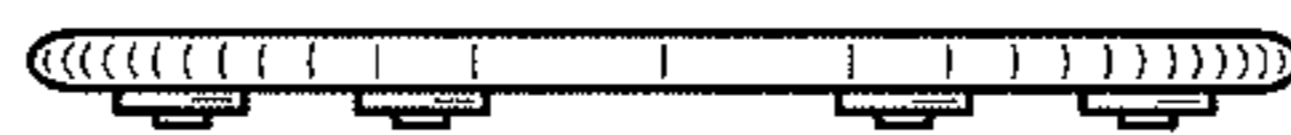


FIG. 5



FIG. 6



FIG. 7

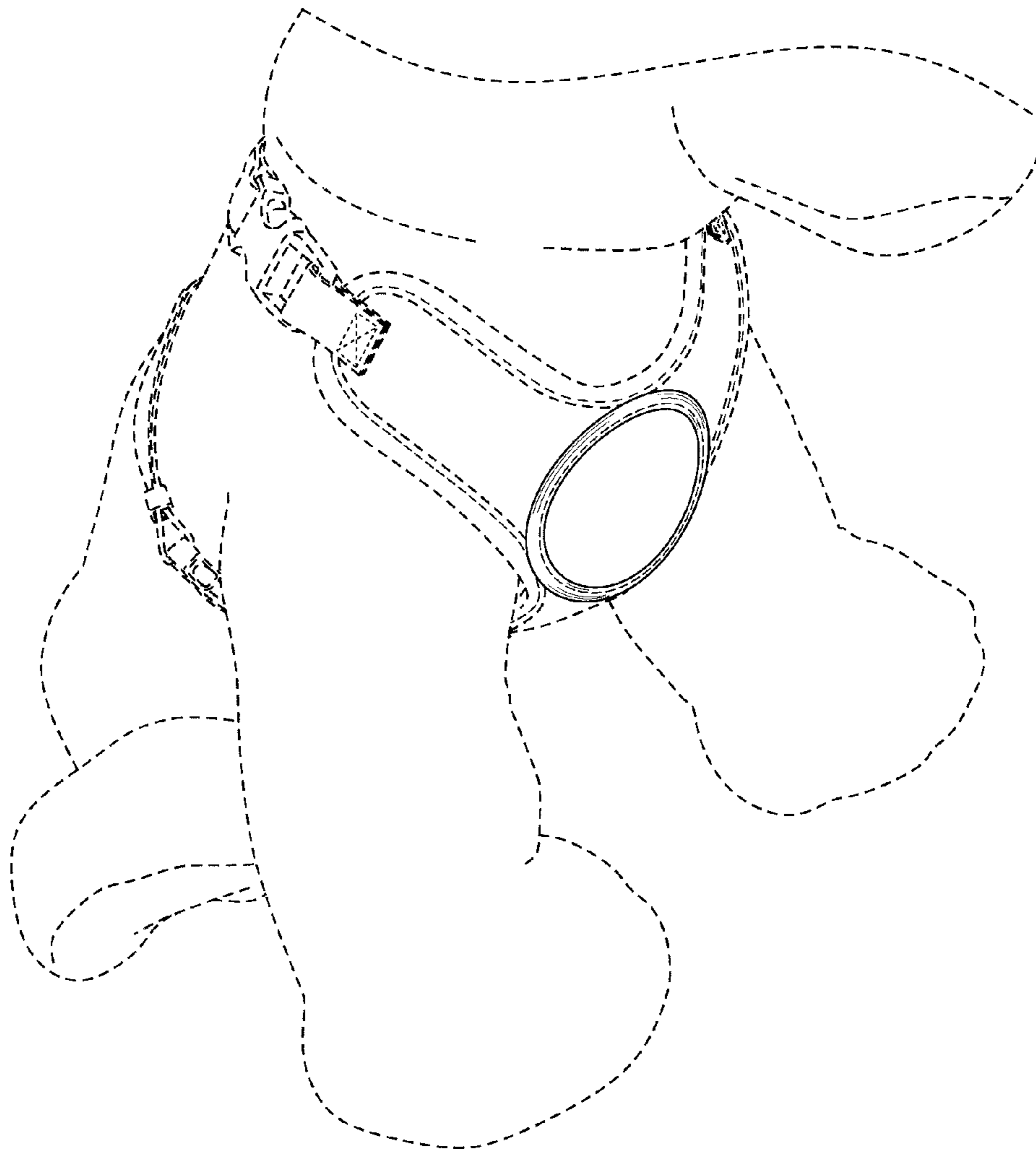


FIG. 8