



US00D734561S

(12) **United States Design Patent**  
**Steidle**

(10) **Patent No.:** **US D734,561 S**  
(45) **Date of Patent:** **\*\* \*Jul. 14, 2015**

(54) **OVEN MITT WITH GRIP**

(71) Applicant: **Shen Manufacturing Company**  
**Incorporated**, West Conshohocken, PA  
(US)

(72) Inventor: **Robert M. Steidle**, Malvern, PA (US)

(73) Assignee: **SHEN MANUFACTURING**  
**COMPANY INCORPORATED**, West  
Conshohocken, PA (US)

(\*) Notice: This patent is subject to a terminal disclaimer.

(\*\*) Term: **14 Years**

(21) Appl. No.: **29/450,002**

(22) Filed: **Mar. 15, 2013**

(51) **LOC (10) Cl.** ..... **06-13**

(52) **U.S. Cl.**  
USPC ..... **D29/119**; D29/118

(58) **Field of Classification Search**  
USPC ..... D29/113, 114, 116.2, 117.1, 117.2, 118,  
D29/119, 120.1, 122, 123; D3/215, 269,  
D3/270, 271.1, 271.4; D2/610-623;  
D7/669; D28/63; 2/158-160,  
2/161.1-161.8, 162-170, 16; 401/6-8;  
446/73, 74, 327, 328; 223/78; 156/230;  
D30/158; D24/190, 200; 119/611;  
15/227; D32/40  
CPC ..... A41D 19/01529; A41D 19/0058;  
A41D 19/01; A46B 5/04; A47G 23/0303;  
A47J 36/34; A47J 45/10

See application file for complete search history.

(56) **References Cited**

U.S. PATENT DOCUMENTS

3,217,333 A \* 11/1965 Sweet et al. .... 2/18  
D323,217 S \* 1/1992 Holden ..... D24/190  
D398,086 S \* 9/1998 Ferdenzi ..... D30/158

(Continued)

OTHER PUBLICATIONS

Oven mitt, available Apr. 25, 2014, [online], [site visited Oct. 27, 2014]. Available from internet, <URL: <http://www.everythingkitchens.com/progressive-oven-mitt-gt-3231.html>.\*

(Continued)

*Primary Examiner* — Cathron Brooks

*Assistant Examiner* — Teddy Falloway

(74) *Attorney, Agent, or Firm* — John F. A. Earley, III; Frank J. Bonini, Jr.; Harding, Earley, Follmer & Frailey, P.C.

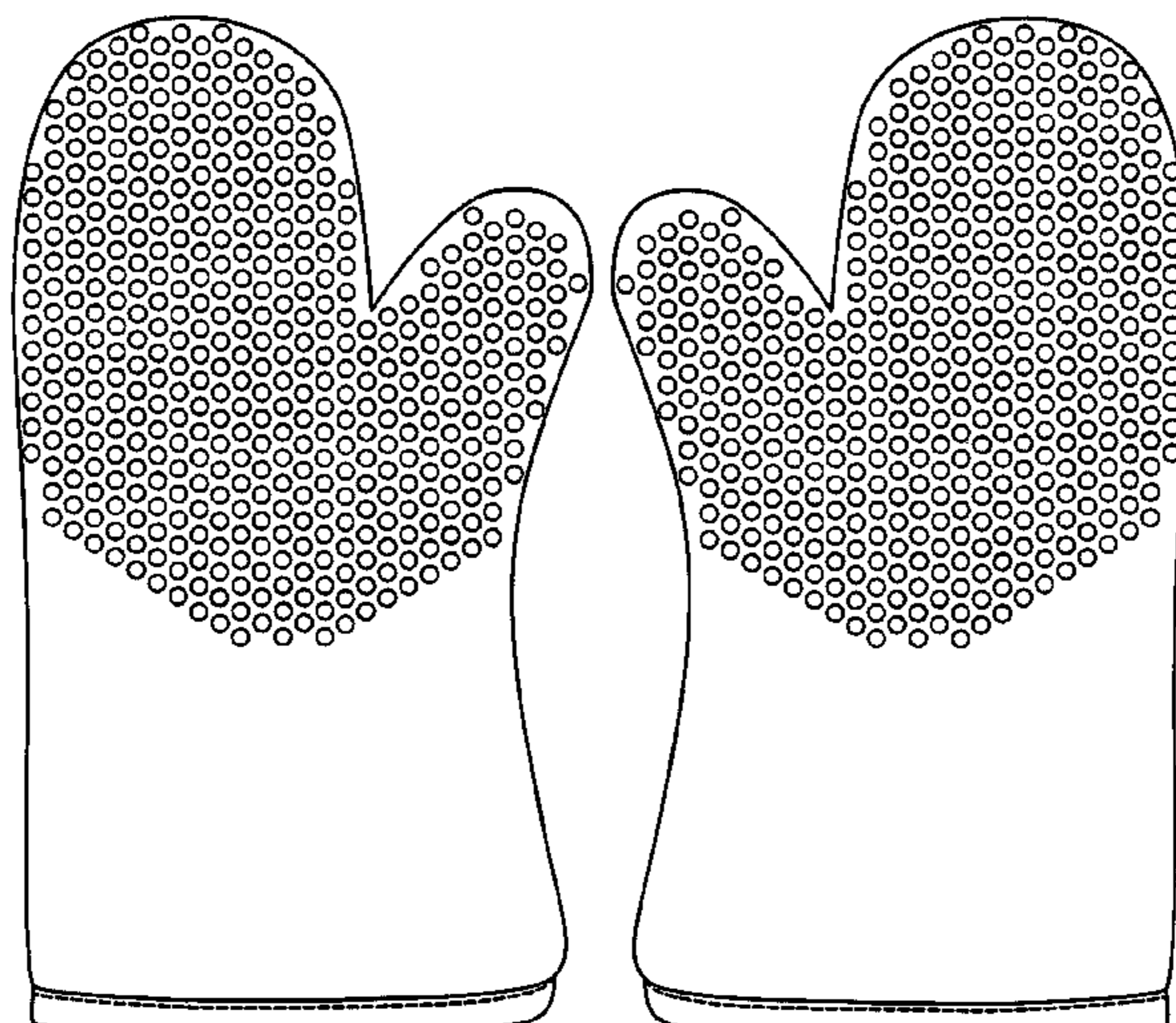
(57) **CLAIM**

The ornamental design for an oven mitt with grip, as substantially shown and described.

**DESCRIPTION**

FIG. 1 is a front elevation view of an oven mitt with grip showing my new design;  
FIG. 2 is a rear elevation view thereof;  
FIG. 3 is a right side elevation view thereof;  
FIG. 4 is a left side elevation view thereof;  
FIG. 5 is a top plan view thereof;  
FIG. 6 is a bottom plan view thereof;  
FIG. 7 is a rear perspective view of the oven mitt with grip, with a hand inserted therein; and,  
FIG. 8 is a rear perspective view of the oven mitt with grip in an alternate position, with a hand inserted therein.  
The gripping bumps of the grip are composed of solid material.  
The dashed lines indicate stitching.  
The broken lines shown in FIG. 6 are included for the purpose of illustrating portions of the oven mitt that form no part of the claimed design. The broken lines shown representing a hand in FIGS. 7 and 8 are included for the purpose of illustrating environment and form no part of the claimed design.

**1 Claim, 4 Drawing Sheets**



(56)

**References Cited**

**OTHER PUBLICATIONS**

U.S. PATENT DOCUMENTS

D519,684 S \* 4/2006 Simic ..... D29/118  
D526,096 S \* 8/2006 Kaposi ..... D29/118  
D528,251 S \* 9/2006 Lion et al. .... D29/118  
D564,721 S \* 3/2008 Vinson et al. .... D32/40  
D639,513 S \* 6/2011 Ho et al. .... D29/118  
D639,781 S \* 6/2011 Ho et al. .... D14/218  
2004/0000373 A1 \* 1/2004 Tweel et al. .... 156/230  
2005/0177923 A1 \* 8/2005 Simic ..... 2/161.6  
2006/0080757 A1 \* 4/2006 Beyda ..... 2/164  
2008/0313788 A1 \* 12/2008 Yan ..... 2/158

Gourmet Classics Oven mitt, available Oct. 2, 2012, [online], [site visited Oct. 29, 2014]. Available from internet, <URL: <http://www.bedbathandbeyond.com/store/product/gourmet-classics-oven-mitt/3182765>>.\*

\* cited by examiner

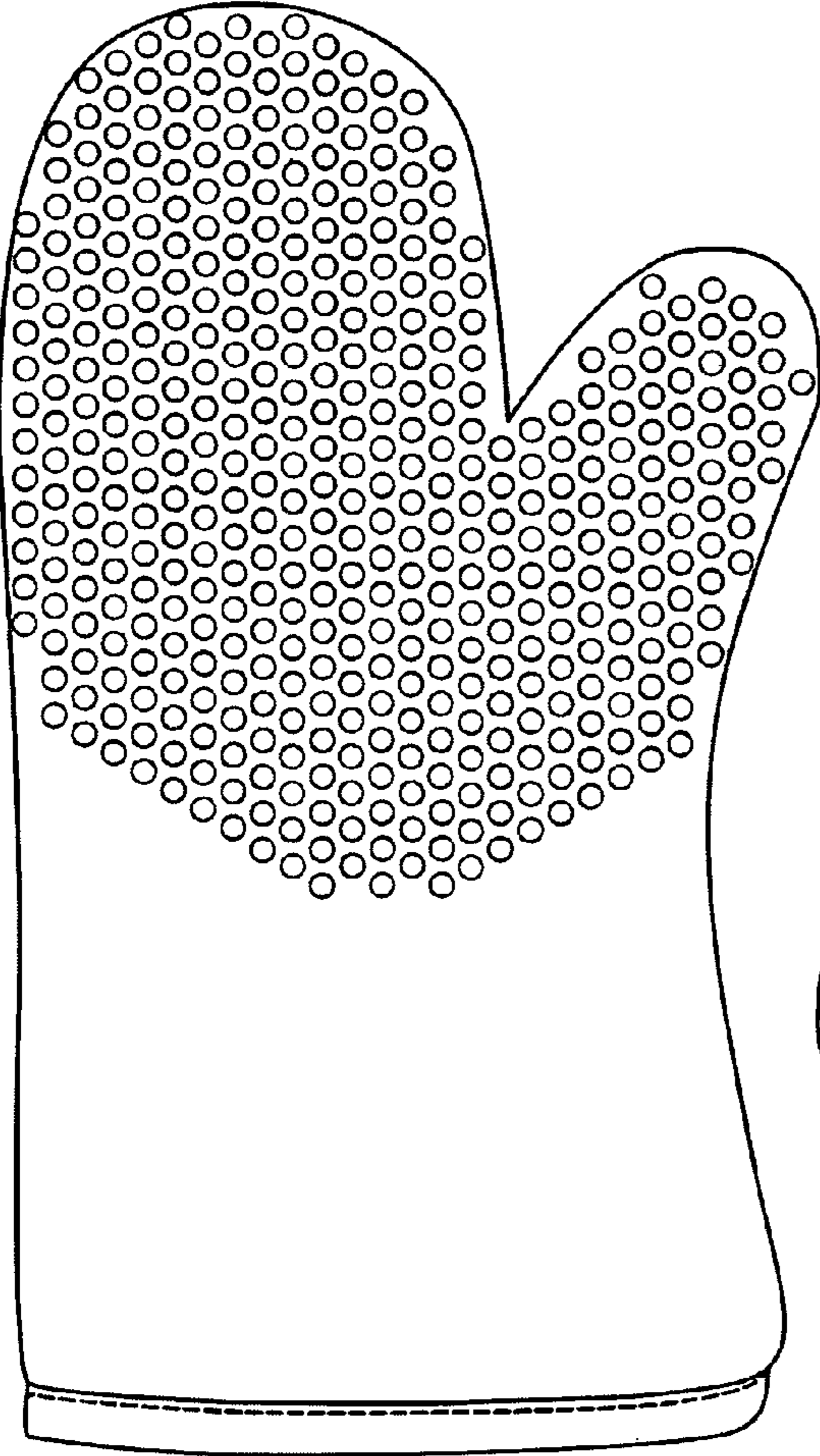


FIG. 1

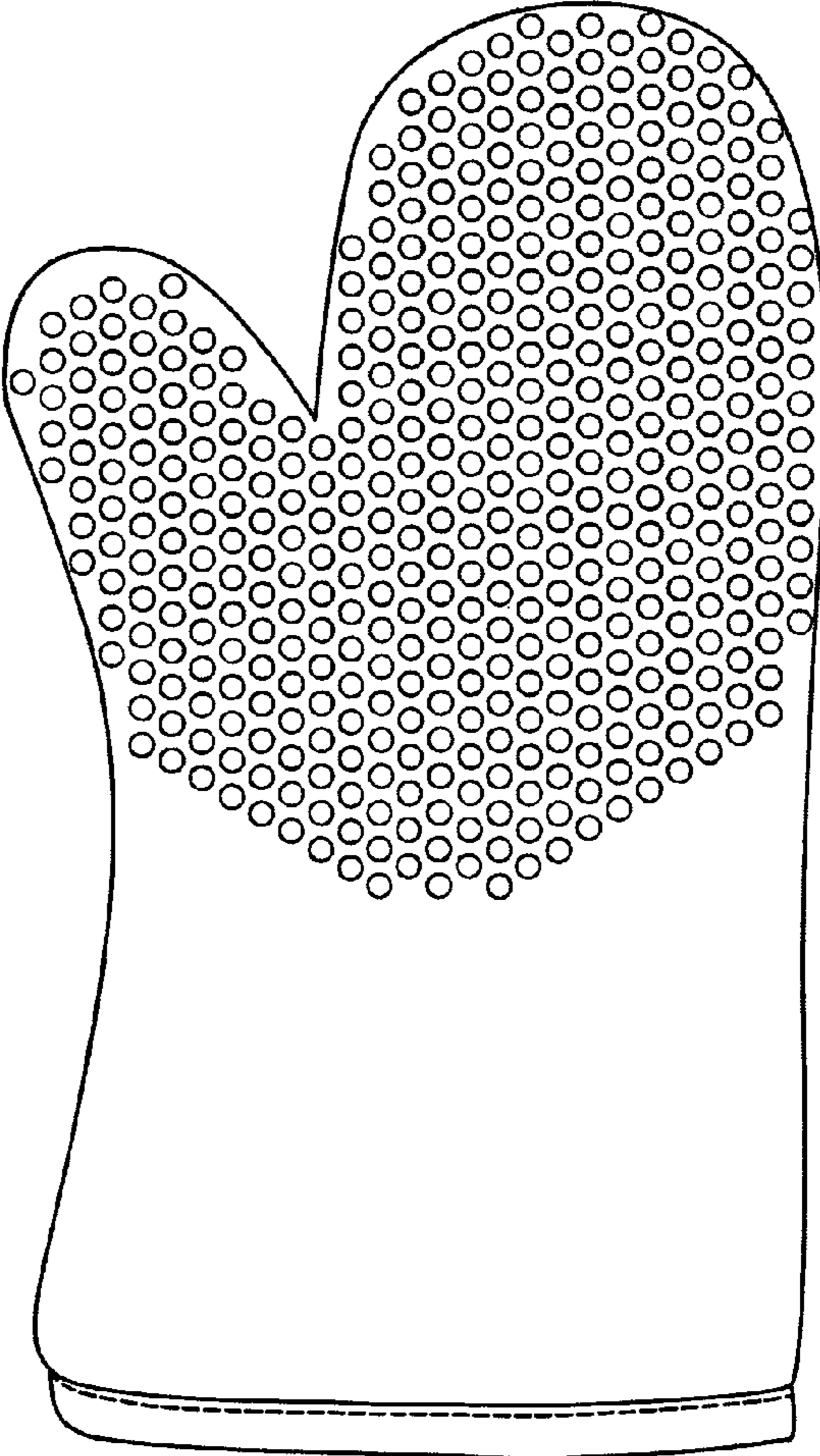


FIG. 2

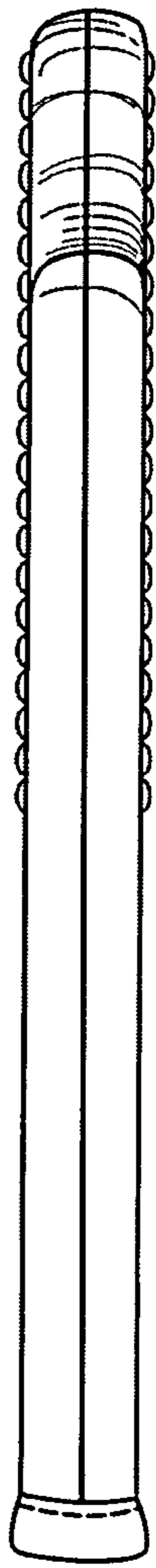


FIG. 3

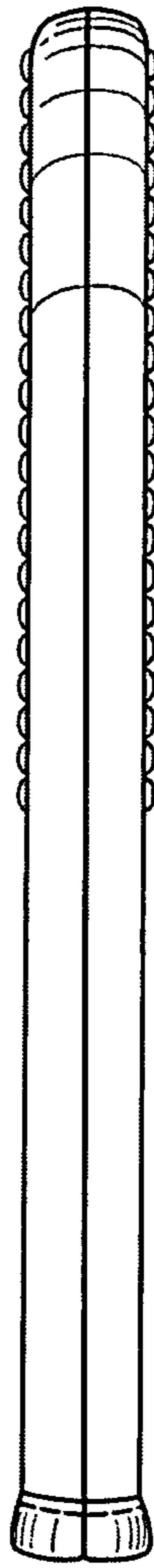


FIG. 4

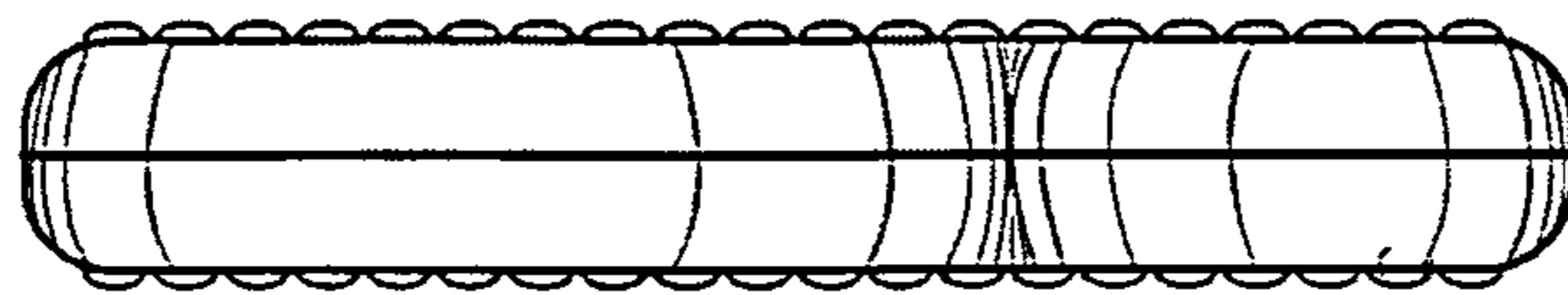


FIG. 5




FIG. 6

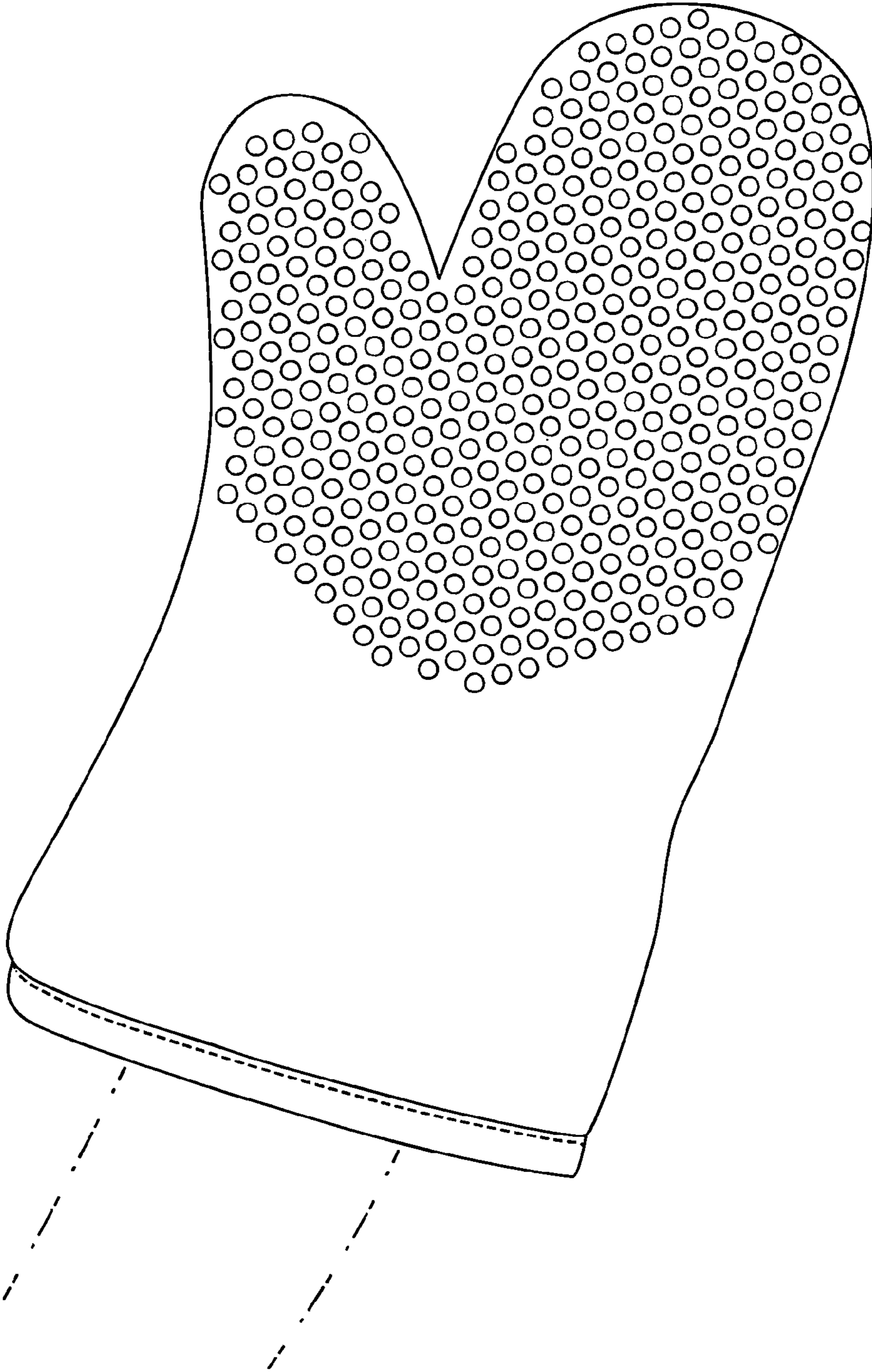


FIG. 7

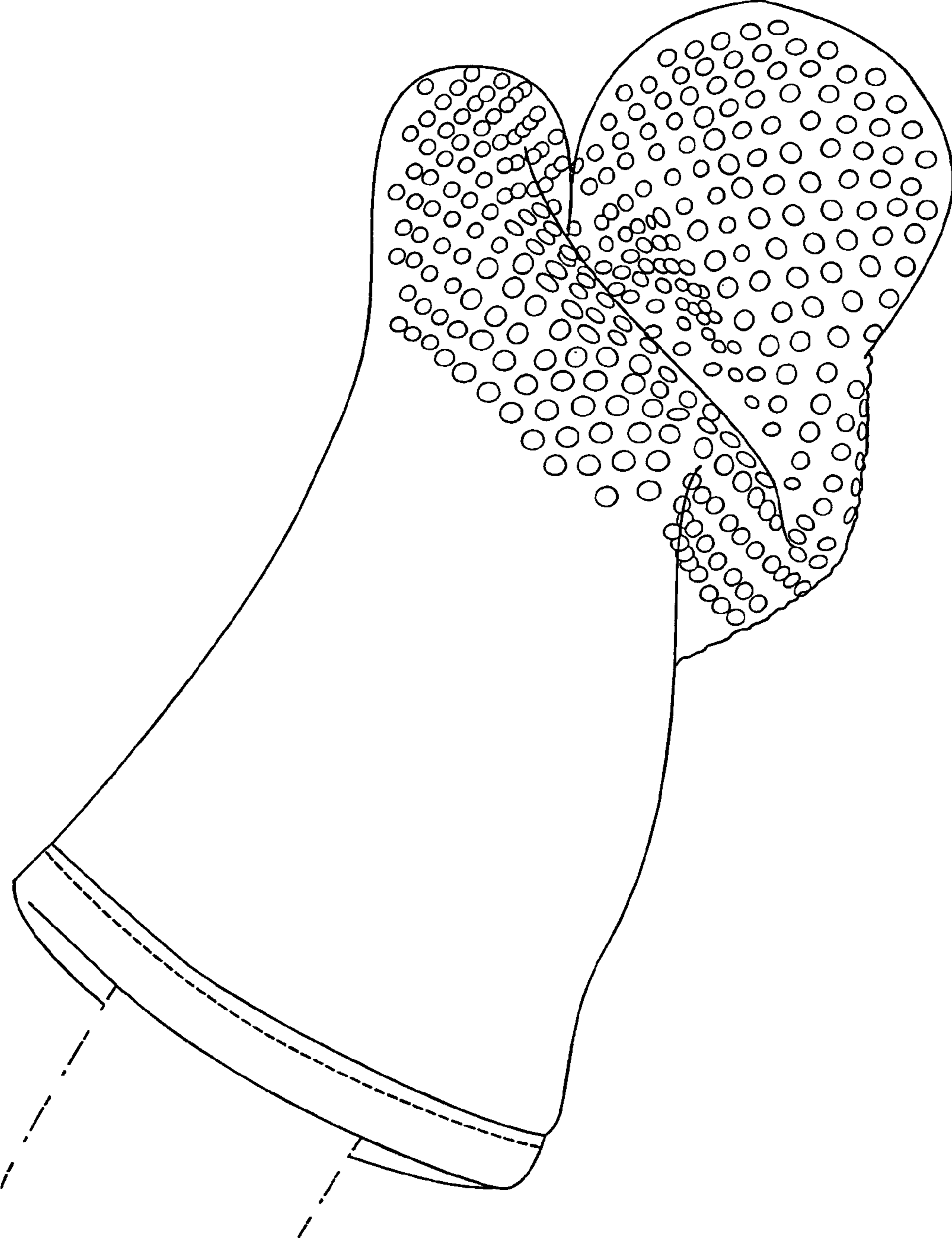


FIG. 8