

US00D734560S

(12) **United States Design Patent**
Steidle

(10) **Patent No.:** **US D734,560 S**
(45) **Date of Patent:** **** *Jul. 14, 2015**

(54) **TERRY CLOTH OVEN MITT WITH GRIP**

(71) Applicant: **Shen Manufacturing Company Incorporated**, West Conshohocken, PA (US)

(72) Inventor: **Robert M. Steidle**, Malvern, PA (US)

(73) Assignee: **SHEN MANUFACTURING COMPANY INCORPORATED**, West Conshohocken, PA (US)

(*) Notice: This patent is subject to a terminal disclaimer.

(**) Term: **14 Years**

(21) Appl. No.: **29/450,029**

(22) Filed: **Mar. 15, 2013**

(51) **LOC (10) Cl.** **06-13**

(52) **U.S. Cl.**
USPC **D29/118; D29/119; D29/117.2**

(58) **Field of Classification Search**
USPC D29/113, 114, 116.2, 117.1, 117.2, 118, D29/119, 120.1, 122, 123; D3/215, 269, D3/270, 271.1, 271.4; D2/610-623; D7/669; D28/63; 2/158-160, 2/161.1-161.8, 162-170, 16; 401/6-8; 446/73, 74, 327, 328; 223/78; 156/230; D30/158; D24/190, 200; 119/611; 15/227; D32/40
CPC A41D 19/01529; A41D 19/0058; A41D 19/01; A46B 5/04; A47G 23/0303; A47J 36/34; A47J 45/10
See application file for complete search history.

(56) **References Cited**

U.S. PATENT DOCUMENTS

1,209,763 A * 12/1916 Rosengren 401/7
D323,217 S * 1/1992 Holden D24/190

(Continued)

OTHER PUBLICATIONS

Terry cloth oven mitt, available Dec. 14, 2012, [online], [site visited Oct. 27, 2014]. Available from internet, <URL: http://brickovenbaker.com/cooking-tools/wearables/oven-mitt-terry-cloth-outer-silicone-lining.*

(Continued)

Primary Examiner — Cathron Brooks

Assistant Examiner — Teddy Falloway

(74) *Attorney, Agent, or Firm* — John F. A. Earley, III; Frank J. Bonini, Jr.; Harding, Earley, Follmer & Frailey, P.C.

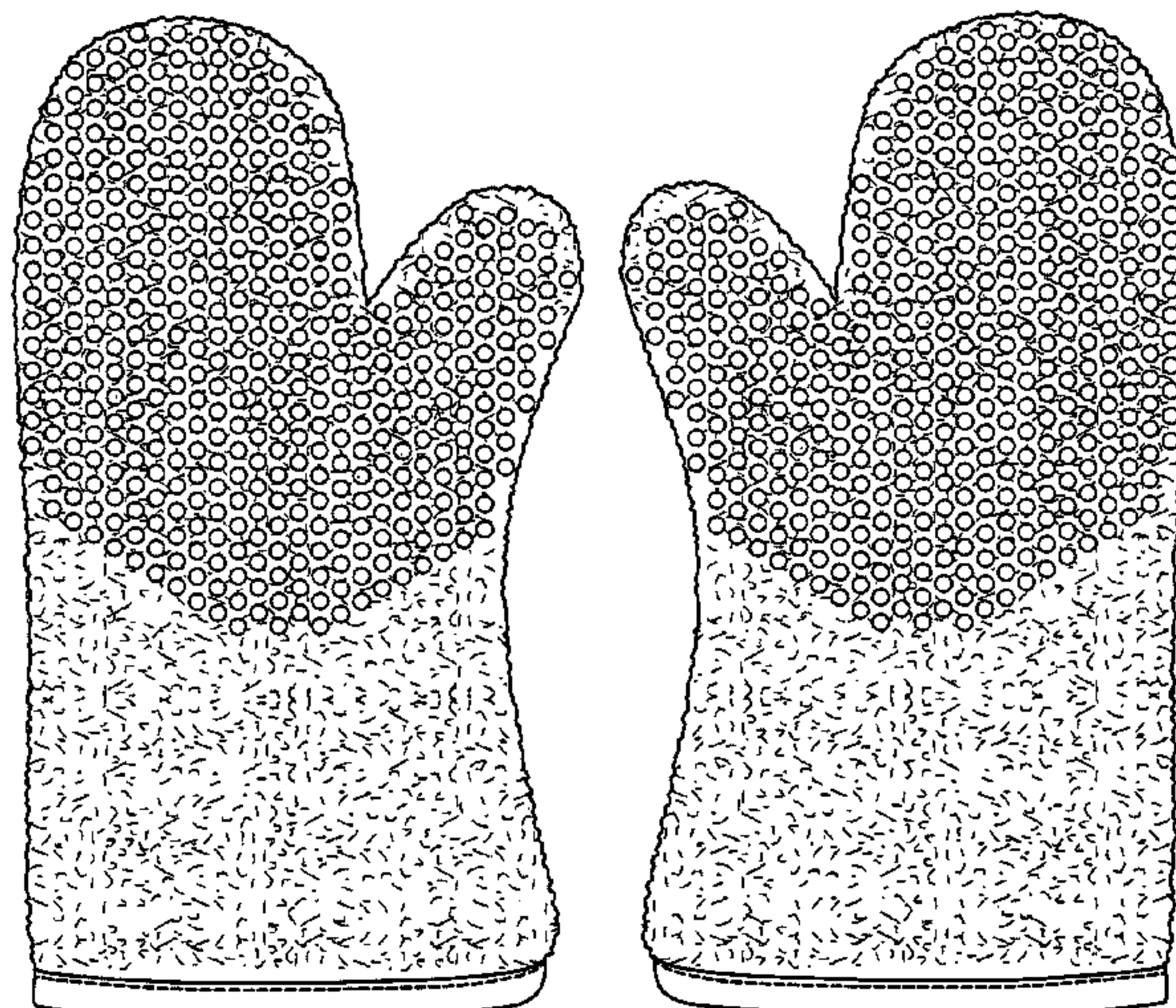
(57) **CLAIM**

The ornamental design for a terry cloth oven mitt with grip, as substantially shown and described.

DESCRIPTION

FIG. 1 is a front elevation view of a terry cloth oven mitt with grip showing my new design;
FIG. 2 is a rear elevation view thereof;
FIG. 3 is a right side elevation view thereof;
FIG. 4 is a left side elevation view thereof;
FIG. 5 is a top plan view thereof;
FIG. 6 is a bottom plan view thereof;
FIG. 7 is a rear perspective view of the terry cloth oven mitt with grip, with a hand inserted therein; and,
FIG. 8 is a rear perspective view of the terry cloth oven mitt with grip in an alternate position, with a hand inserted therein. The gripping bumps of the grip are composed of solid material. The speckling indicates a terry cloth type rough surface. The dashed lines indicate stitching. The broken lines shown in FIG. 6 are included for the purpose of illustrating portions of the terry cloth oven mitt that form no part of the claimed design. The broken lines shown representing a hand in FIGS. 7 and 8 are included for the purpose of illustrating environment and form no part of the claimed design.

1 Claim, 4 Drawing Sheets



(56)

References Cited

U.S. PATENT DOCUMENTS

D365,891	S *	1/1996	Gargano et al.	D28/63
D476,777	S *	7/2003	Beyda	D29/118
D519,684	S *	4/2006	Simic	D29/118
D526,096	S *	8/2006	Kaposi	D29/118
D528,251	S *	9/2006	Lion et al.	D29/118
D564,721	S *	3/2008	Vinson et al.	D32/40
D639,513	S *	6/2011	Ho et al.	D29/118
D639,781	S *	6/2011	Ho et al.	D14/218
2004/0000373	A1 *	1/2004	Tweel et al.	156/230
2005/0177923	A1 *	8/2005	Simic	2/161.6
2006/0080757	A1 *	4/2006	Beyda	2/164
2008/0313788	A1 *	12/2008	Yan	2/158

OTHER PUBLICATIONS

Terry cloth oven mitt, available Sep. 29, 2013, [online], [site visited Oct. 27, 2014]. Available from internet, <URL: <http://www.sier-ratradingpost.com/cuisinart-extra-thick-terry-oven-mitts-2-pack~p~6106r/?colorFamily=01&merch=prod-sim-prod-6106R>>.*
 BrickOvenBaker terry cloth oven mitt, available Dec. 14, 2012, [online], [site visited Oct. 29, 2014]. Available from internet, <URL: <http://brickovenbaker.com/cooking-tools/wearables/oven-mitt-terry-cloth-outer-silicone-lining>>.*
 Bed Bath and Beyond Terry Cotton Oven Mitt, available Oct. 3, 2012, [online], [site visited Oct. 29, 2014]. Available from internet, <URL: <http://www.bedbathandbeyond.com/store/product/terry-cotton-oven-mitt/202845>>.*

* cited by examiner

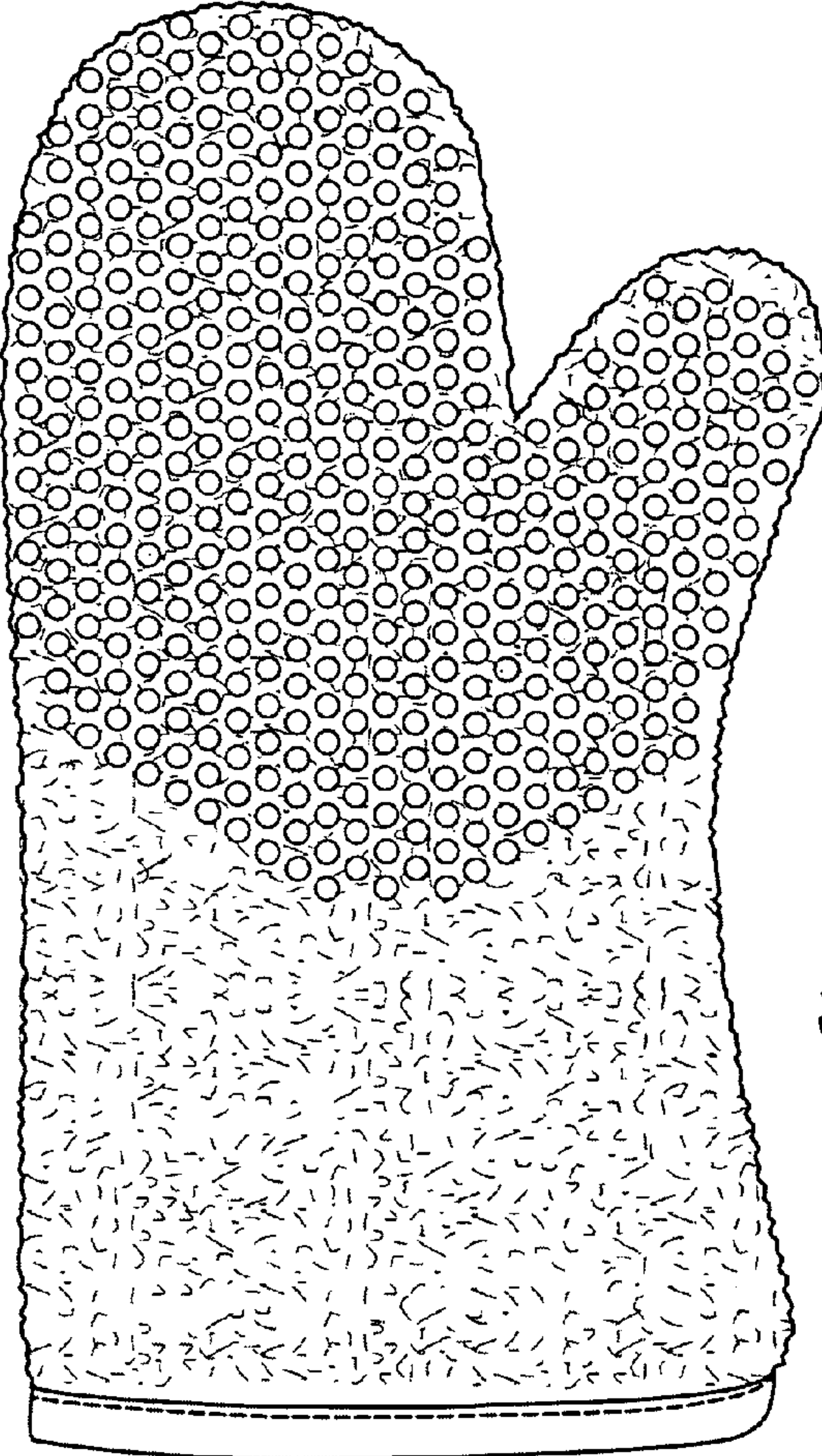


FIG. 1

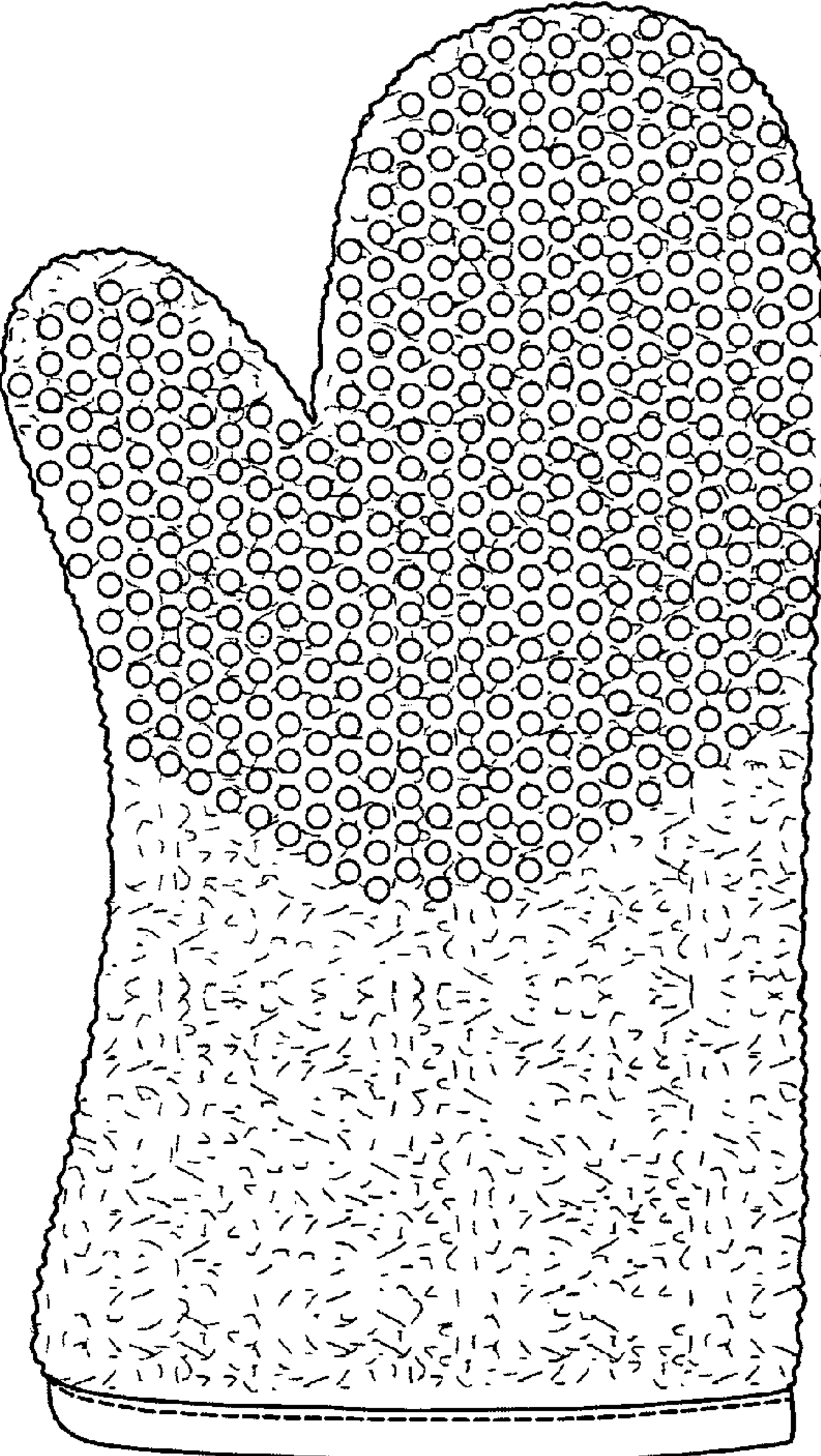


FIG. 2




FIG. 3



FIG. 4

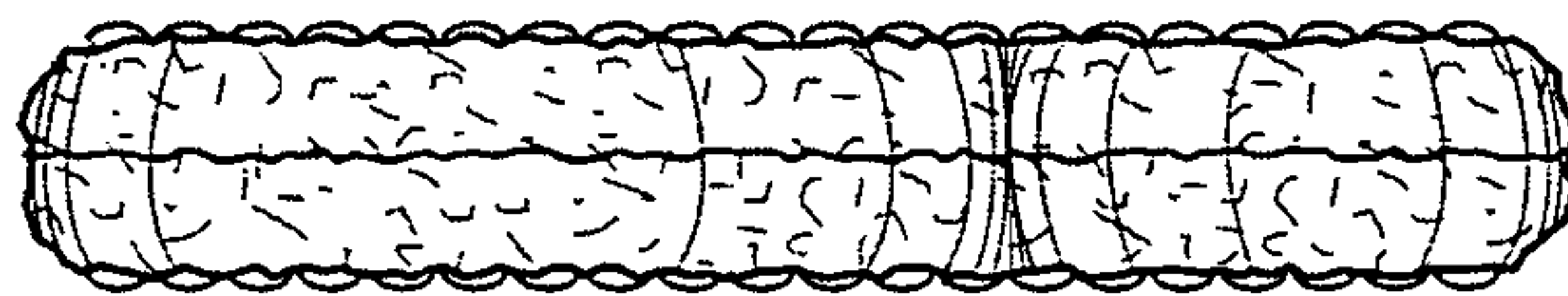


FIG. 5




FIG. 6

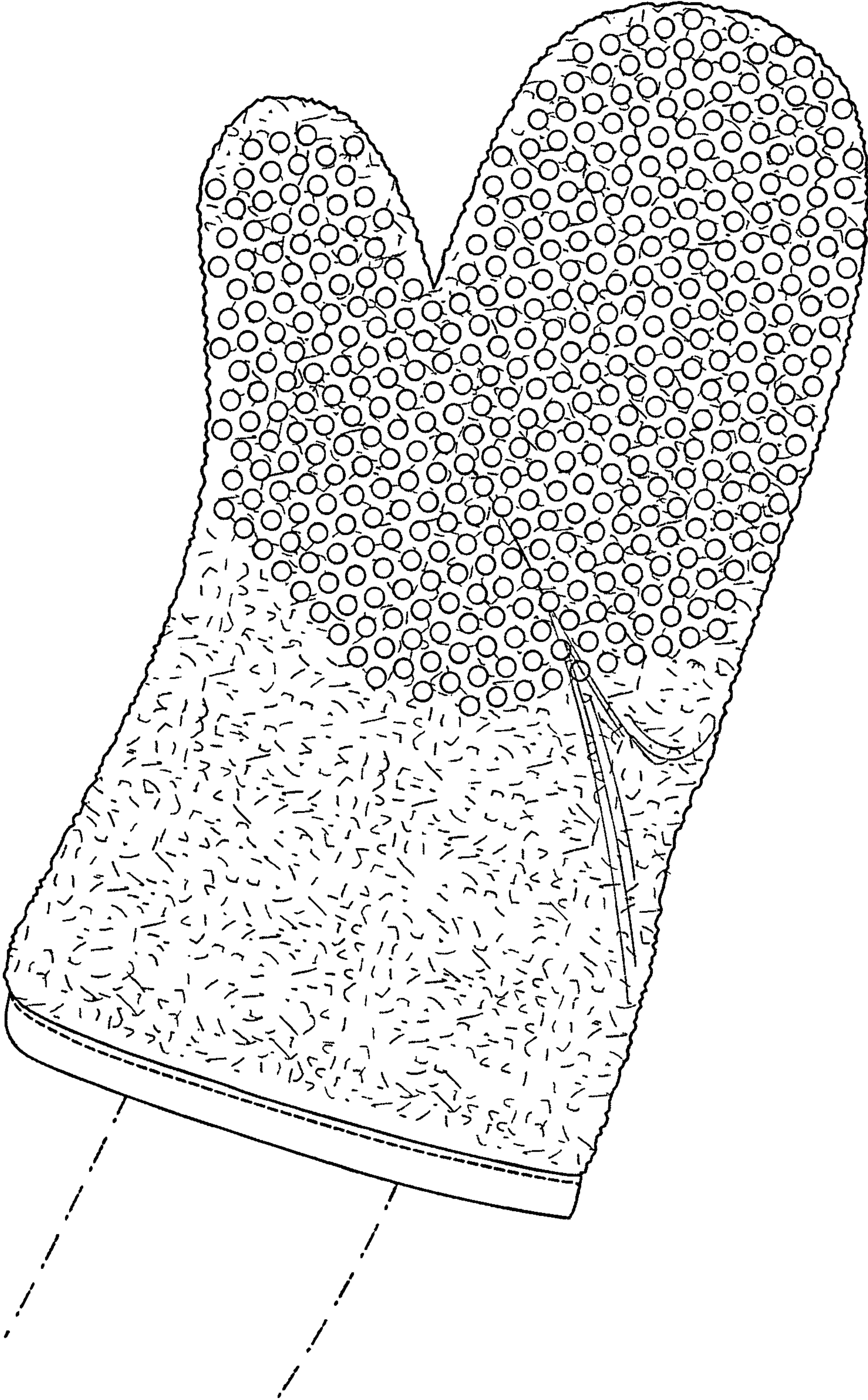


FIG. 7

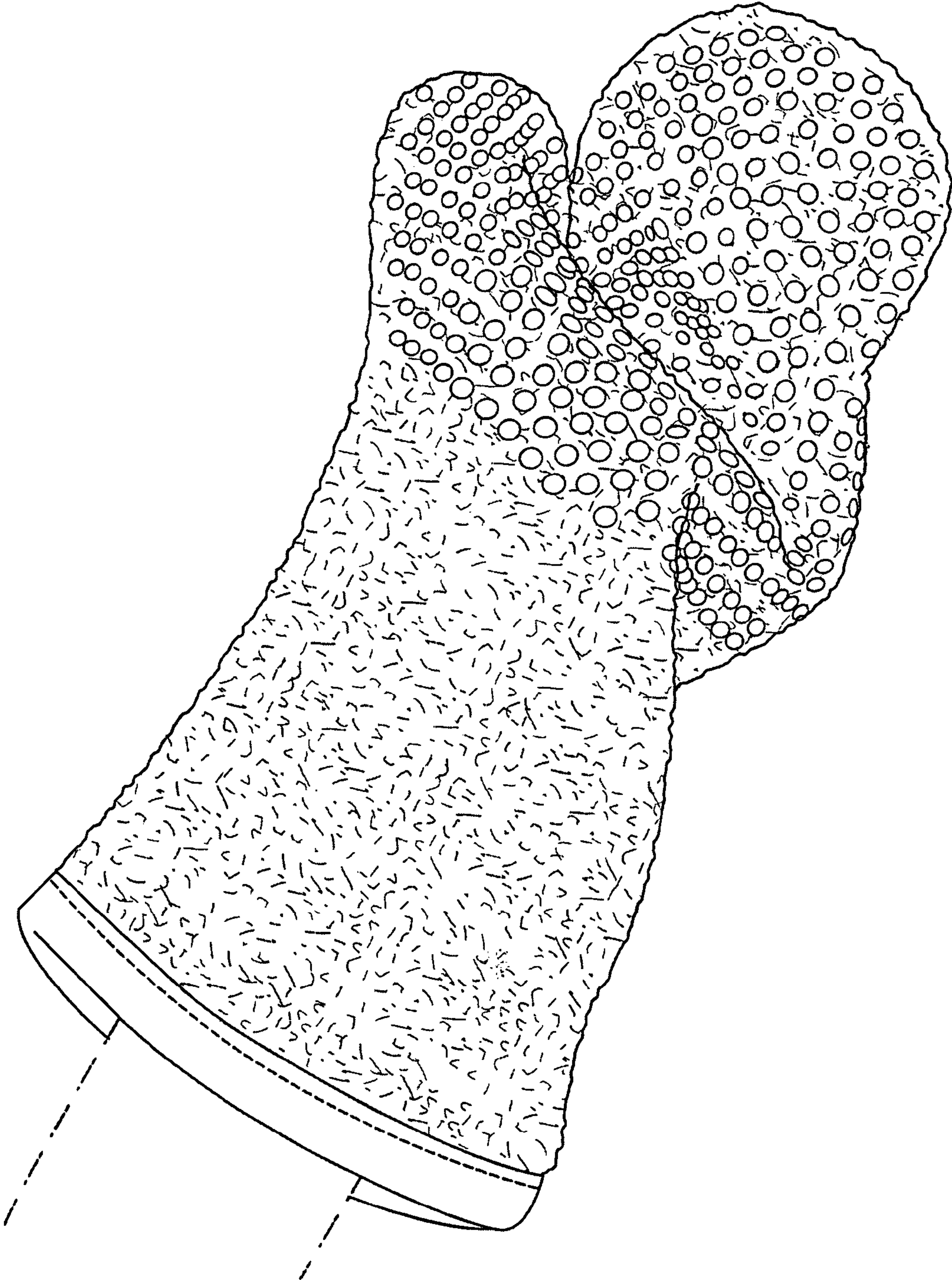


FIG. 8