



US00D734548S

(12) **United States Design Patent**
Dadon

(10) **Patent No.:** **US D734,548 S**
(45) **Date of Patent:** **** Jul. 14, 2015**

(54) **LED NAIL DRYER LAMP**

(71) Applicant: **Lior Dadon**, Tarzana, CA (US)

(72) Inventor: **Lior Dadon**, Tarzana, CA (US)

(**) Term: **14 Years**

(21) Appl. No.: **29/476,259**

(22) Filed: **Dec. 12, 2013**

(51) **LOC (10) Cl.** **28-03**

(52) **U.S. Cl.**
USPC **D28/58**; D28/54.1

(58) **Field of Classification Search**
USPC D28/54.1, 56-58; 250/504 R-504 H,
250/492.1, 202; 132/73; D24/209-210;
34/275, 202, 90

See application file for complete search history.

(56) **References Cited**

U.S. PATENT DOCUMENTS

D299,559	S	*	1/1989	Wong	D28/58
5,280,679	A	*	1/1994	Edelman	D28/54.1
D601,302	S	*	9/2009	Chang	D28/54.1
D661,021	S	*	5/2012	Chang	D28/54.1
D680,272	S	*	4/2013	Cheng	D28/54.1
D690,467	S	*	9/2013	Jing	D28/58
D692,617	S	*	10/2013	Haile	D28/58
D715,494	S	*	10/2014	Kim	D28/58
2013/0161531	A1		6/2013	Haile		
2013/0313445	A1	*	11/2013	Watson	250/492.1

OTHER PUBLICATIONS

eBAY listing: http://www.ebay.com/itm/Harmony-Gelish-Acrylic-Gel-Nail-Light-18G-LED-Lamp-Manicure-Timer-Salon-Dryer-/330988922481?pt=US_Nail_Care&hash=item4d107a2671.
eBAY listing: http://www.ebay.com/itm/Salon-Edge-Portable-12W-LED-Lamp-Gel-Nail-Polish-Gelsih-Curing-Light-Dryer-Timer-/400553127311?pt=US_Nail_Care&hash=item5d42d3ad8f.
eBAY listing: http://www.ebay.com/itm/Nail-Dryer-6-Price-6-Style-LED-UV-Nail-Dryer-FAST-NAIL-ART-Polish-DRYER-/130582228401?pt=US_Nail_Care&var=&hash=item1e674eadb1.
eBAY listing: http://www.ebay.com/itm/FREE-PP-5W-100V-240V-LED-NAIL-UV-LAMP-Square-TYPE-NAIL-DRYER-WHITE-COLOR-/321271659007?pt=US_Nail_Care&hash=item4acd4879ff.

* cited by examiner

Primary Examiner — Jennifer Rivard
(74) *Attorney, Agent, or Firm* — Edwin Tarver; Lauson & Tarver, LLP

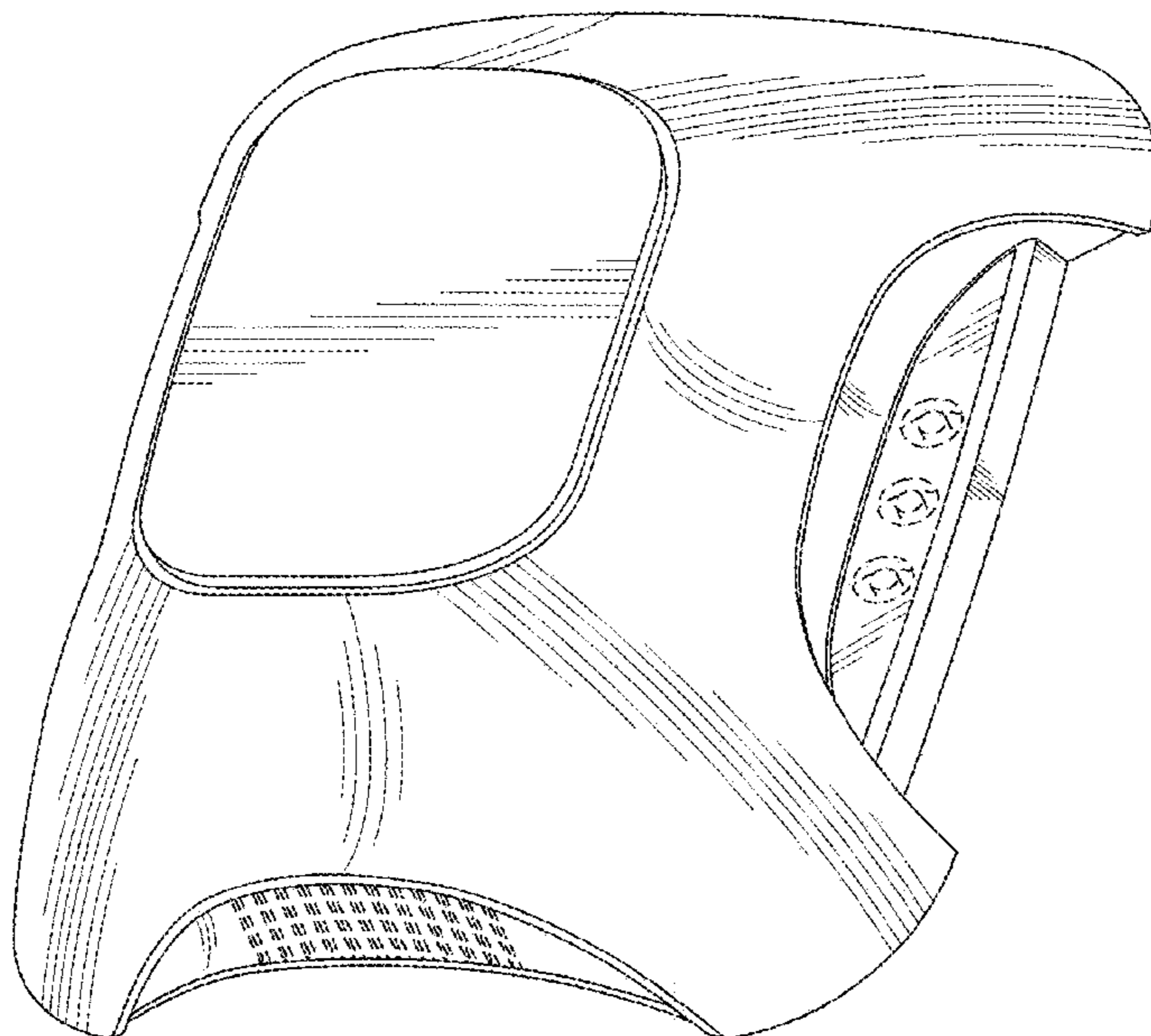
(57) **CLAIM**

I claim the ornamental design for a LED nail dryer lamp, as shown and described.

DESCRIPTION

FIG. 1 is a rear perspective view of the preferred embodiment. FIG. 2 is a top plan view of the preferred embodiment. FIG. 3 is a front view of the preferred embodiment. FIG. 4 is a rear view of the preferred embodiment. FIG. 5 is a left side elevation view of the preferred embodiment; and, FIG. 6 is the right side elevation view of the preferred embodiment. Portions of the LED nail dryer lamp are shown in broken lines for illustration purposes only, and form no part of the claimed design.

1 Claim, 4 Drawing Sheets



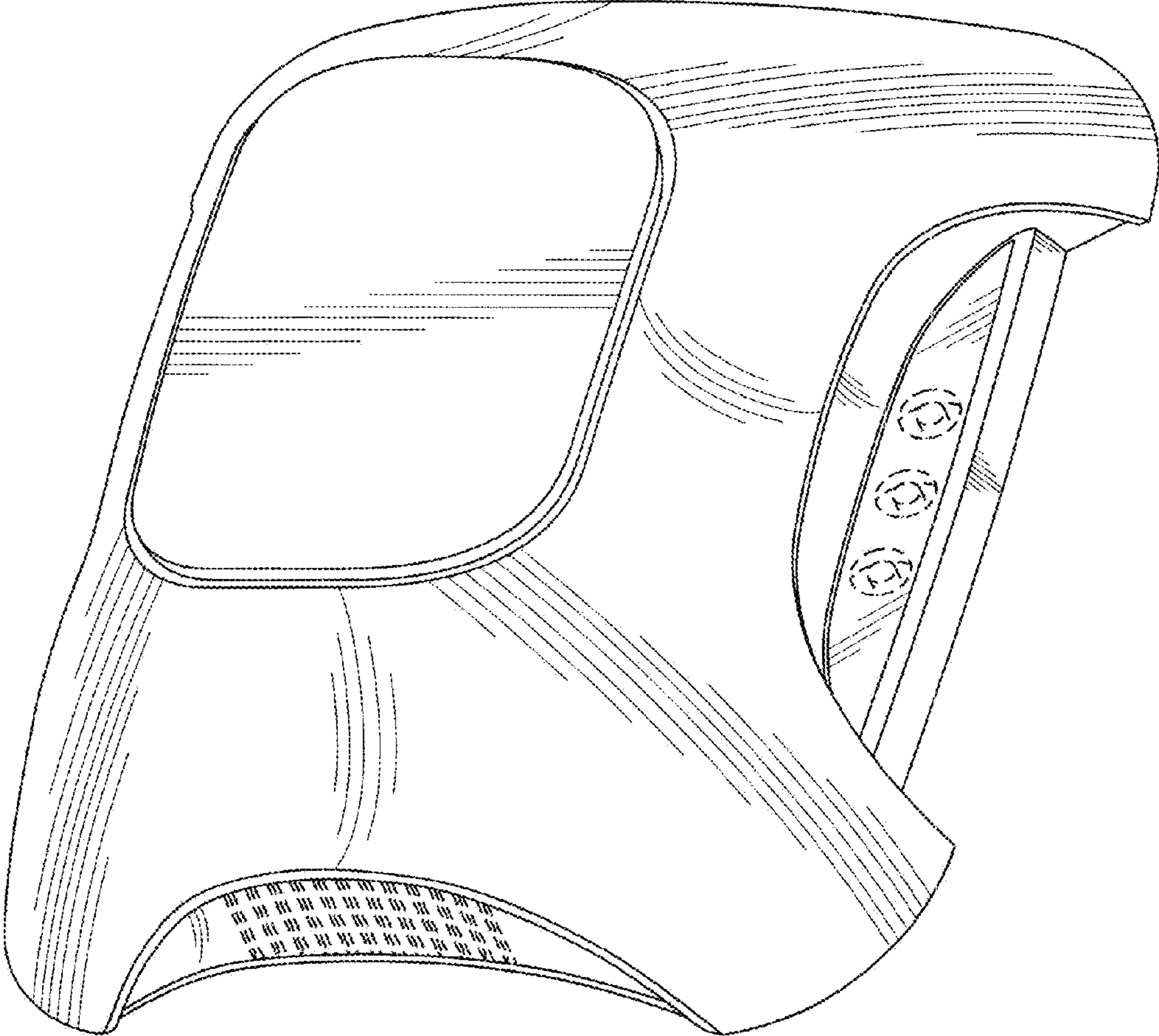


FIG. 1

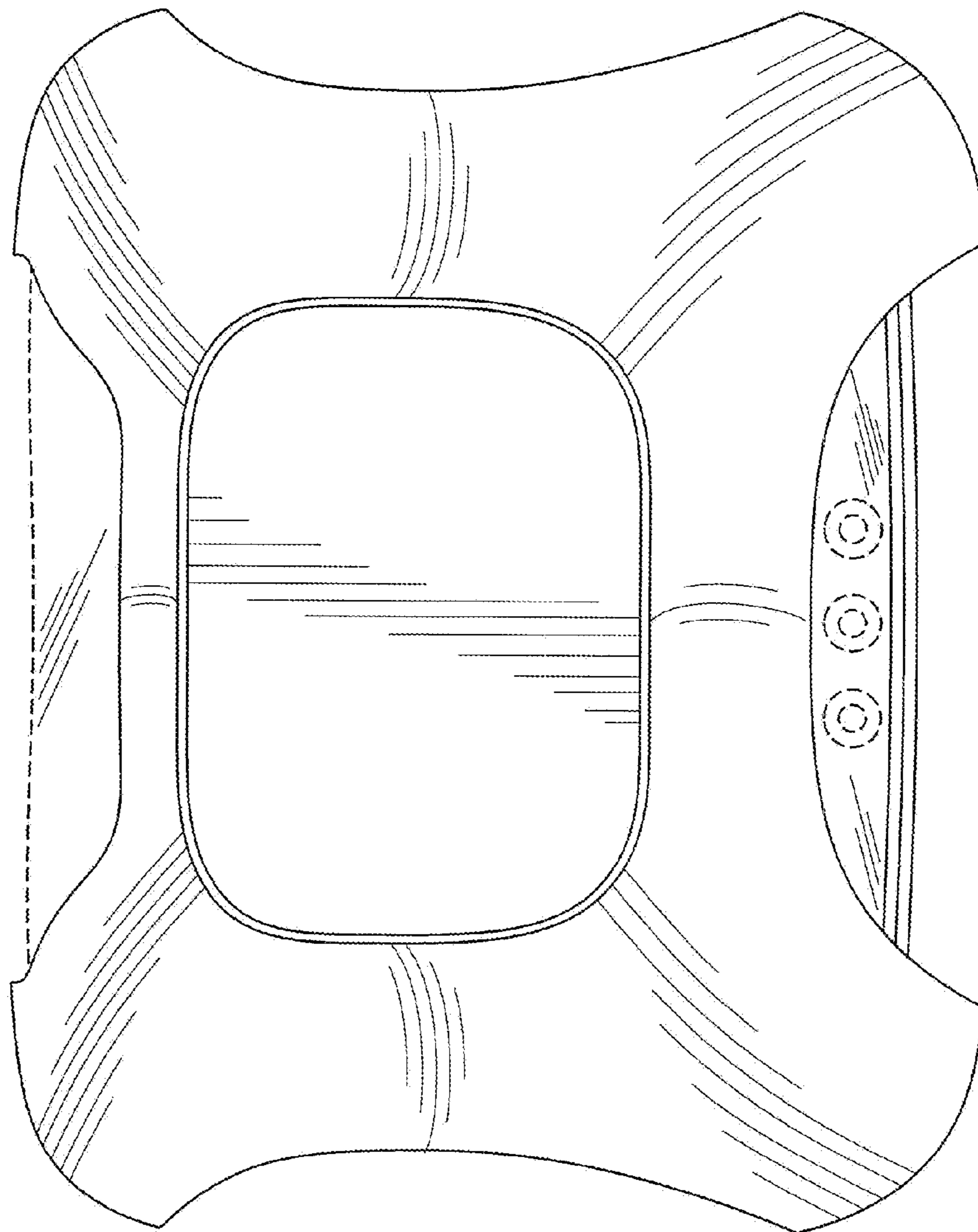


FIG. 2

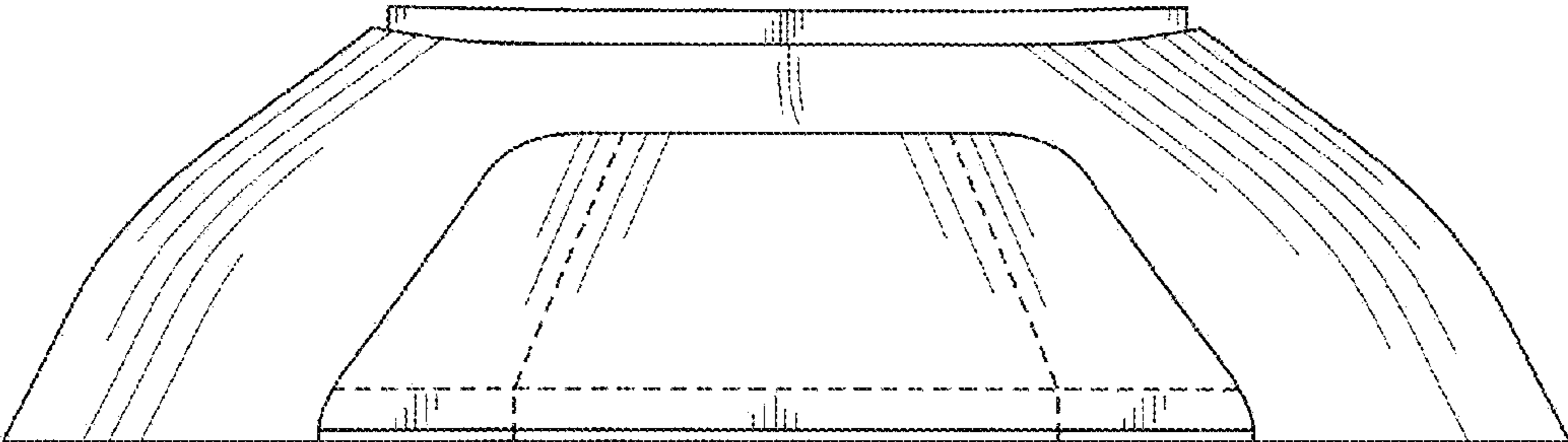


FIG. 3

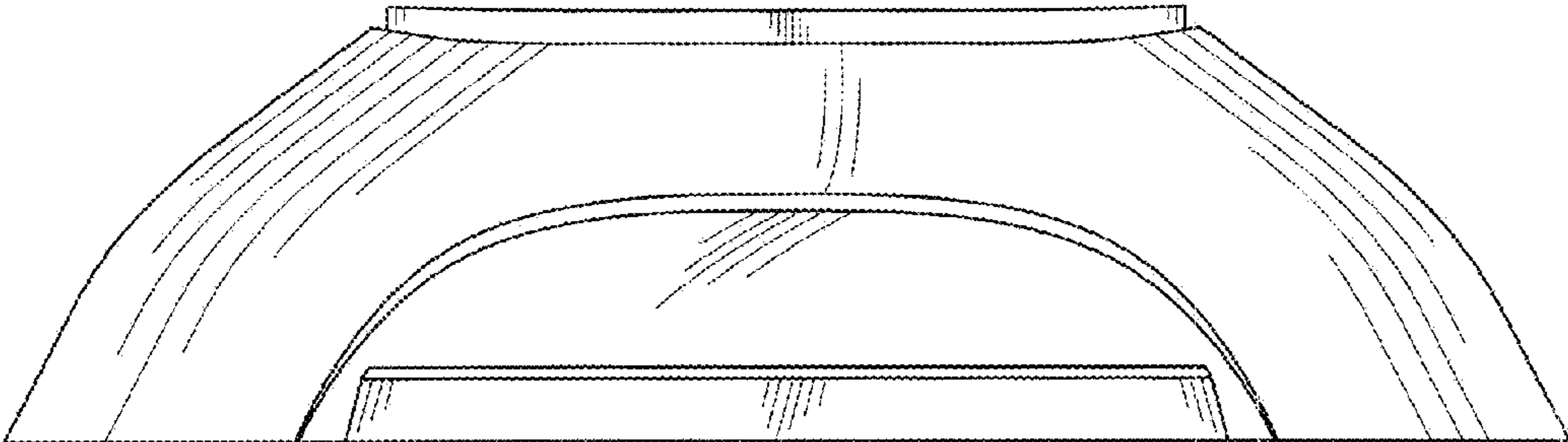


FIG. 4

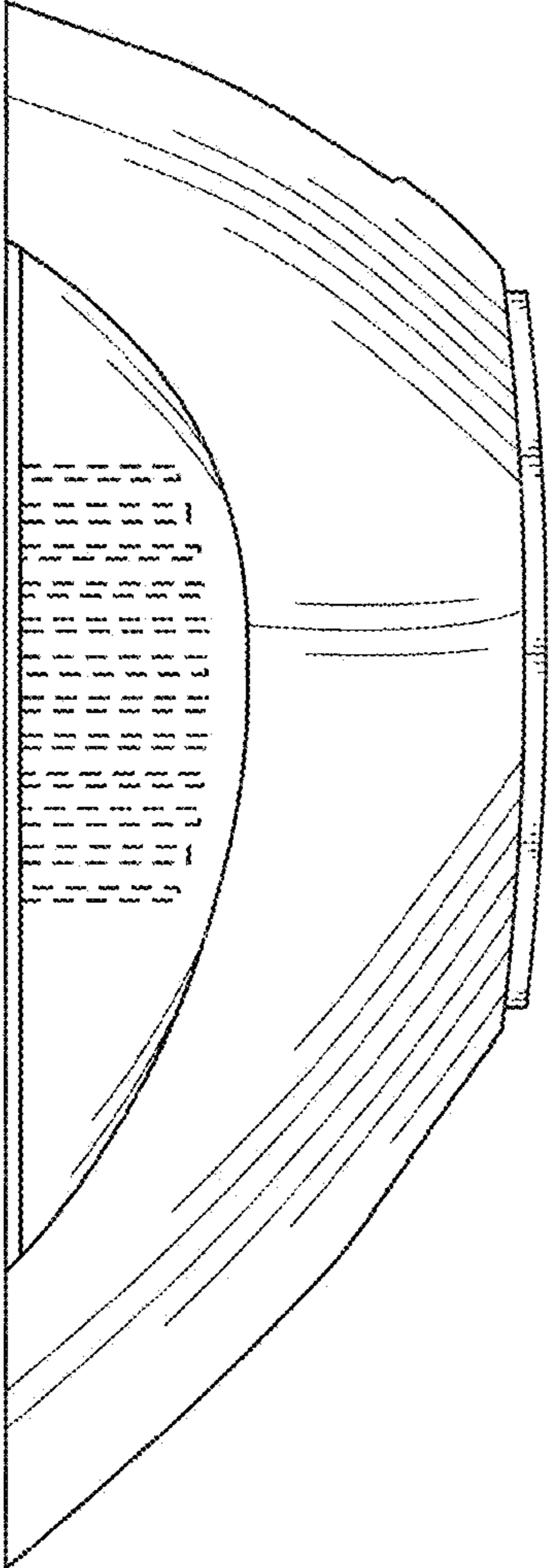


FIG. 5

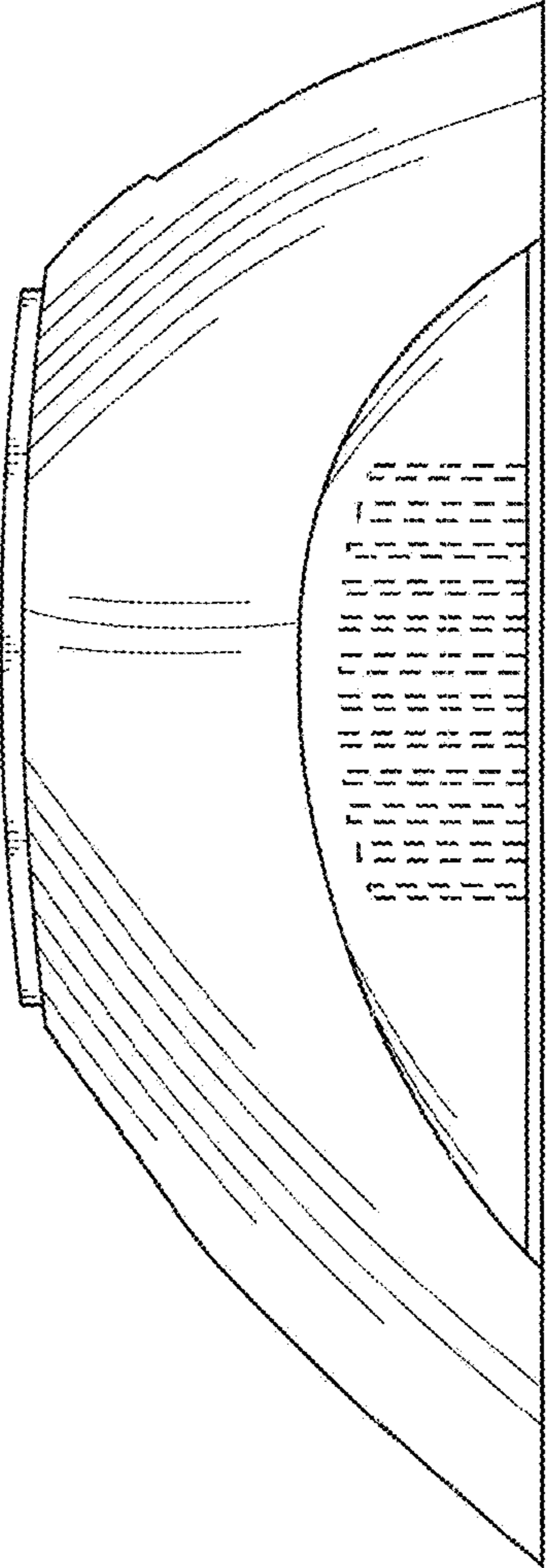


FIG. 6