



US00D734543S

(12) **United States Design Patent**
Mintz et al.

(10) **Patent No.:** **US D734,543 S**
(45) **Date of Patent:** **** Jul. 14, 2015**

(54) **CLIPPER**
(71) Applicant: **Medline Industries, Inc.**, Mundelein, IL (US)
(72) Inventors: **Stuart Mintz**, Glenview, IL (US);
Kaitlyn Farley, Chicago, IL (US);
Derek Roberts, Chicago, IL (US);
Andrew Nachenberg, Grayslake, IL (US)
(73) Assignee: **MEDLINE INDUSTRIES, INC.**, Mundelein, IL (US)

D567,444 S *	4/2008	Giannini	D28/54
D570,544 S *	6/2008	Hara et al.	D28/53
D583,098 S *	12/2008	Giannini	D28/54
D602,636 S *	10/2009	Lothar et al.	D28/54
8,191,262 B2 *	6/2012	Palmer et al.	30/34.05
D711,044 S *	8/2014	Palmer et al.	D28/53
D711,045 S *	8/2014	Palmer et al.	D28/54
D711,593 S *	8/2014	Palmer et al.	D28/54
D711,594 S *	8/2014	Palmer et al.	D28/54

* cited by examiner

Primary Examiner — Jennifer Rivard
(74) *Attorney, Agent, or Firm* — McAndrews Held & Malloy, Ltd.

(**) Term: **14 Years**

(21) Appl. No.: **29/483,527**

(22) Filed: **Feb. 28, 2014**

(51) **LOC (10) Cl.** **28-03**

(52) **U.S. Cl.**
USPC **D28/53**

(58) **Field of Classification Search**
USPC D28/49-54, 44-48; 30/34.05, 32, 34.1,
30/34.2, 43-43.92, 29.5, 526-527, 44-45,
30/341, 195-22, 272.1, 226-227, 231,
30/233-233.5, 537
See application file for complete search history.

(56) **References Cited**

U.S. PATENT DOCUMENTS

D519,681 S *	4/2006	Liao	D28/54
D567,443 S *	4/2008	Giannini	D28/53

(57) **CLAIM**

The ornamental design for a clipper, as shown and described.

DESCRIPTION

This application makes reference to: U.S. utility application Ser. No. 14/193,367 filed Feb. 28, 2014. The above referenced application, and all of the subject matter disclosed therein, is incorporated herein by reference in its entirety.

FIG. 1 is a front right perspective view of a clipper showing our new design;

FIG. 2 is a front elevation view thereof;

FIG. 3 is a rear elevation view thereof;

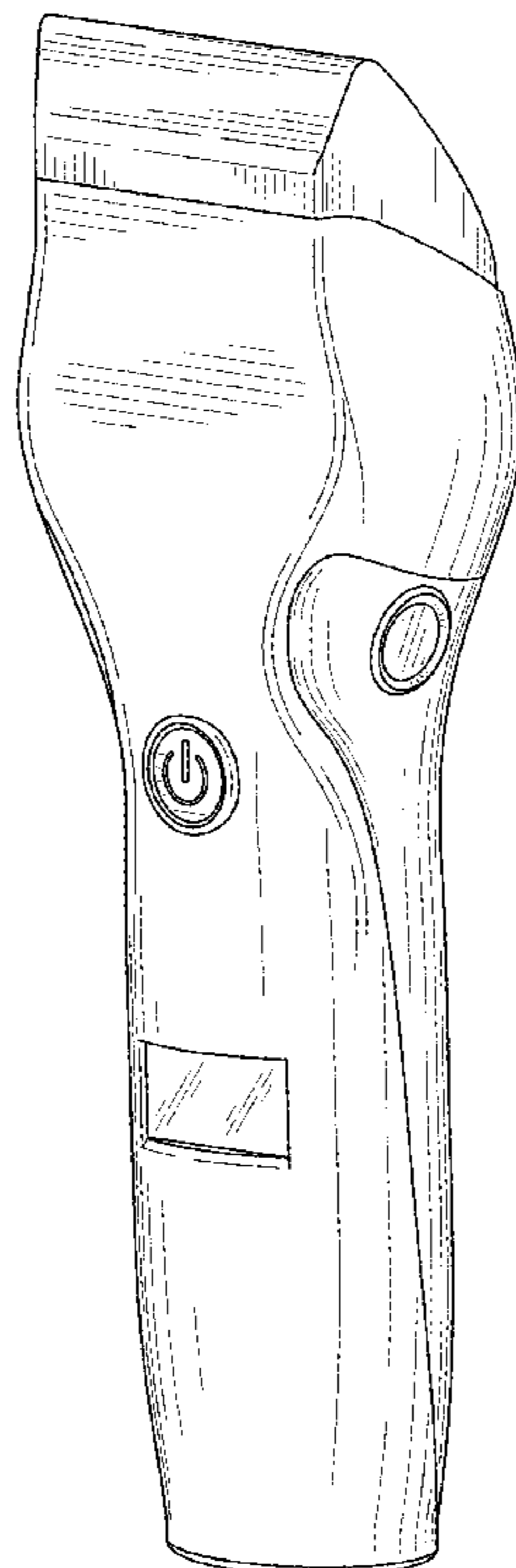
FIG. 4 is a left side elevation view thereof;

FIG. 5 is a right side elevation view thereof;

FIG. 6 is a top plan view thereof; and,

FIG. 7 is a bottom plan view thereof.

1 Claim, 4 Drawing Sheets



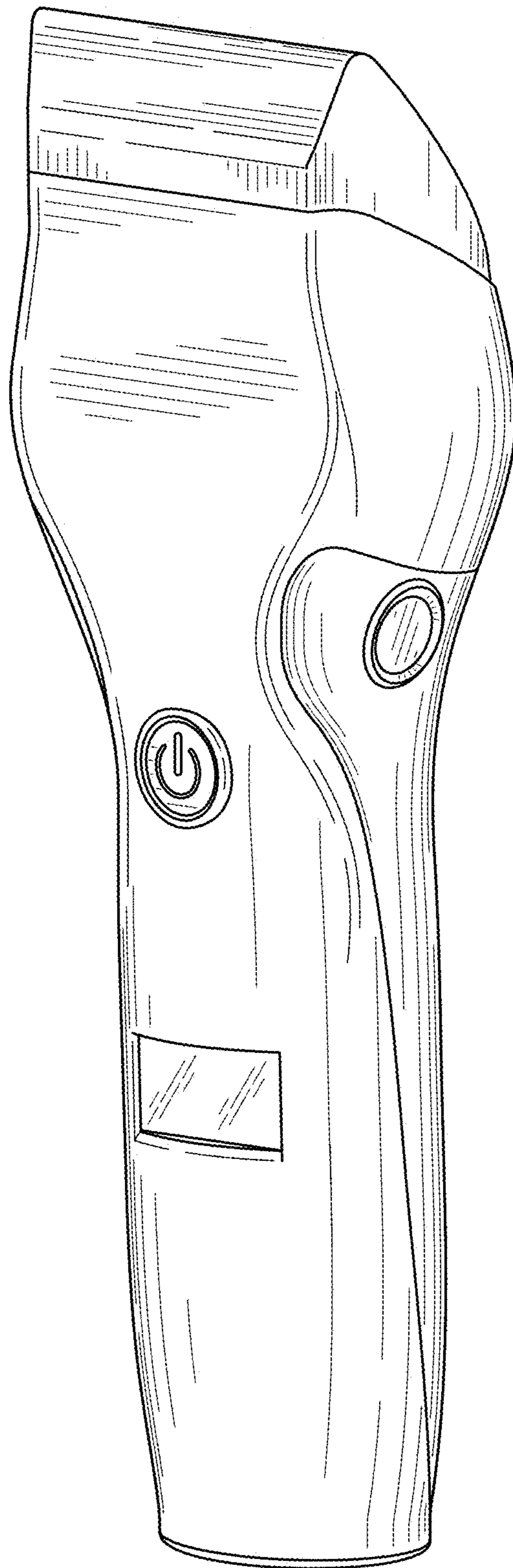


FIG. 1

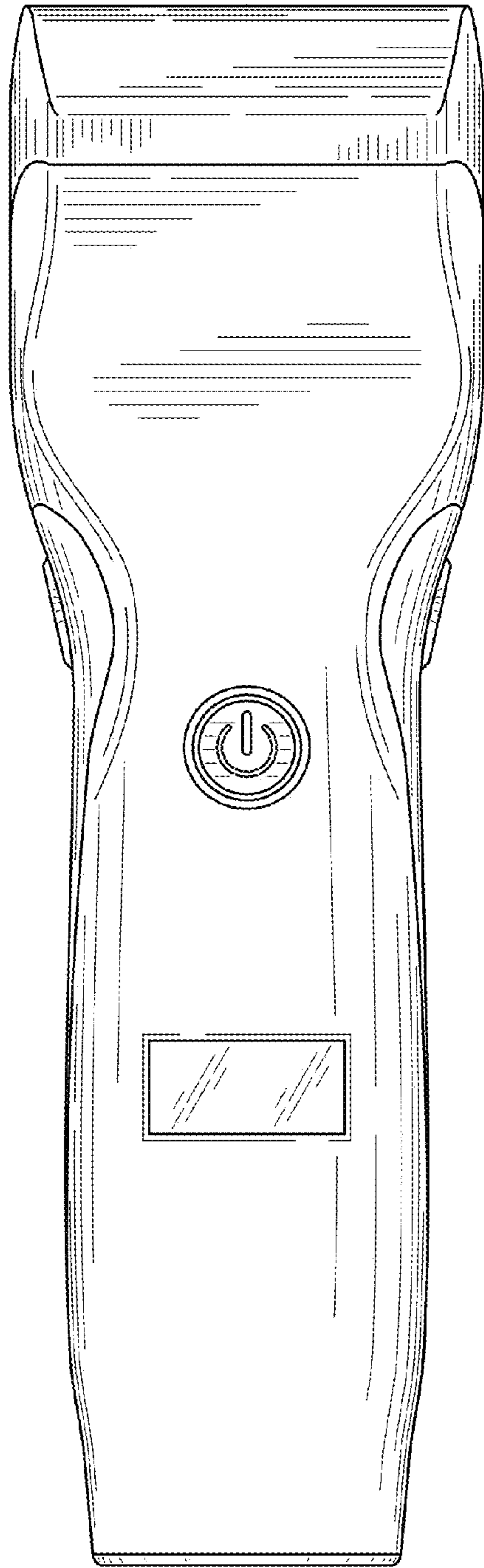


FIG. 2

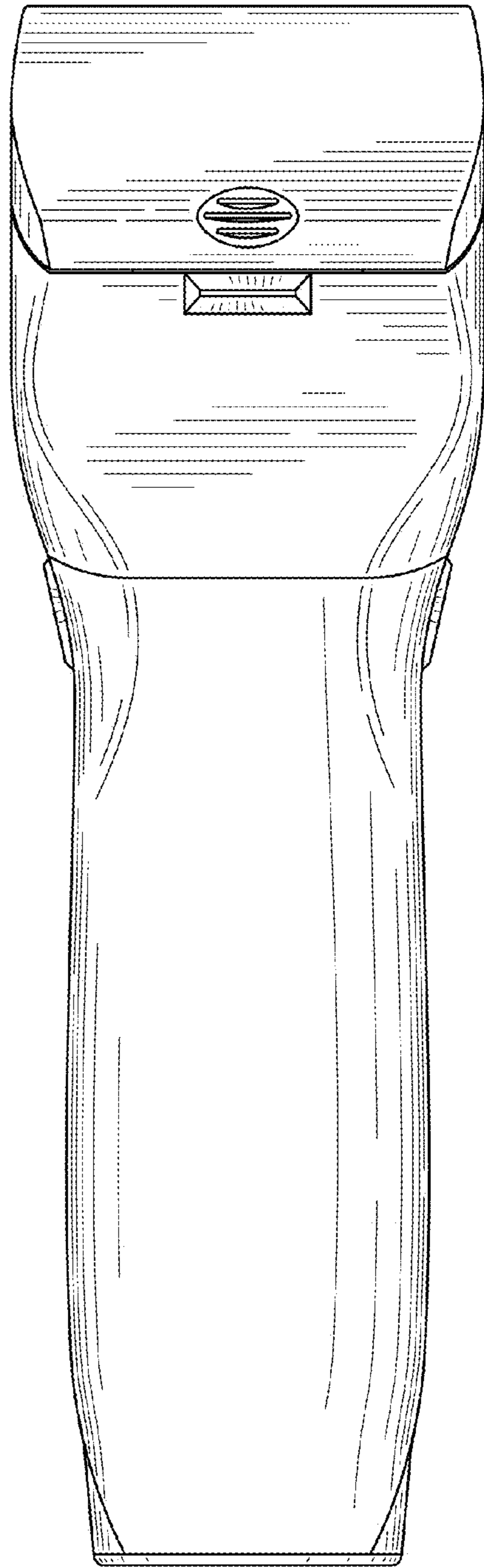


FIG. 3

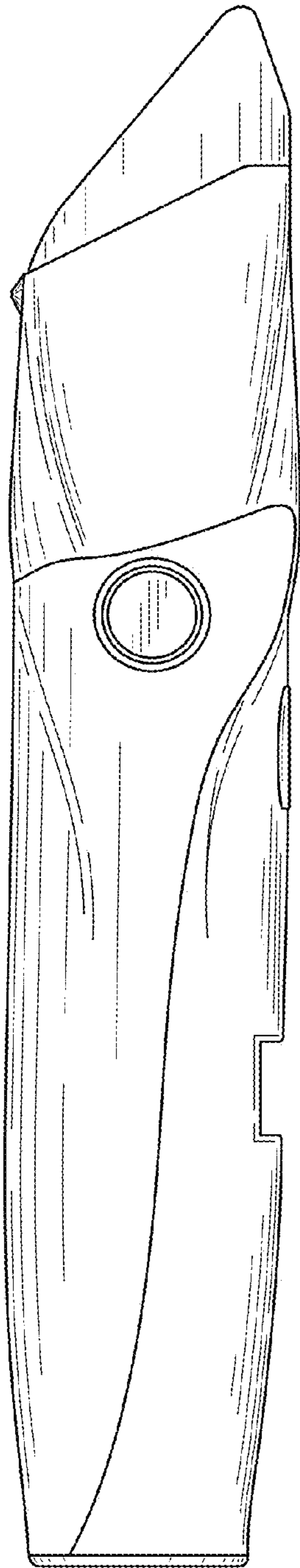


FIG. 4

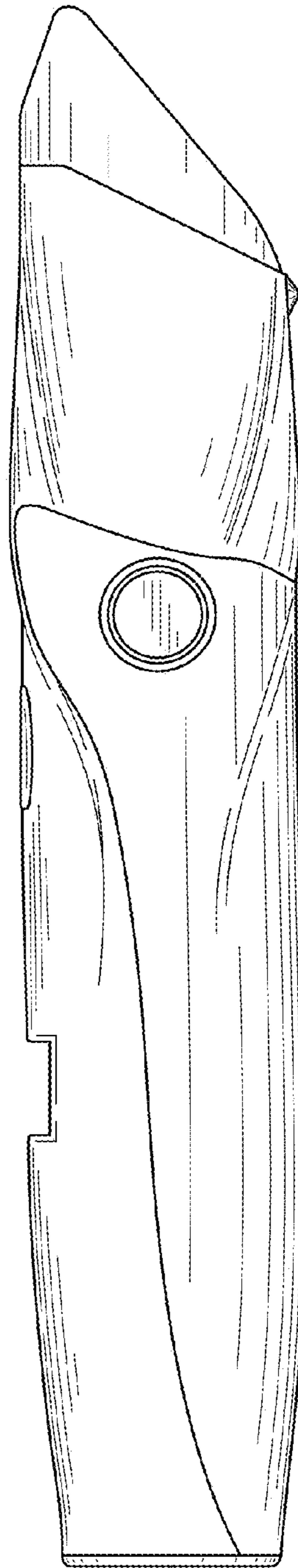


FIG. 5

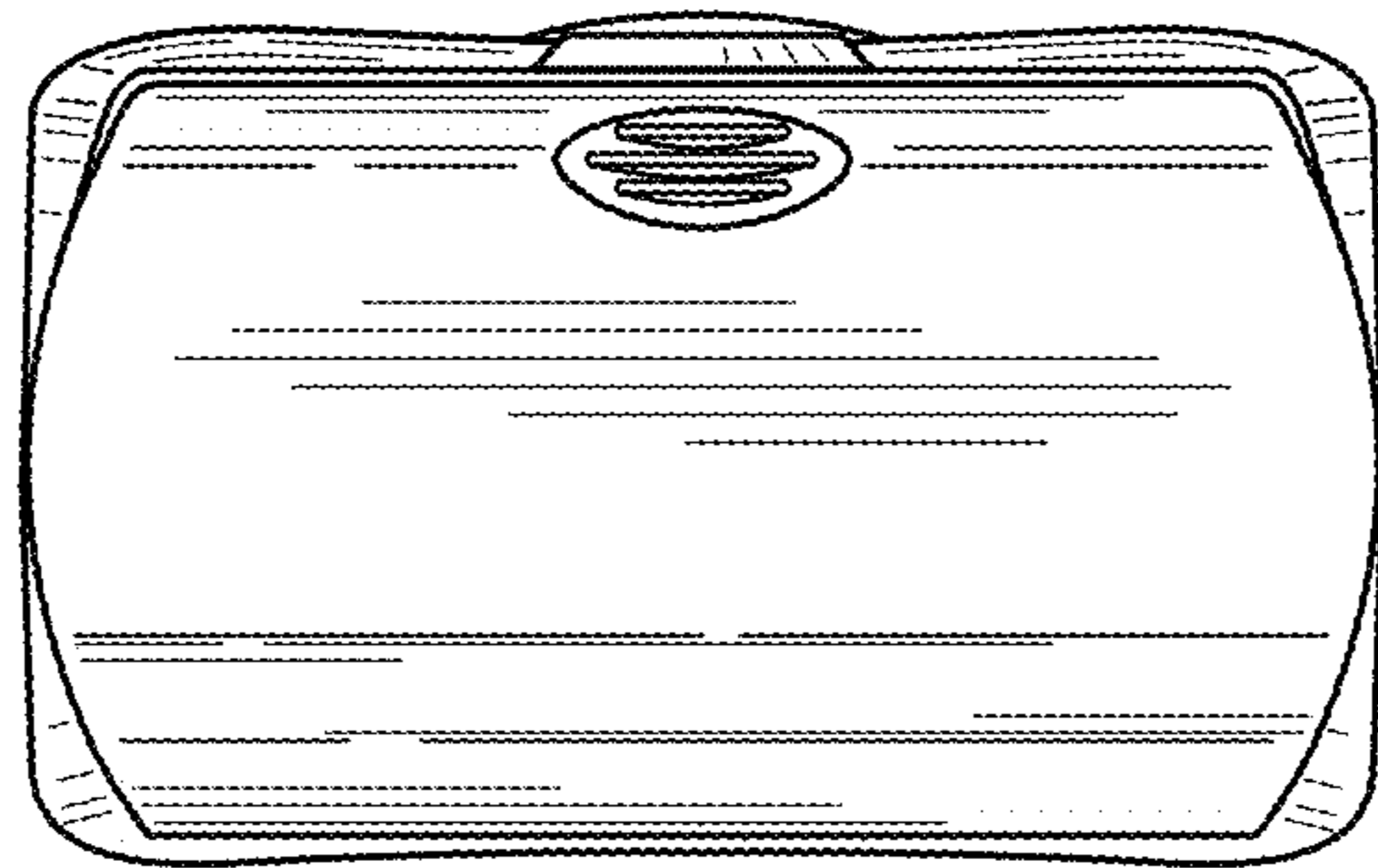


FIG. 6

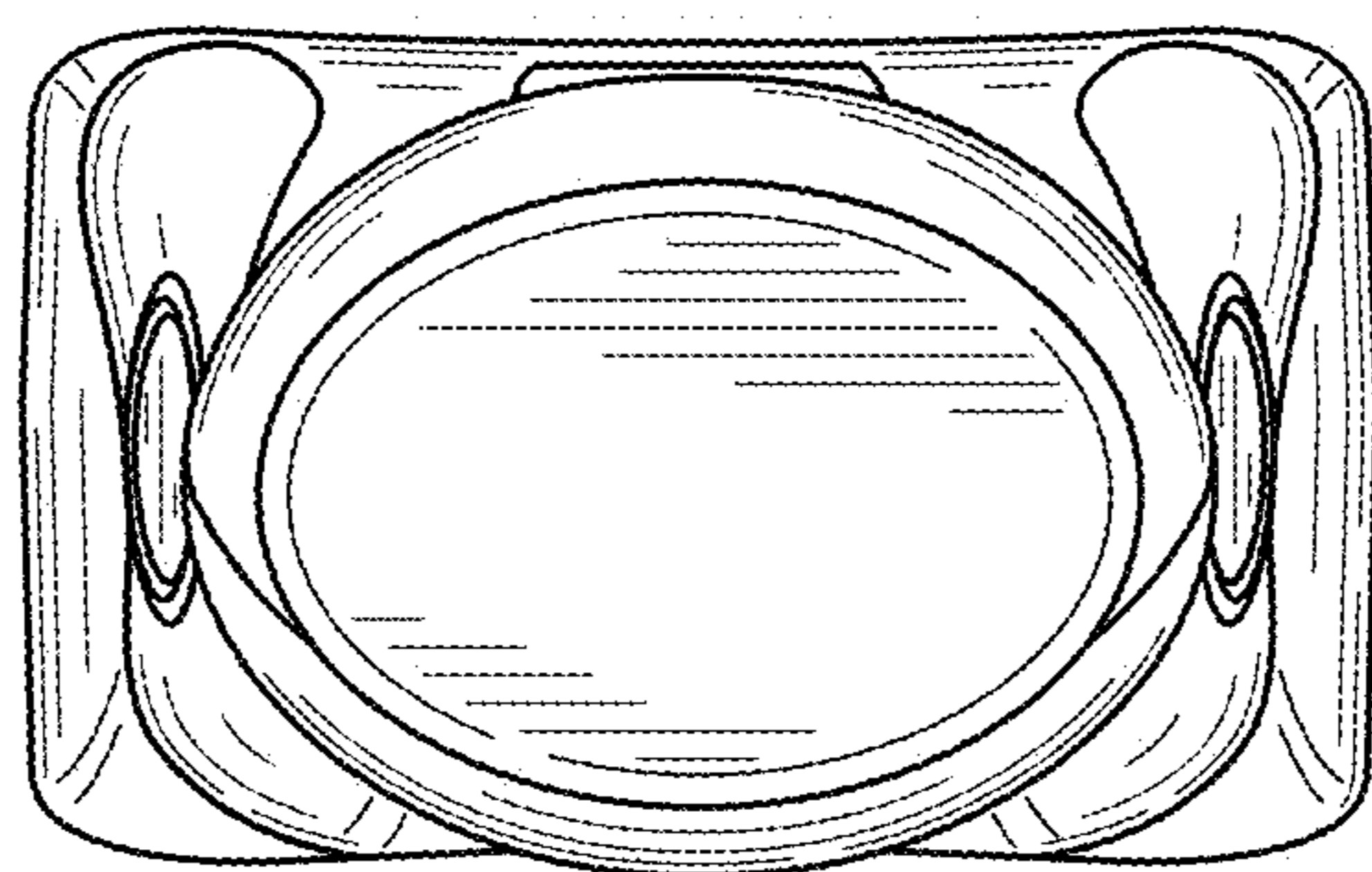


FIG. 7