



US00D734485S

(12) **United States Design Patent**
Oonuma et al.

(10) **Patent No.:** **US D734,485 S**
(45) **Date of Patent:** **** Jul. 14, 2015**

(54) **COVER STOPPER FOR A SAMPLE TRANSPORTING APPARATUS**

(71) Applicant: **Hitachi High-Technologies Corporation**, Tokyo (JP)

(72) Inventors: **Mitsuru Oonuma**, Tokyo (JP); **Yoko Sato**, Tokyo (JP); **Hiroyuki Noda**, Tokyo (JP); **Shinji Azuma**, Tokyo (JP); **Naoto Tsujimura**, Tokyo (JP)

(73) Assignee: **HITACHI HIGH-TECHNOLOGIES CORPORATION**, Tokyo (JP)

(**) Term: **14 Years**

(21) Appl. No.: **29/493,658**

(22) Filed: **Jun. 12, 2014**

(30) **Foreign Application Priority Data**

Dec. 13, 2013 (JP) 2013-029242

(51) **LOC (10) Cl.** **24-01**

(52) **U.S. Cl.**
USPC **D24/216**

(58) **Field of Classification Search**
USPC D24/216, 231, 232, 107; D34/19, 23; D7/605; D15/81, 83; 62/78, 457.1, 62/457.2, 457.9; 435/1.1, 1.2, 1.3, 284.1; D8/373, 380

See application file for complete search history.

(56) **References Cited**

U.S. PATENT DOCUMENTS

D616,741 S * 6/2010 Andre et al. D9/432
D692,573 S * 10/2013 Steinman et al. D24/216
D692,575 S * 10/2013 Steinman et al. D24/216
D715,425 S * 10/2014 Oonuma et al. D24/216
D715,426 S * 10/2014 Oonuma et al. D24/216

* cited by examiner

Primary Examiner — Anhdao Doan

(74) *Attorney, Agent, or Firm* — Baker Botts L.L.P.

(57) **CLAIM**

We claim the ornamental design for a cover stopper for a sample transporting apparatus, as shown.

DESCRIPTION

FIG. 1 is a front, top and left side perspective view of a cover stopper for a sample transporting apparatus showing our new design;

FIG. 2 is a rear, top and left side perspective view thereof;

FIG. 3 is a front elevational view thereof;

FIG. 4 is a rear elevational view thereof;

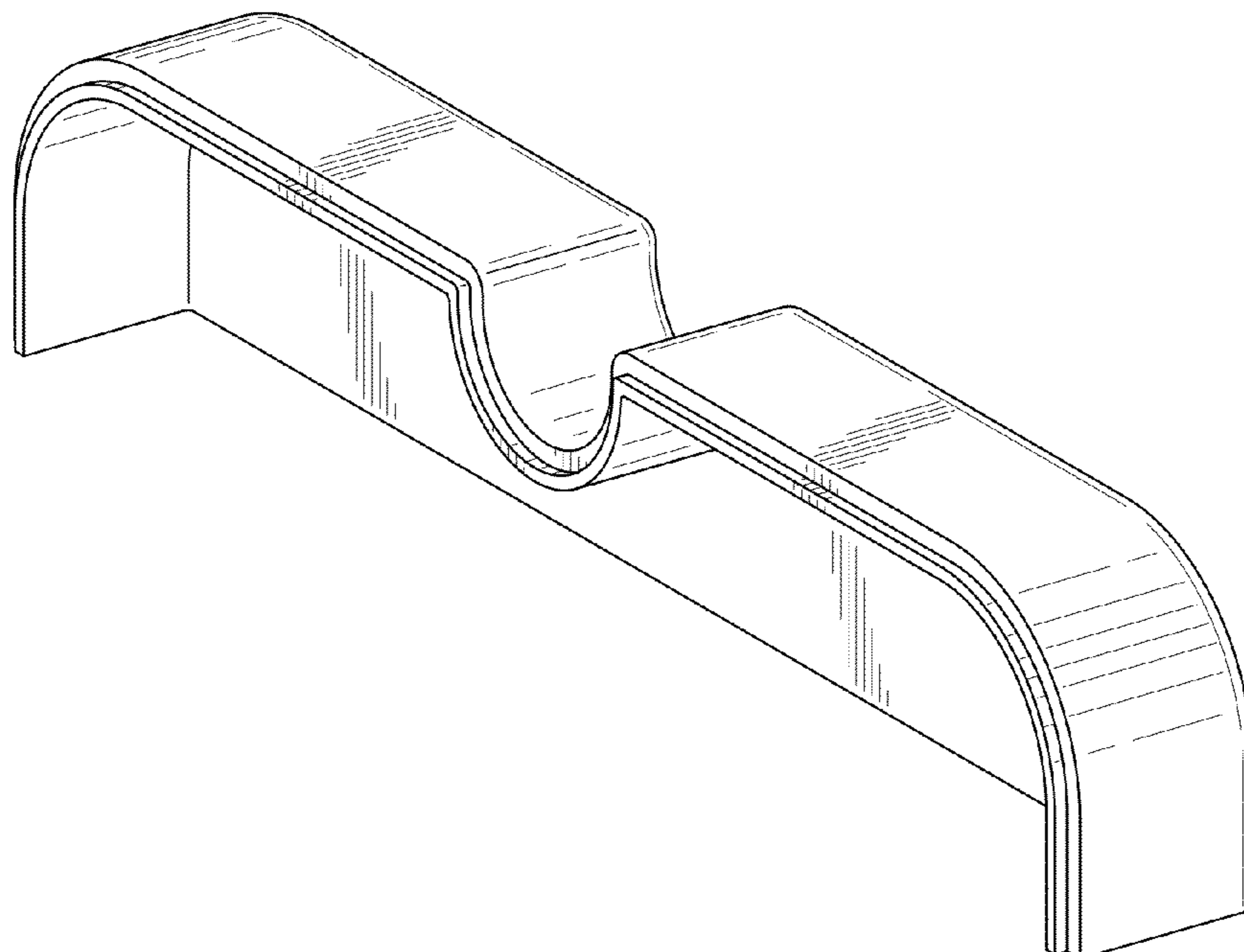
FIG. 5 is a left side elevational view thereof;

FIG. 6 is a right side elevational view thereof;

FIG. 7 is a top plan view thereof; and,

FIG. 8 is a bottom plan view thereof.

1 Claim, 4 Drawing Sheets



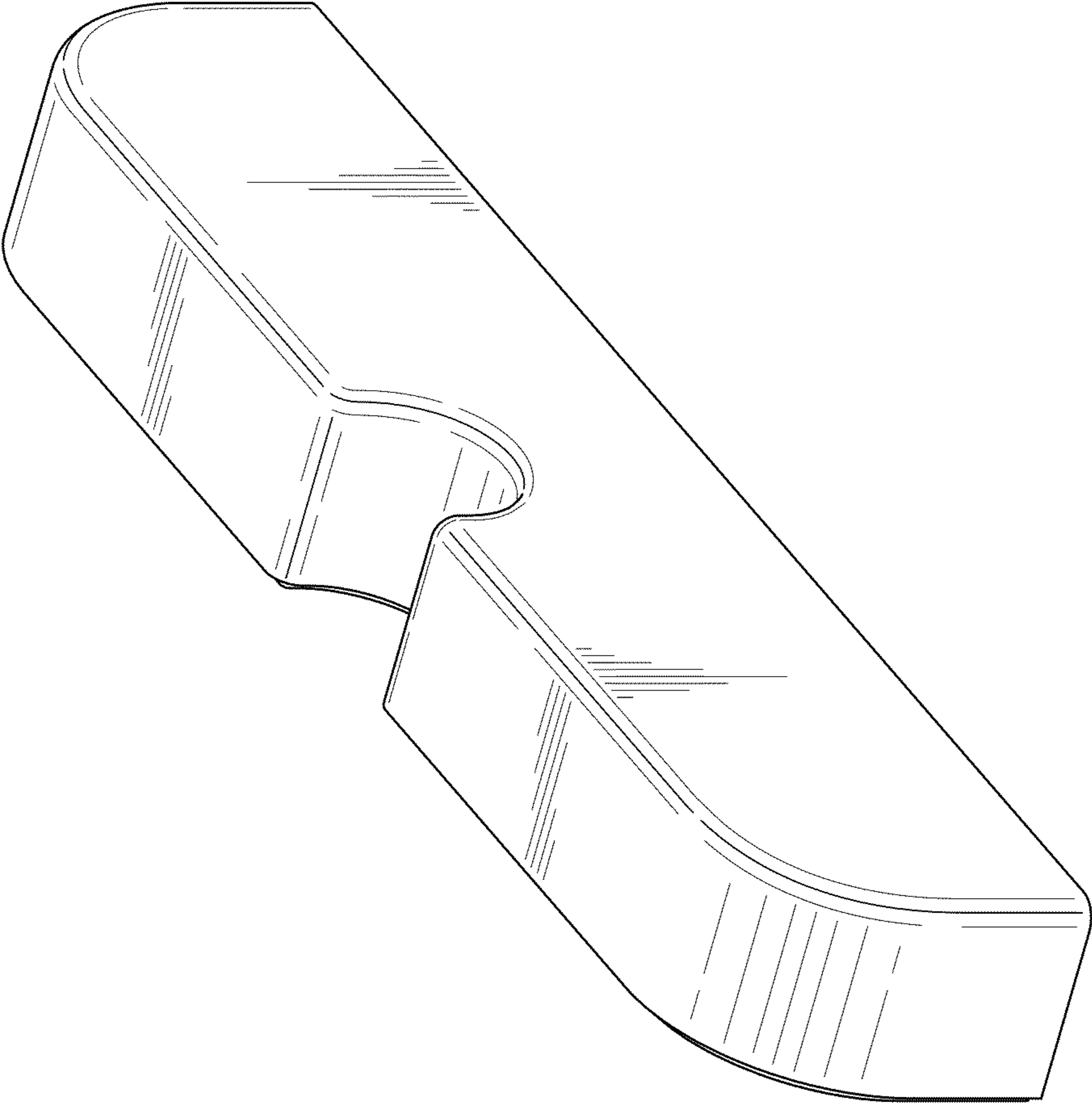


FIG. 1

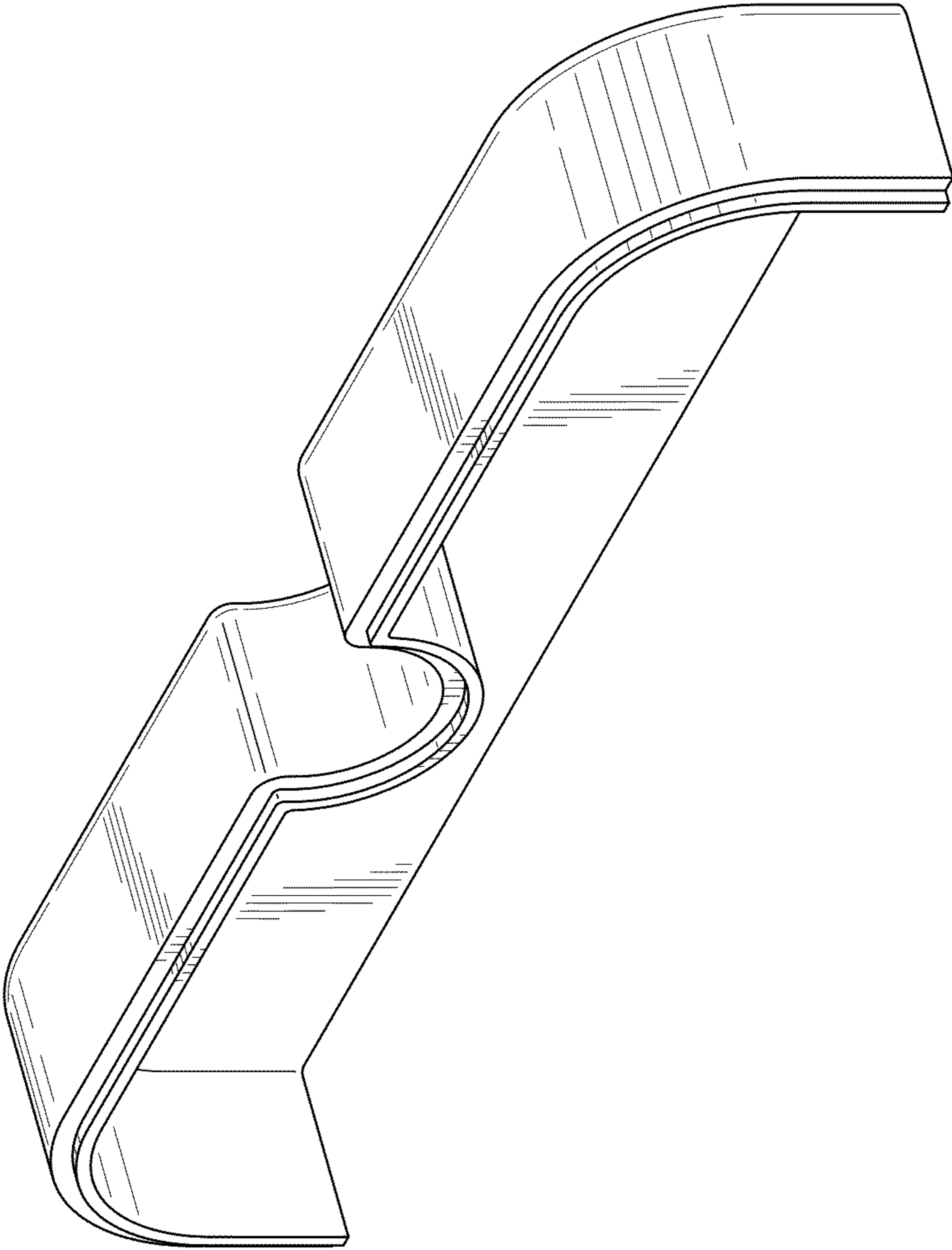


FIG. 2

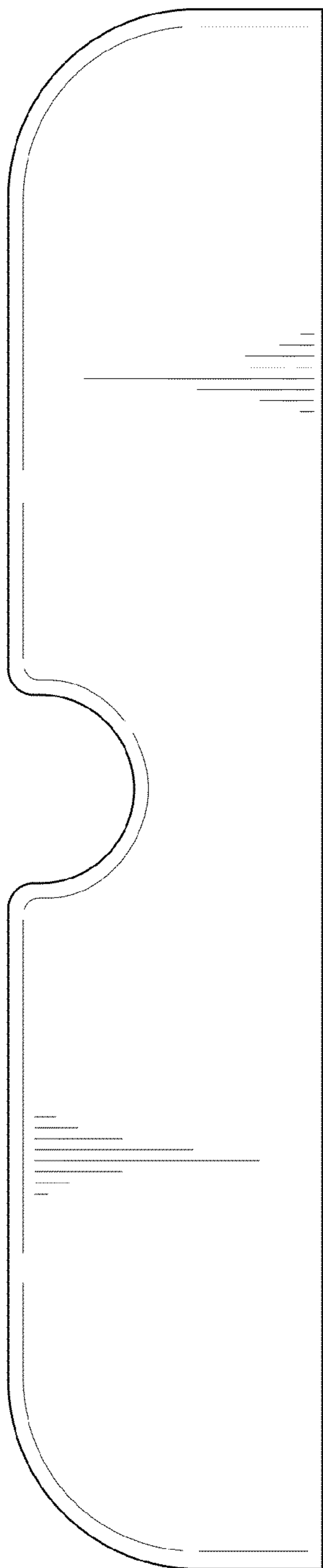


FIG. 3

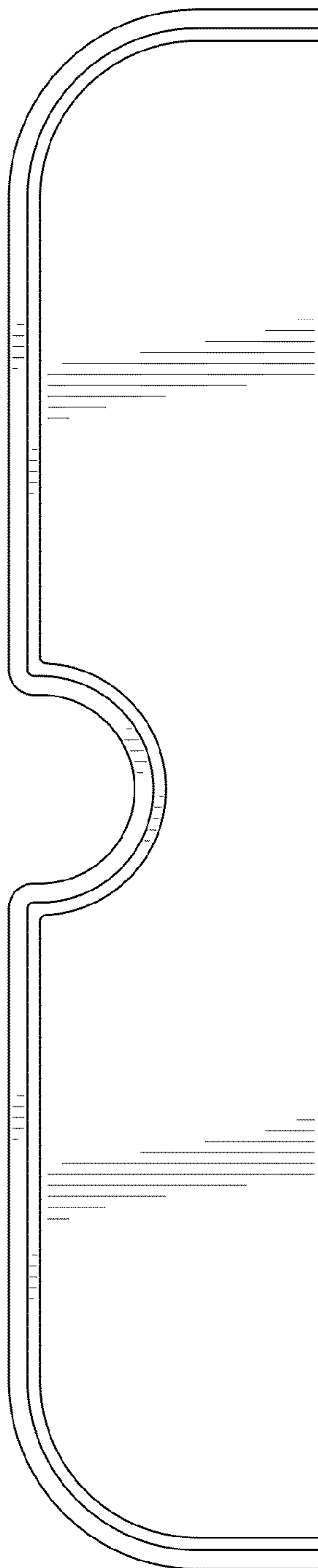


FIG. 4

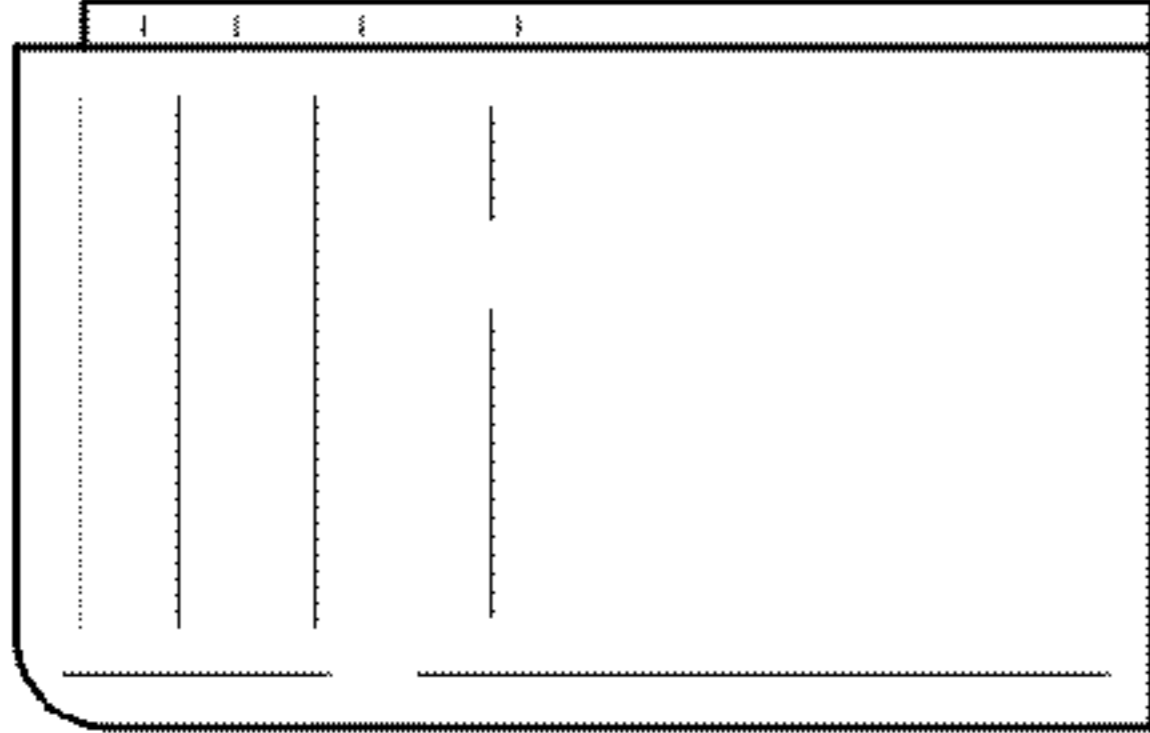


FIG. 5

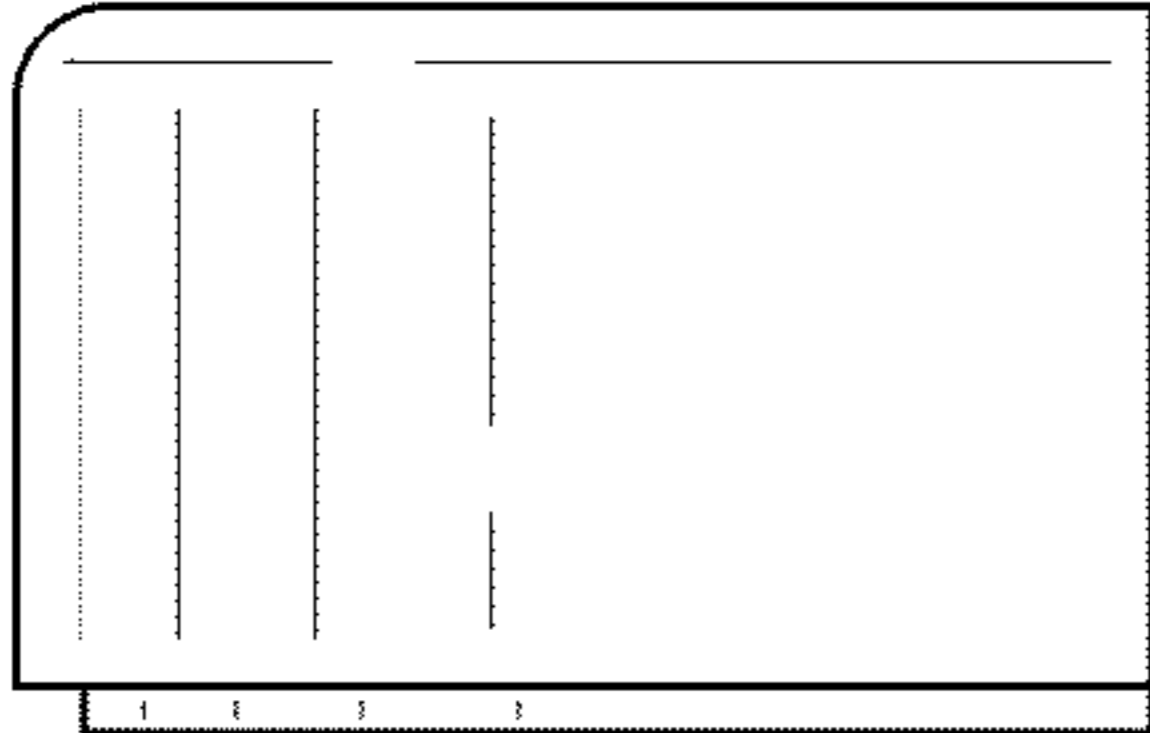


FIG. 6




FIG. 7




FIG. 8