



US00D734479S

(12) **United States Design Patent**
Youngquist et al.

(10) **Patent No.:** **US D734,479 S**
(45) **Date of Patent:** **** Jul. 14, 2015**

(54) **DERMATOLOGICAL TREATMENT DEVICE**

(71) Applicant: **TRIA Beauty, Inc.**, Dublin, CA (US)

(72) Inventors: **David Youngquist**, San Jose, CA (US);
Harvey I-Heng Liu, Fremont, CA (US);
Jay Vahlensieck, Livermore, CA (US);
Martin Kay, San Francisco, CA (US)

(73) Assignee: **TRIA Beauty, Inc.**, Dublin, CA (US)

(**) Term: **14 Years**

(21) Appl. No.: **29/465,405**

(22) Filed: **Aug. 27, 2013**

(51) **LOC (10) Cl.** **28-03**

(52) **U.S. Cl.**

USPC **D24/209**; D24/158

(58) **Field of Classification Search**

USPC D24/158, 200, 209, 210, 231, 107, 133,
D24/135, 137, 232; 606/9, 33, 2, 13, 14, 17;
607/88-94; D28/9, 99; 604/20, 21;
600/473, 476

See application file for complete search history.

(56) **References Cited**

U.S. PATENT DOCUMENTS

D347,283 S *	5/1994	Von Winckler	D24/200
D588,696 S *	3/2009	Mantle et al.	D24/144
D594,130 S *	6/2009	Scocimara et al.	D24/209
D596,748 S *	7/2009	Oberreiter et al.	D24/210
D612,510 S *	3/2010	Byle	D24/210

D621,950 S *	8/2010	Seki et al.	D24/209
D711,538 S *	8/2014	Youngquist et al.	D24/158
2006/0030908 A1 *	2/2006	Powell et al.	607/88
2008/0140164 A1 *	6/2008	Oberreiter et al.	607/88
2011/0270365 A1 *	11/2011	Hamada et al.	607/90
2012/0232539 A1 *	9/2012	Liu et al.	606/9
2014/0200636 A1 *	7/2014	Reichert et al.	607/89

* cited by examiner

Primary Examiner — Anhdao Doan

(74) *Attorney, Agent, or Firm* — Slayden Grubert Beard PLLC

(57) **CLAIM**

The ornamental design for a dermatological treatment device, as shown and described.

DESCRIPTION

FIG. 1 is a top, front perspective view of a dermatological treatment device;

FIG. 2 is a front elevational view thereof;

FIG. 3 is a rear elevational view thereof;

FIG. 4 is a right side elevational view thereof;

FIG. 5 is a left side elevational view thereof;

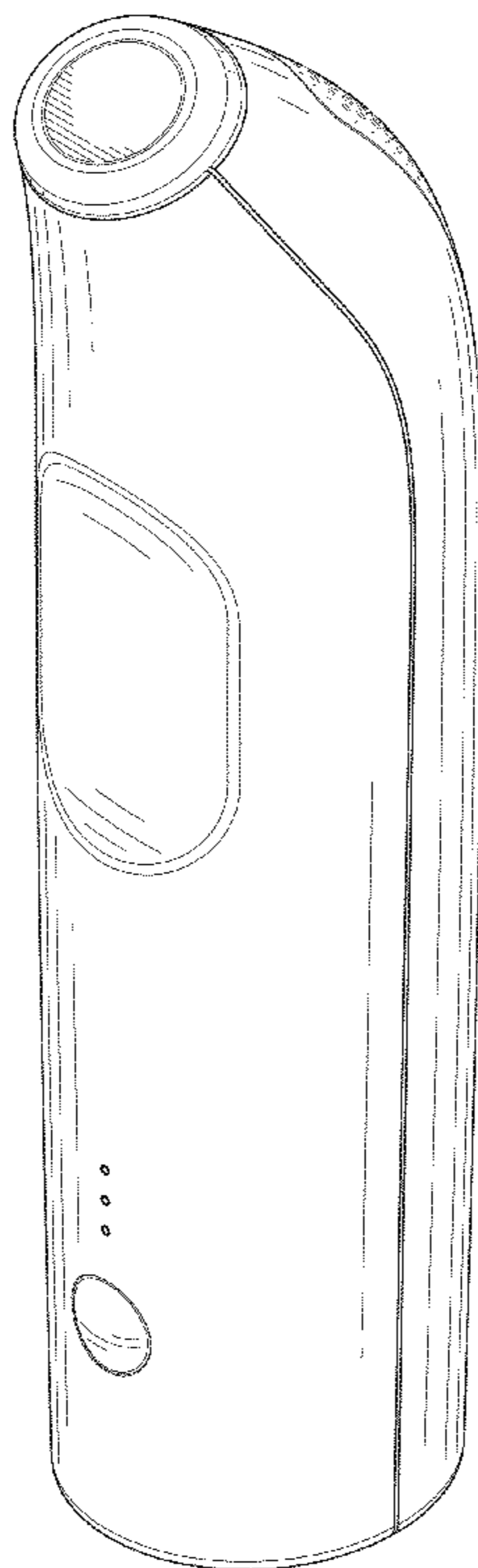
FIG. 6 is a top plan view thereof;

FIG. 7 is a bottom plan view thereof; and,

FIG. 8 is a bottom, rear perspective view thereof.

The broken lines in FIGS. 7 and 8 views are included for the purpose of illustrating portion of the dermatological treatment device that forms no part of the claimed design.

1 Claim, 5 Drawing Sheets






FIG. 1




FIG. 2

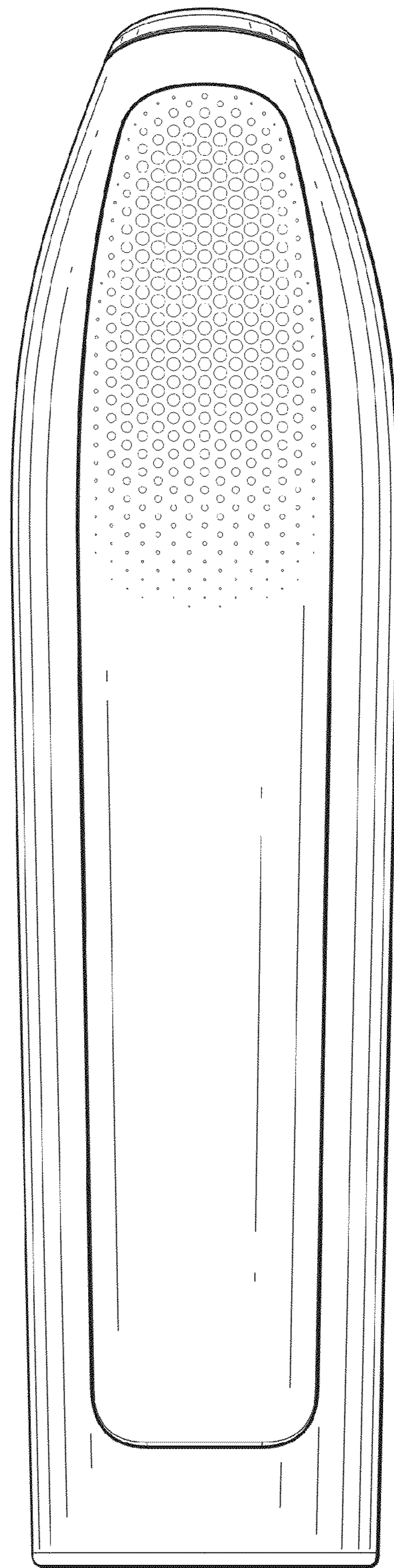


FIG. 3

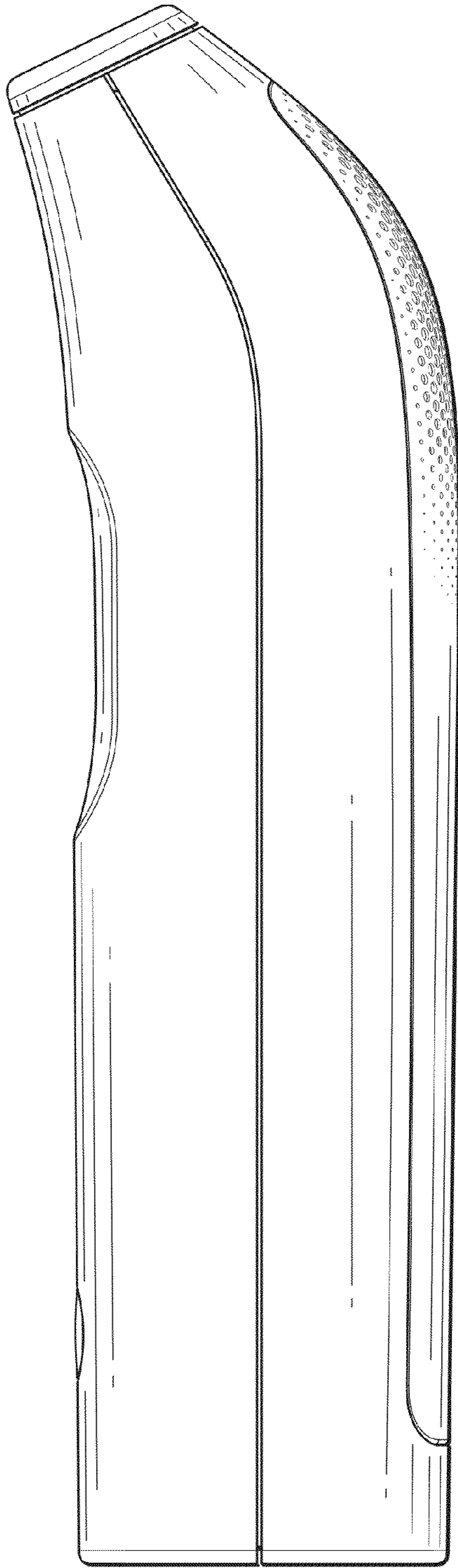


FIG. 4

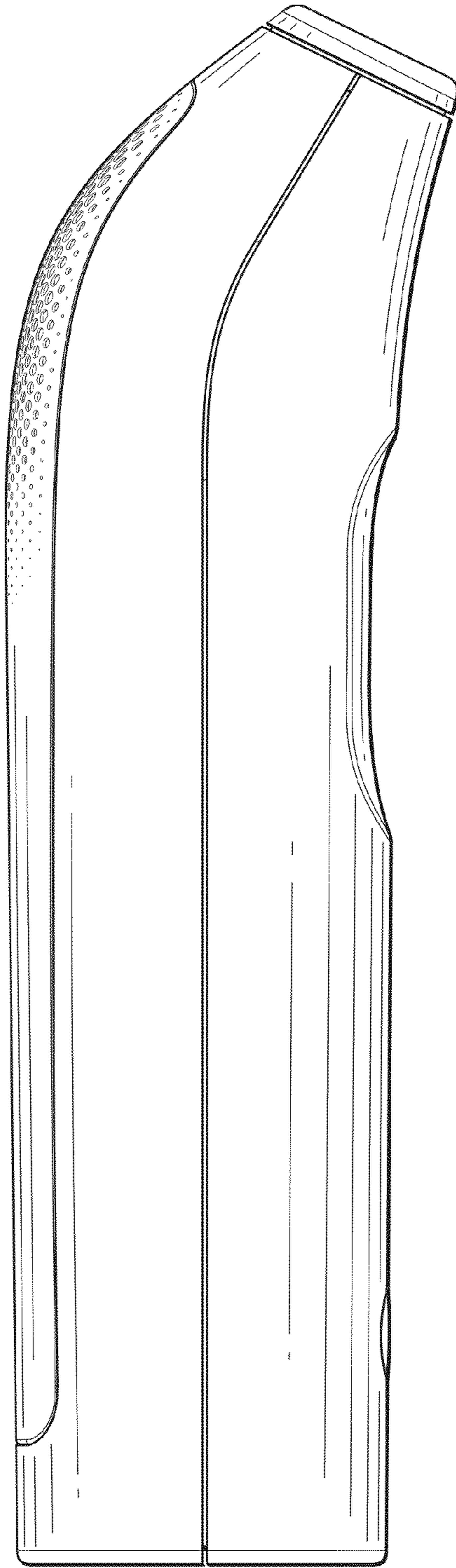


FIG. 5

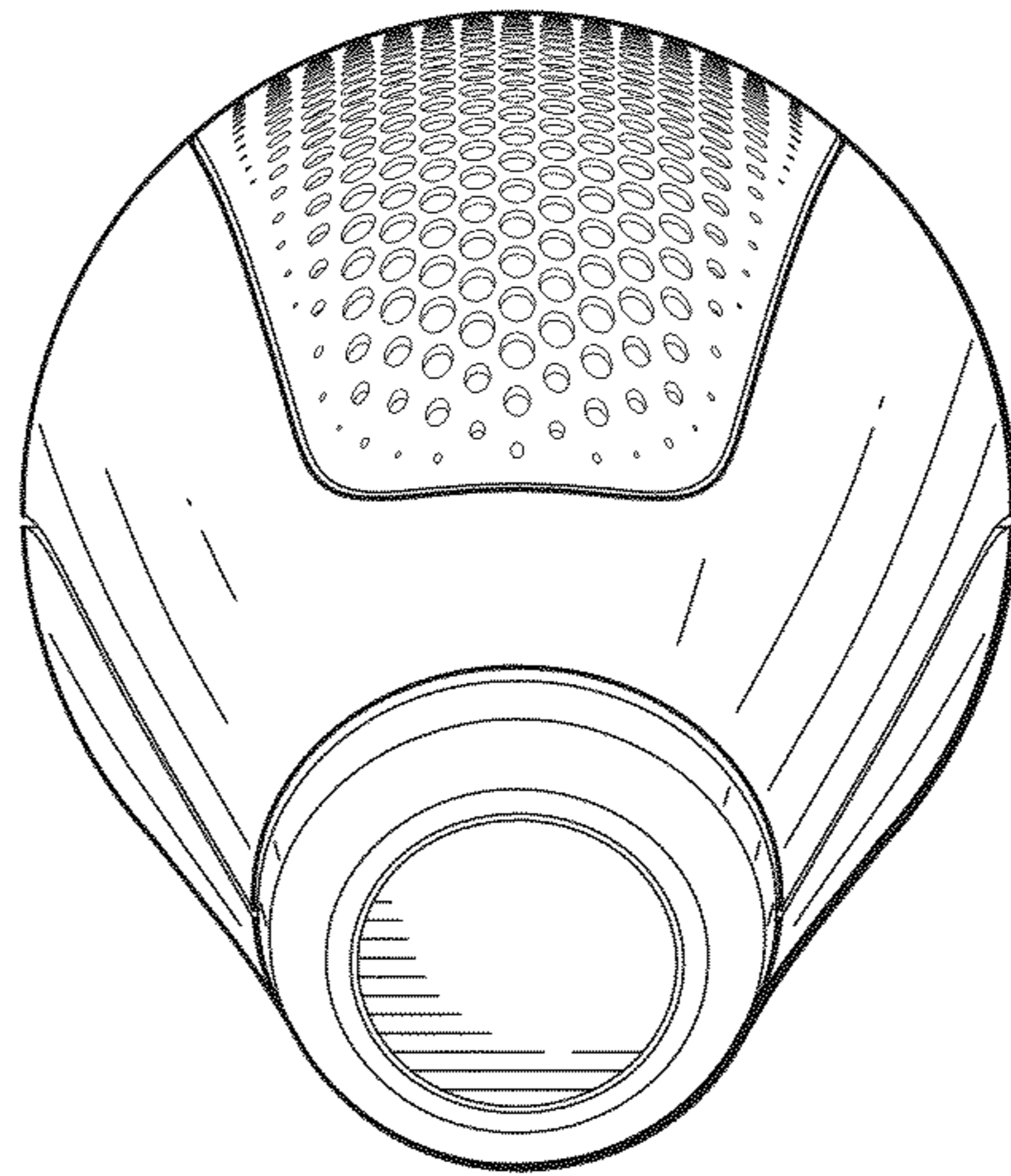


FIG. 6

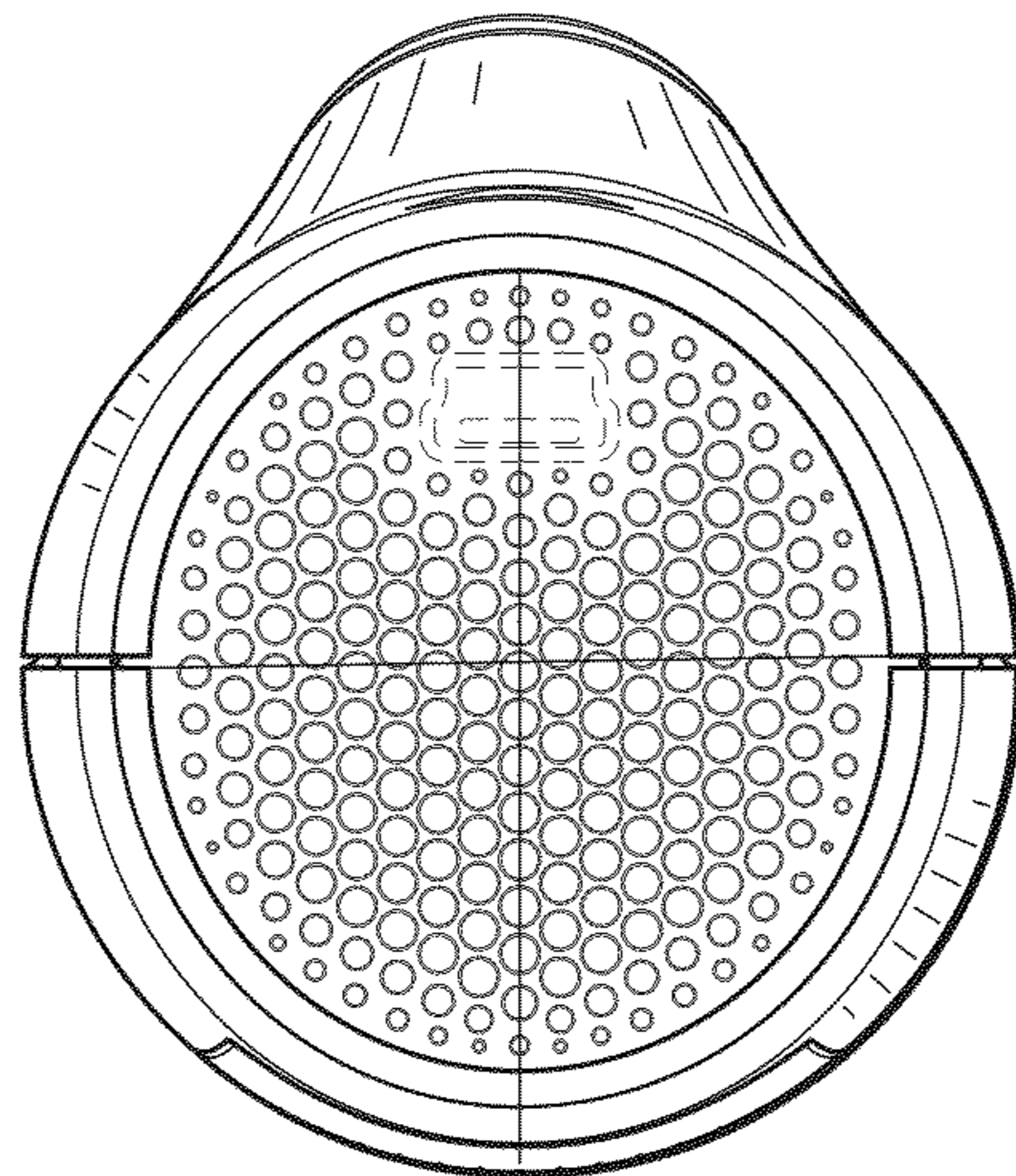


FIG. 7




FIG. 8