



US00D734473S

(12) **United States Design Patent**  
**Brandis et al.**

(10) **Patent No.:** **US D734,473 S**  
(45) **Date of Patent:** **\*\* Jul. 14, 2015**

(54) **REMOTE CONTROL FOR A HEARING AID**

(56) **References Cited**

(71) Applicant: **SIEMENS MEDICAL INSTRUMENTS PTE. LTD.**,  
Singapore (SG)  
(72) Inventors: **Michael Brandis**, Nuremberg (DE); **Jan Brechmann**, Nuremberg (DE); **Marco Reitwiessner**, Nuremberg (DE)

U.S. PATENT DOCUMENTS

D512,383	S	*	12/2005	Arz et al.	.....	D13/168
D550,633	S	*	9/2007	Gupta	.....	D13/168
D595,262	S	*	6/2009	Nousiainen	.....	D14/206
D618,804	S	*	6/2010	Borregaard	.....	D24/174
D627,069	S	*	11/2010	Mehlsen et al.	.....	D24/174
7,929,723	B2	*	4/2011	Hagen et al.	.....	381/314
D643,412	S	*	8/2011	Brady et al.	.....	D14/218

\* cited by examiner

*Primary Examiner* — Anhdao Doan

(74) *Attorney, Agent, or Firm* — Laurence A. Greenberg; Werner H. Stemer; Ralph E. Locher

(73) Assignee: **Sivantos Pte. Ltd.**, Singapore (SG)

(\*\*) Term: **14 Years**

(21) Appl. No.: **29/483,448**

(22) Filed: **Feb. 28, 2014**

(57) **CLAIM**

The ornamental design for a remote control for a hearing aid, as shown and described.

(30) **Foreign Application Priority Data**

**DESCRIPTION**

Aug. 30, 2013 (EM) ..... 001381982

(51) **LOC (10) Cl.** ..... **24-99**

(52) **U.S. Cl.**  
USPC ..... **D24/174**

(58) **Field of Classification Search**  
USPC ..... D24/173-175, 151; D14/205, 206, 249,  
D14/218; 381/23.1, 312, 322-324, 328,  
381/330, 380, 381, 315; 181/135, 137;  
D13/158, 162, 168

FIG. 1 is a front view of a remote control for a hearing aid, showing our new design;  
FIG. 2 is a rear view thereof;  
FIG. 3 is a top plan view thereof;  
FIG. 4 is a bottom view thereof;  
FIG. 5 is a left side view thereof;  
FIG. 6 is a right side view thereof; and,  
FIG. 7 is a perspective view thereof.

The broken lines in the figures form no part of the claimed design.

See application file for complete search history.

**1 Claim, 7 Drawing Sheets**

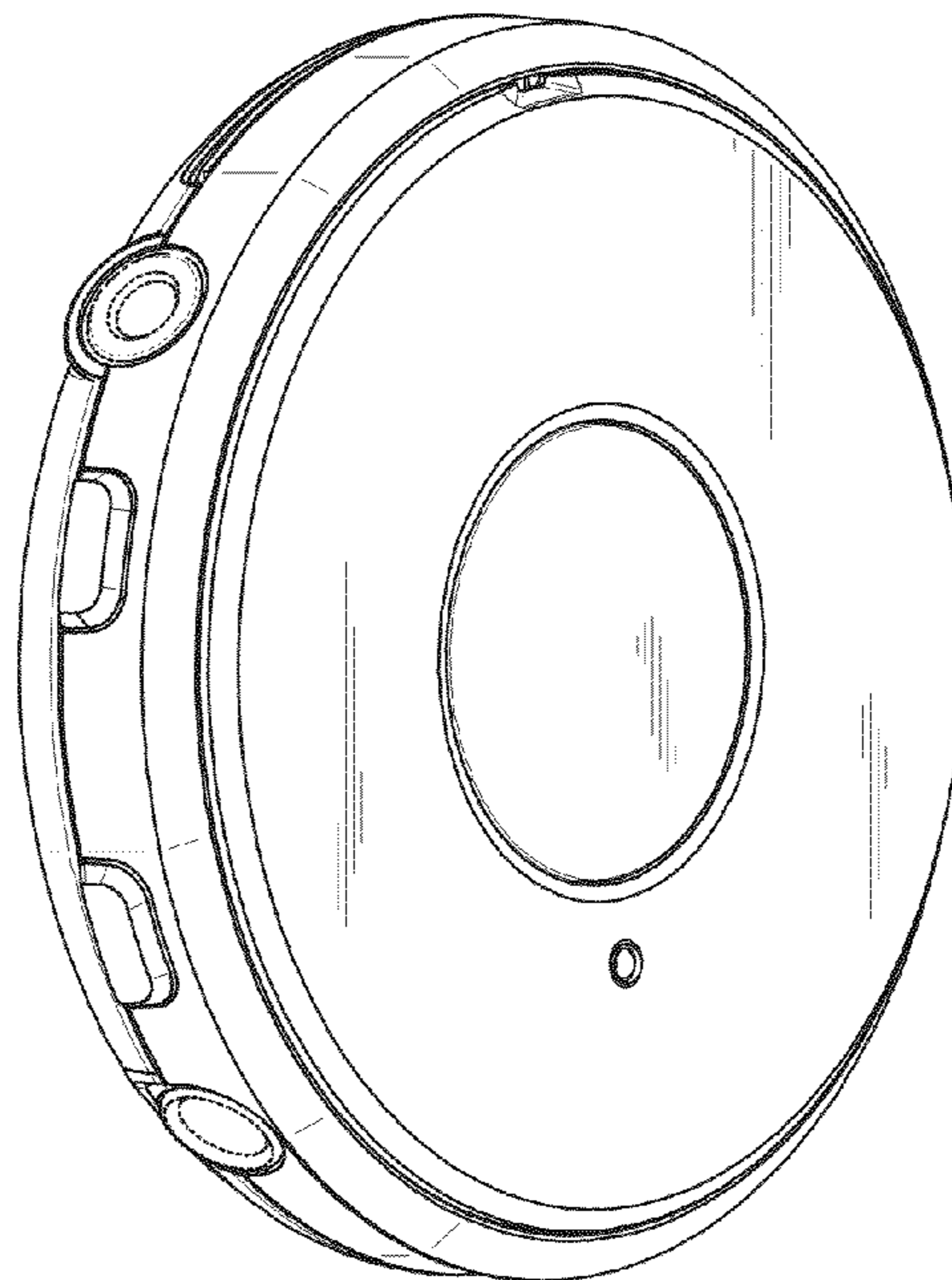


FIG 1

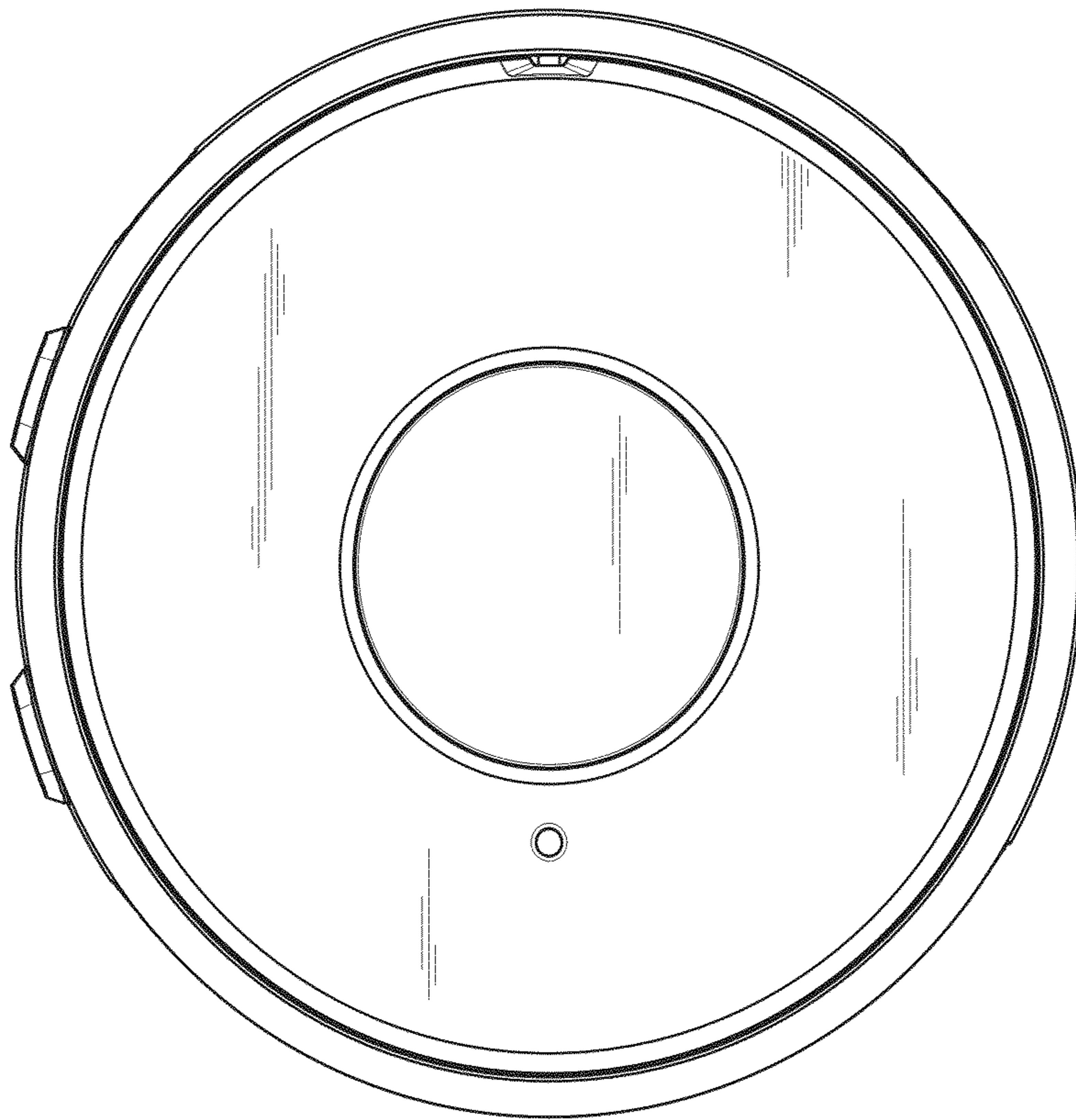


FIG 2




FIG 3

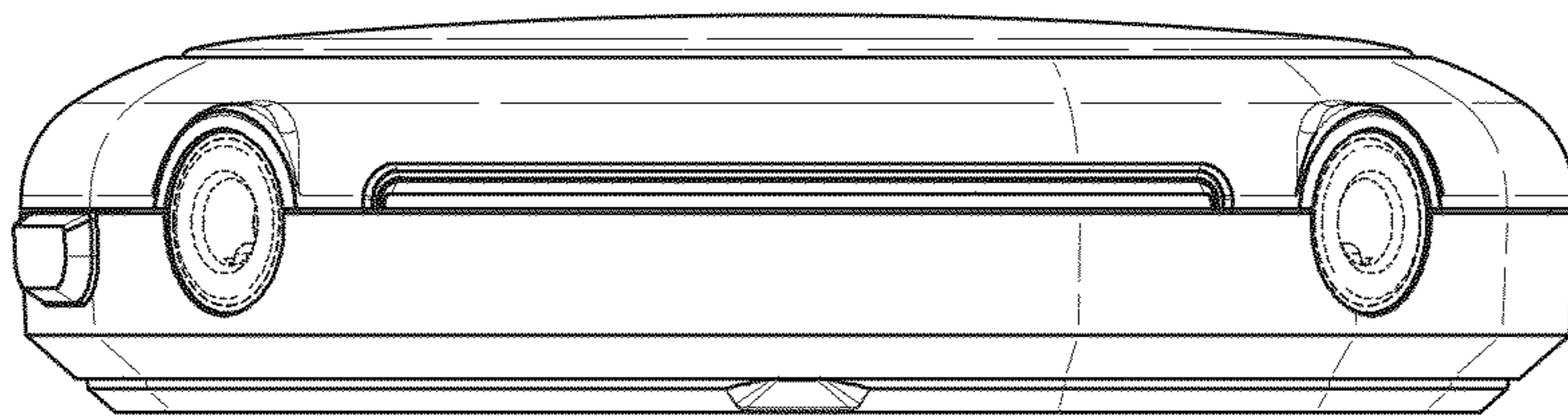


FIG 4

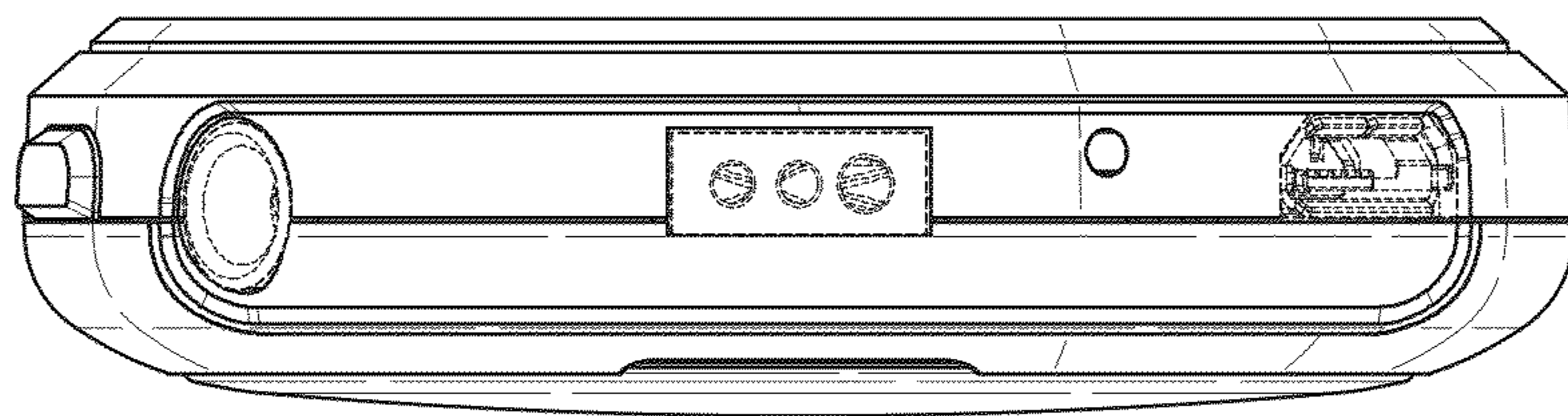


FIG 5

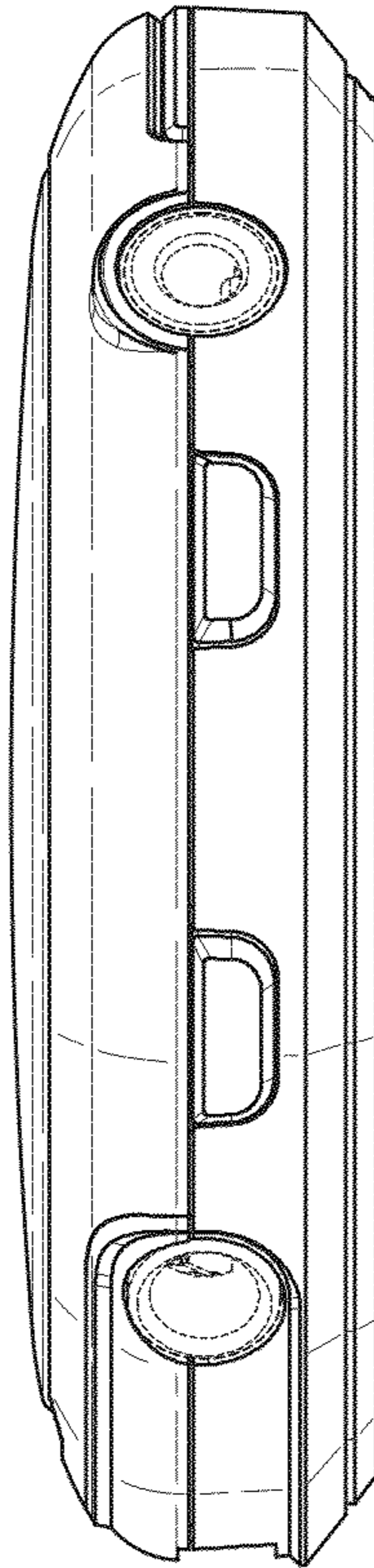


FIG 6

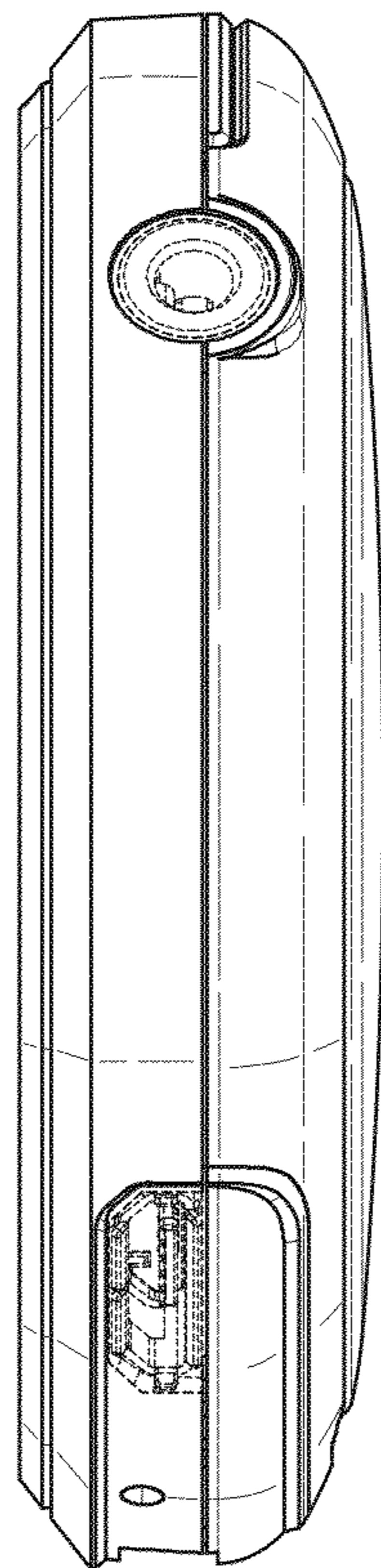


FIG 7

