

US00D734469S

(12) **United States Design Patent**
Zheng et al.

(10) **Patent No.:** **US D734,469 S**
(45) **Date of Patent:** **** Jul. 14, 2015**

(54) **HANDLE FOR MEDICAL TREATMENT DEVICE**

(71) Applicant: **Covidien LP**, Mansfield, MA (US)

(72) Inventors: **Yuewen Zheng**, Shanghai (CN); **Xiaolin Sang**, Shanghai (CN)

(73) Assignee: **Covidien LP**, Mansfield, MA (US)

(**) Term: **14 Years**

(21) Appl. No.: **29/486,227**

(22) Filed: **Mar. 27, 2014**

(51) **LOC (10) Cl.** **24-00**

(52) **U.S. Cl.**
USPC **D24/170**

(58) **Field of Classification Search**
USPC D24/170, 232, 144, 138, 169, 222;
D13/112, 116; 606/34, 45, 37, 48, 21,
606/29, 33; 604/21; 227/179.1, 180.1,
227/175.1
CPC A61B 18/1206; A61B 18/1402; A61B
18/08; A61B 17/115; A61B 17/07207; A61B
18/1815

See application file for complete search history.

(56) **References Cited**

U.S. PATENT DOCUMENTS

7,500,974	B2 *	3/2009	Sartor	606/45
D625,429	S *	10/2010	Link et al.	D24/222
D672,469	S *	12/2012	Christensen et al.	D24/222
D694,424	S *	11/2013	Kwak et al.	D24/222
D701,321	S *	3/2014	McEtchin et al.	D24/222
8,795,269	B2 *	8/2014	Garrison	606/37
2013/0324910	A1 *	12/2013	Ohri et al.	604/21

2014/0276717	A1 *	9/2014	Wan et al.	606/29
2014/0276751	A1 *	9/2014	Sartor et al.	606/33
2015/0053747	A1 *	2/2015	Prior	227/179.1
2015/0060525	A1 *	3/2015	Vestweber	227/180.1
2015/0069108	A1 *	3/2015	Williams	227/175.1
2015/0088122	A1 *	3/2015	Jensen	606/37

* cited by examiner

Primary Examiner — Holly Baynham

Assistant Examiner — Rhea Shields

(74) *Attorney, Agent, or Firm* — Thomas M. Johnston, Esq.

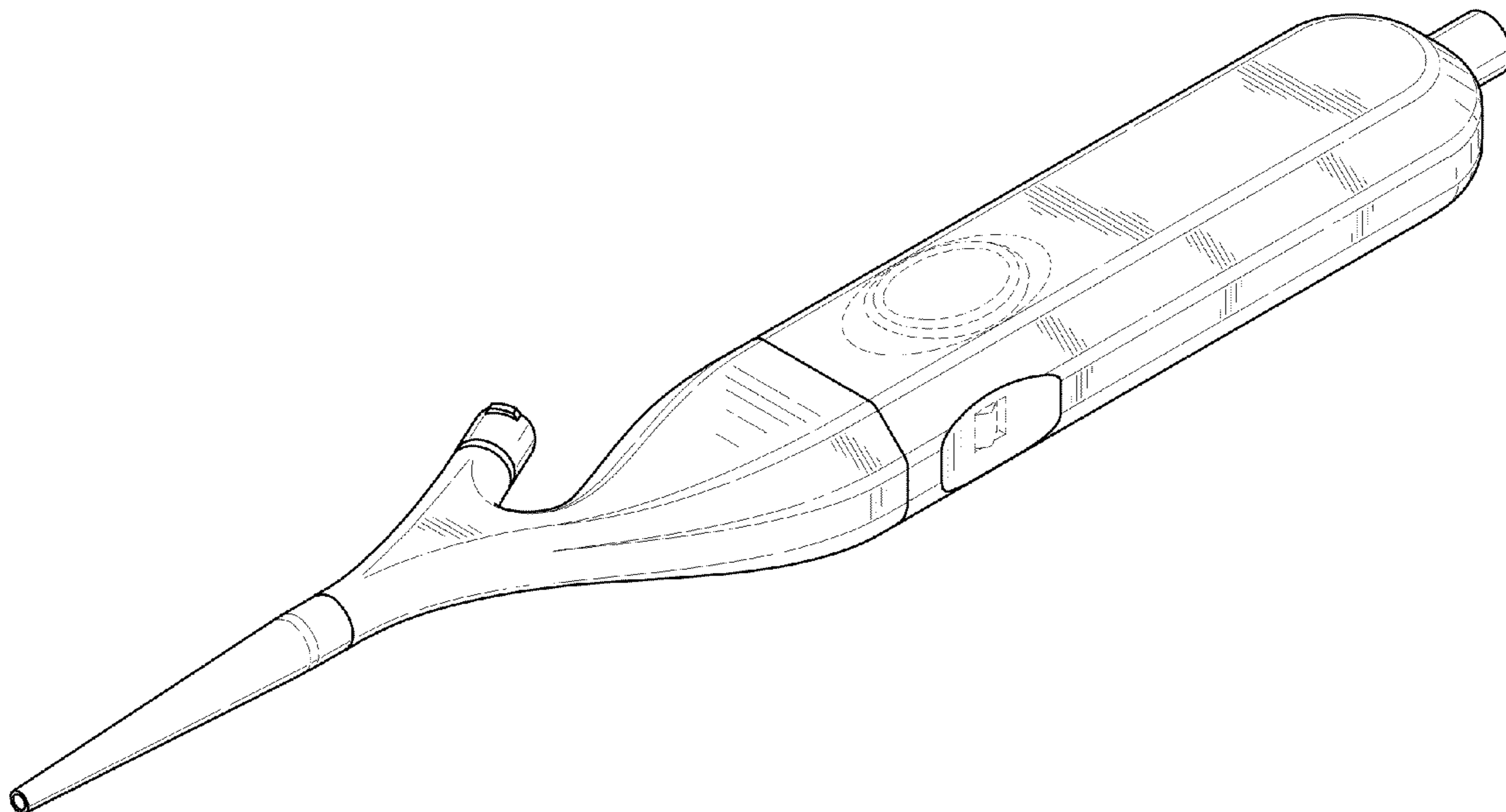
(57) **CLAIM**

The ornamental design for a handle for medical treatment device, as shown and described.

DESCRIPTION

FIG. 1 is a front perspective view of a handle for medical treatment device, according to the present design;
 FIG. 2 is a front elevation view of the handle for medical treatment device of FIG. 1;
 FIG. 3 is a rear elevation view of the handle for medical treatment device of FIG. 1;
 FIG. 4 is a right-side elevation view of the handle for medical treatment device of FIG. 1;
 FIG. 5 is a left-side elevation view of the handle for medical treatment device of FIG. 1.
 FIG. 6 is a top plan view of the handle for medical treatment device of FIG. 1; and,
 FIG. 7 is a bottom plan view of the handle for medical treatment device of FIG. 1.
 In the drawings, the broken lines are for the purpose of illustrating environment only and form no part of the claimed design.

1 Claim, 5 Drawing Sheets



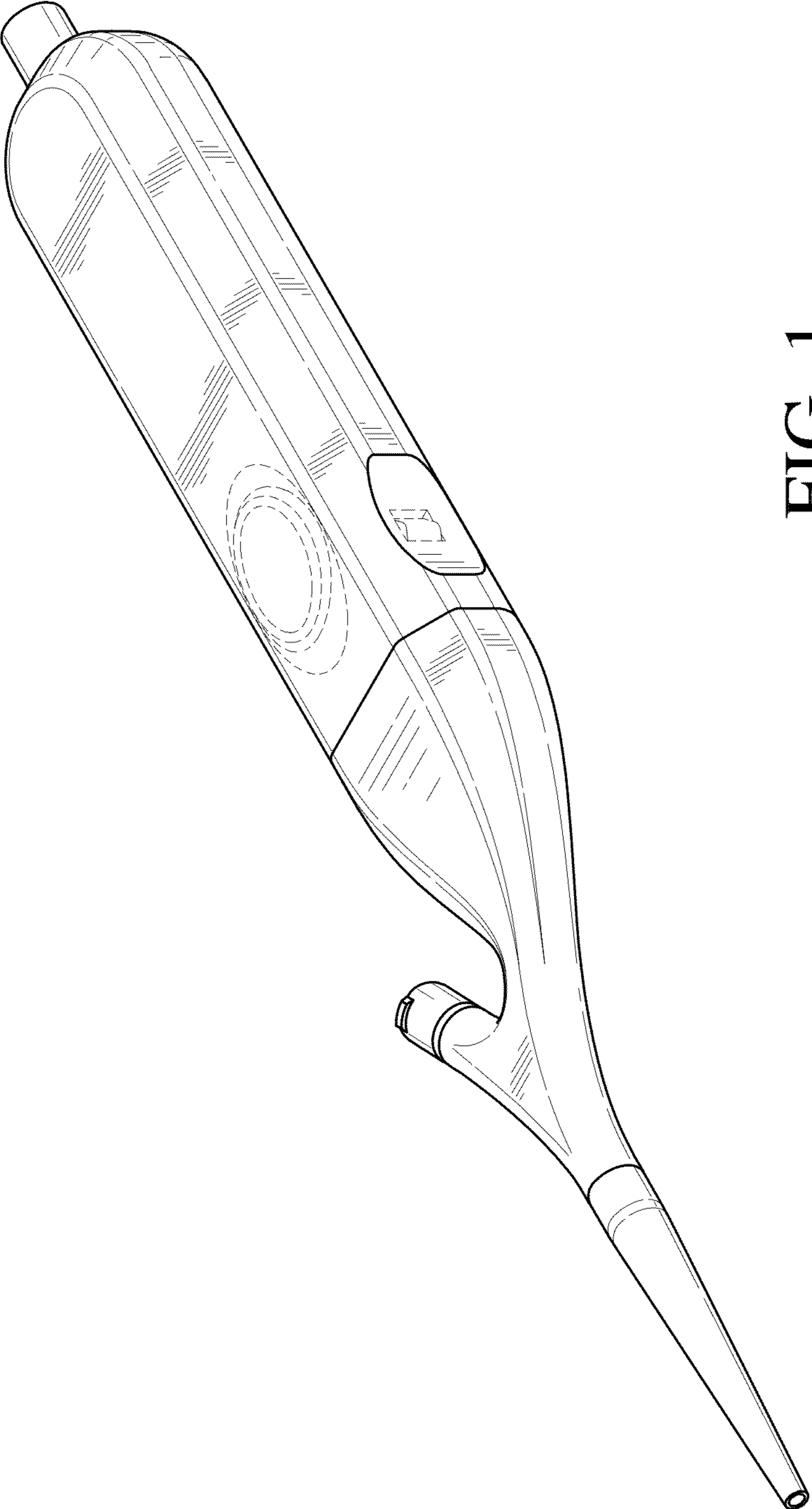


FIG. 1

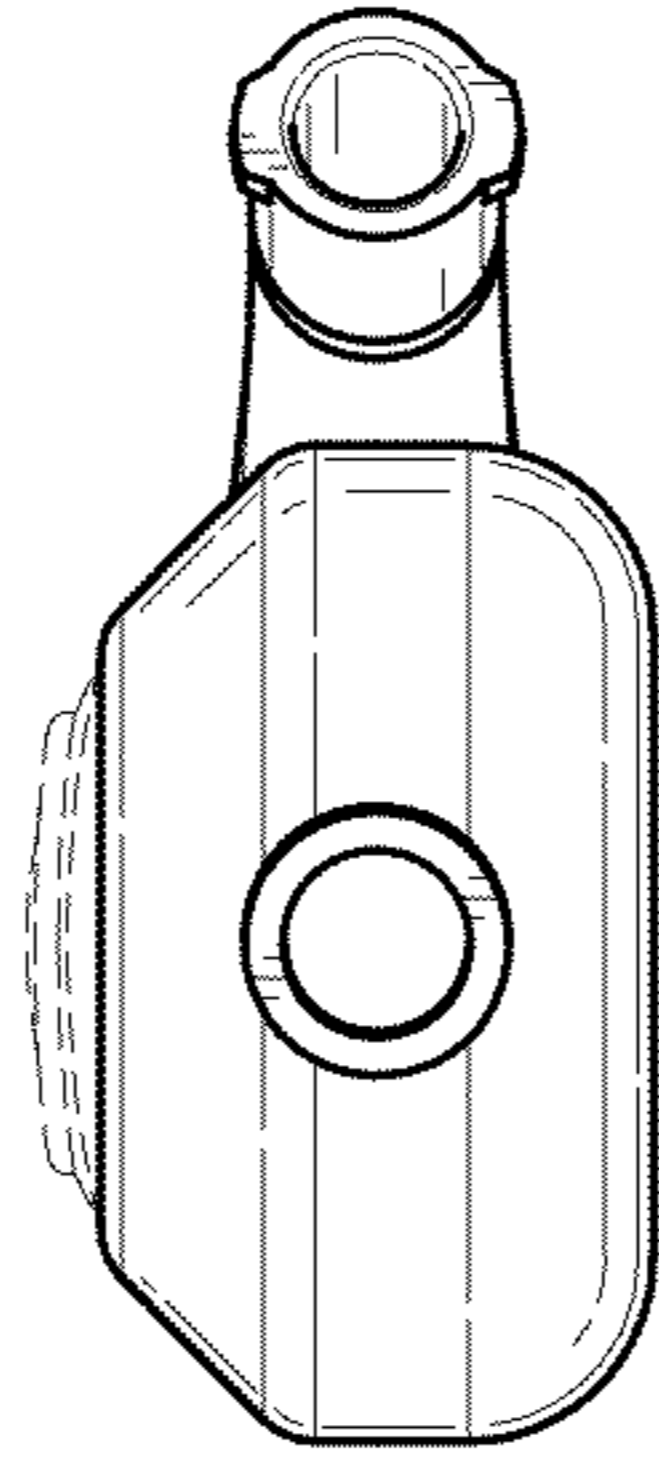


FIG. 3

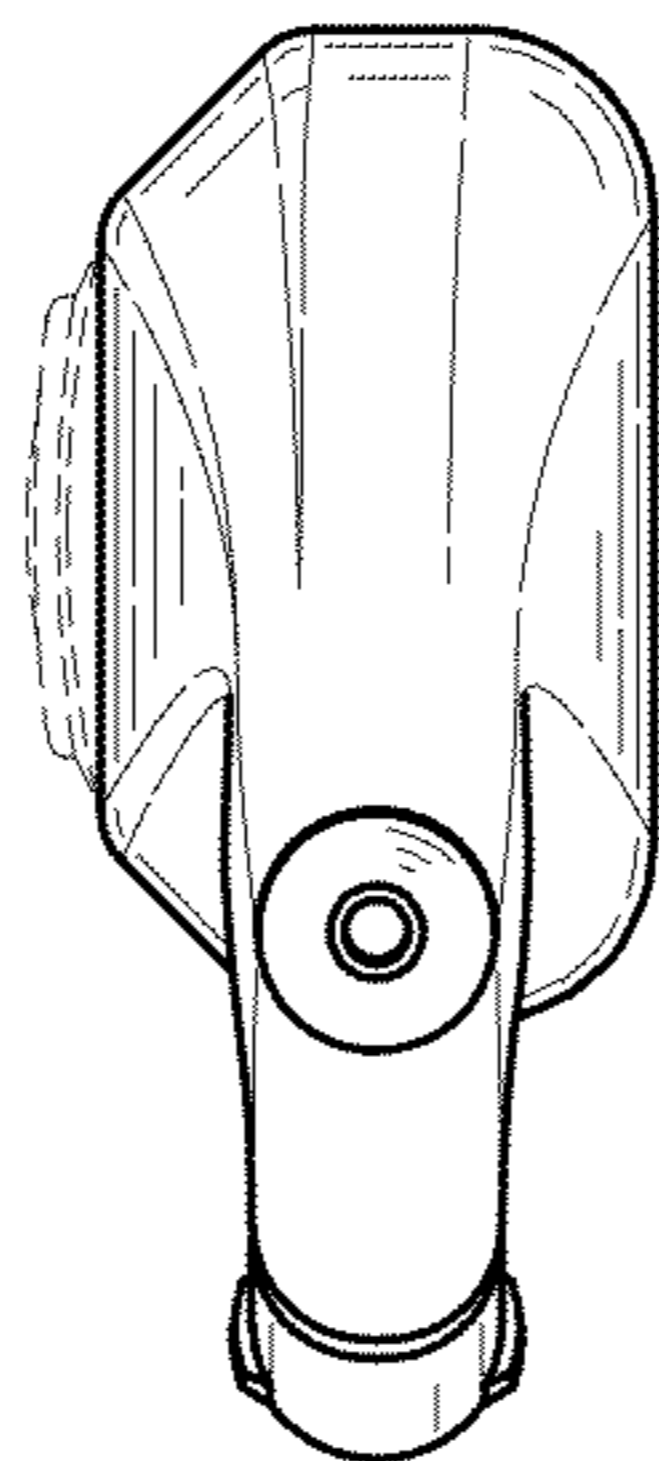


FIG. 2

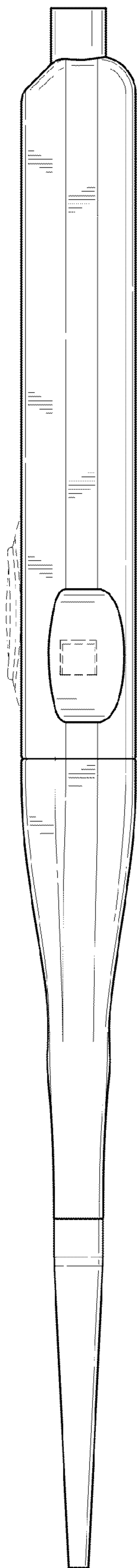


FIG. 4

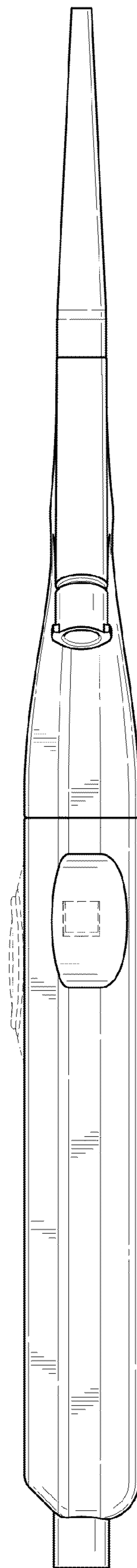


FIG. 5

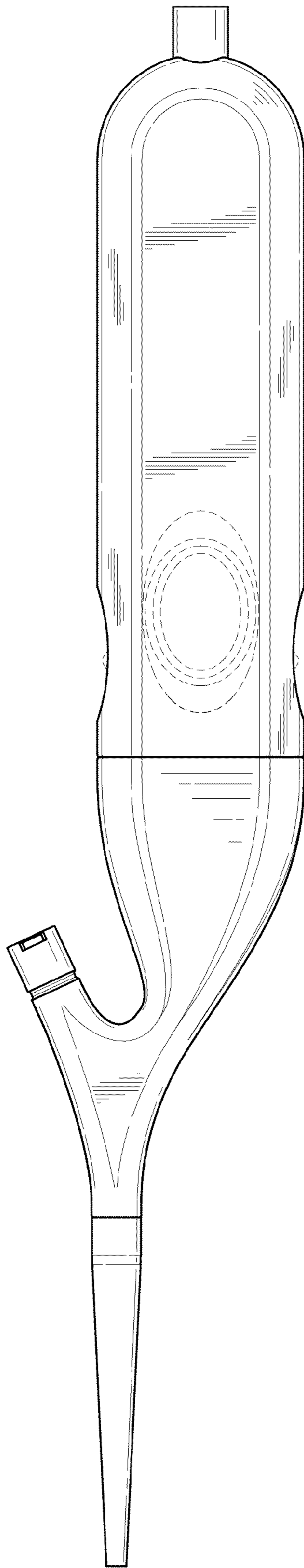


FIG. 6

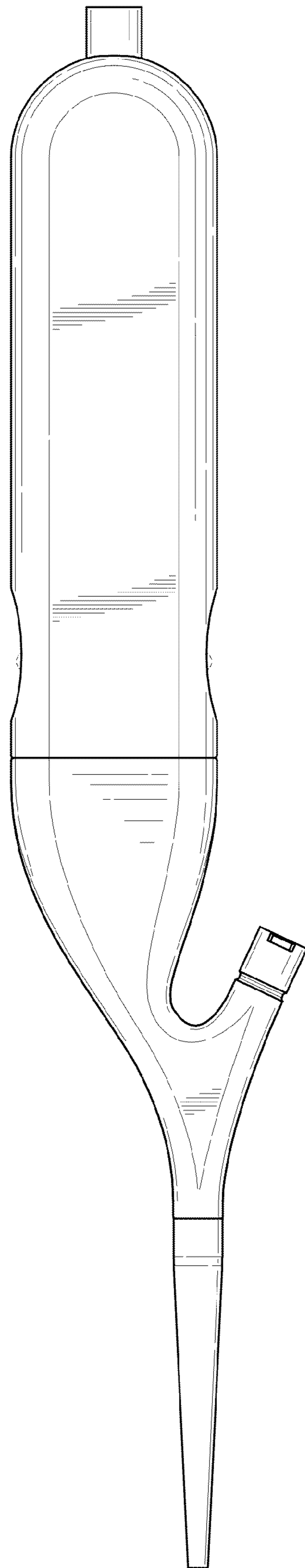


FIG. 7