



US00D734462S

(12) **United States Design Patent**  
**Iijima**

(10) **Patent No.:** **US D734,462 S**  
(45) **Date of Patent:** **\*\* Jul. 14, 2015**

(54) **GUIDE MEMBER FOR A DENTAL DRILL**

(71) Applicant: **Medical Corporation IT**, Chiba (JP)

(72) Inventor: **Toshikazu Iijima**, Chiba (JP)

(73) Assignee: **MEDICAL CORPORATION IT**,  
Chiba (JP)

(\*\*) Term: **14 Years**

(21) Appl. No.: **29/482,326**

(22) Filed: **Feb. 18, 2014**

(30) **Foreign Application Priority Data**

Aug. 20, 2013 (JP) ..... 2013-18971

(51) **LOC (10) Cl.** ..... **24-02**

(52) **U.S. Cl.**  
USPC ..... **D24/152**

(58) **Field of Classification Search**  
USPC ..... D24/152, 155-156, 176, 133, 140,  
D24/146-147; D8/9, 20, 349, 354, 382,  
D8/387, 397, 499, 70; D15/139; 403/331,  
403/381; 407/42, 110, 114, 57-59; 81/52,  
81/459; 606/80, 96; 433/82, 126, 72, 114,  
433/158, 161, 165, 173

See application file for complete search history.

(56) **References Cited**

U.S. PATENT DOCUMENTS

5,350,301	A *	9/1994	De Buck	.....	433/173
5,823,720	A *	10/1998	Moore	.....	408/204
D416,267	S *	11/1999	Reilly	.....	D15/139
6,739,872	B1 *	5/2004	Turri	.....	433/165
D627,807	S *	11/2010	Tosti	.....	D15/139
D642,548	S *	8/2011	Bowen, III	.....	D8/382
2012/0178043	A1 *	7/2012	Haber	.....	433/165

\* cited by examiner

*Primary Examiner* — Wan Laymon

(74) *Attorney, Agent, or Firm* — Snell & Wilmer L.L.P.

(57) **CLAIM**

The ornamental design for a guide member for a dental drill, as shown and described.

**DESCRIPTION**

FIG. 1 is a front view of the guide member for a dental drill. FIG. 2 is a top view thereof.

FIG. 3 is a bottom view thereof; and, FIG. 4 is a reference view showing that claimed article is used in combination with the dental drill.

If present, dotted lines shown in the accompanying drawings are intended to illustrate environmental features not necessarily intended to be a part of the claimed drawing in the figures in which they appear.

**1 Claim, 1 Drawing Sheet**

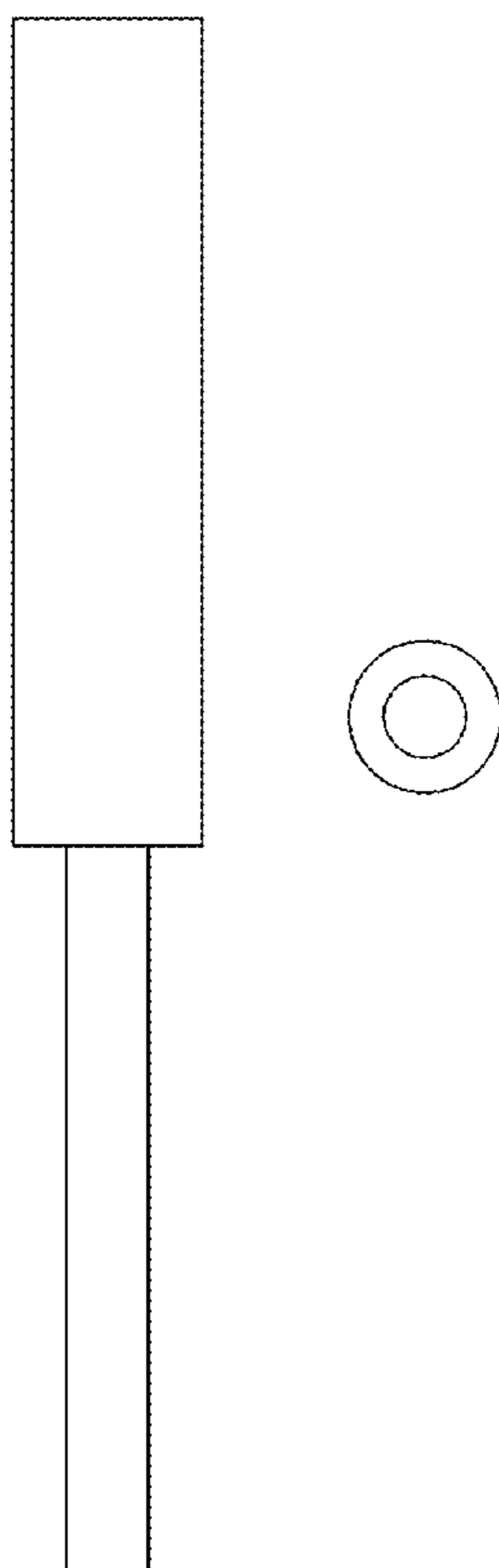


Fig. 1

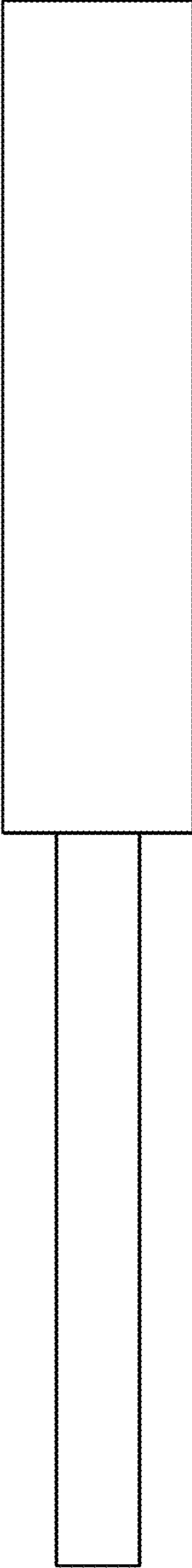


Fig. 2




Fig. 3

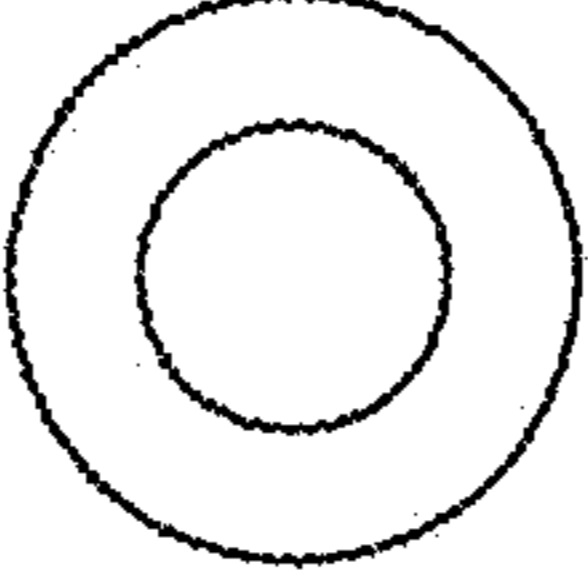


Fig. 4

