



US00D734436S

(12) **United States Design Patent**
Raether

(10) **Patent No.:** **US D734,436 S**
(45) **Date of Patent:** **** Jul. 14, 2015**

(54) **CIRCULAR FILTER END CAP WITH ALIGNMENT FEATURES**

(71) Applicant: **Donaldson Company, Inc.**,
Bloomington, MN (US)

(72) Inventor: **Thomas D. Raether**, St. Louis Park, MN
(US)

(73) Assignee: **Donaldson Company, Inc.**,
Bloomington, MN (US)

4,072,484 A	2/1978	Carre
4,187,091 A	2/1980	Durre et al.
4,343,632 A	8/1982	Margraf
4,345,924 A	8/1982	Margraf
4,395,269 A	7/1983	Schuler
4,415,343 A	11/1983	Margraf
4,496,377 A	1/1985	Margraf
4,504,293 A	3/1985	Gillingham et al.
D283,621 S	4/1986	Gauer et al.
4,661,131 A	4/1987	Howeth
4,746,339 A	5/1988	Millard
4,968,424 A	11/1990	Plaisier

(Continued)

(**) Term: **14 Years**

(21) Appl. No.: **29/482,755**

(22) Filed: **Feb. 21, 2014**

(51) **LOC (10) Cl.** **23-01**

(52) **U.S. Cl.**
USPC **D23/259**

(58) **Field of Classification Search**
USPC D23/259-269, 386; D8/352, 354, 399;
411/531

See application file for complete search history.

(56) **References Cited**

U.S. PATENT DOCUMENTS

D32,492 S *	4/1900	Dickason et al.	D8/399
D32,696 S *	5/1900	Merwarth et al.	D23/269
D32,960 S *	7/1900	Naery et al.	D23/269
D35,064 S *	9/1901	Pulcifer et al.	D23/269
2,072,906 A	3/1937	Rosenberger		
2,952,332 A	9/1960	Metro		
3,131,044 A	4/1964	Springer		
3,327,458 A	6/1967	Auckland		
3,421,295 A	1/1969	Swift et al.		
3,475,884 A	11/1969	Kulzer		
3,495,496 A *	2/1970	Keim	411/539
3,524,304 A	8/1970	Wittemeier et al.		
3,830,042 A	8/1974	MacDonnell		
3,891,418 A	6/1975	Burger et al.		

OTHER PUBLICATIONS

Gasket Circular, Engine Accessories, Engine Components, peterbiltparts.com, Searched Oct. 20, 2014, <http://www.peterbiltparts.com/engine-components/engine-parts-and-accessories/engine-accessories/2866636cum/>.*

Primary Examiner — John Windmuller

Assistant Examiner — Steven Czyz

(74) *Attorney, Agent, or Firm* — Muetting Raasch & Gebhardt, P.A.

(57) **CLAIM**

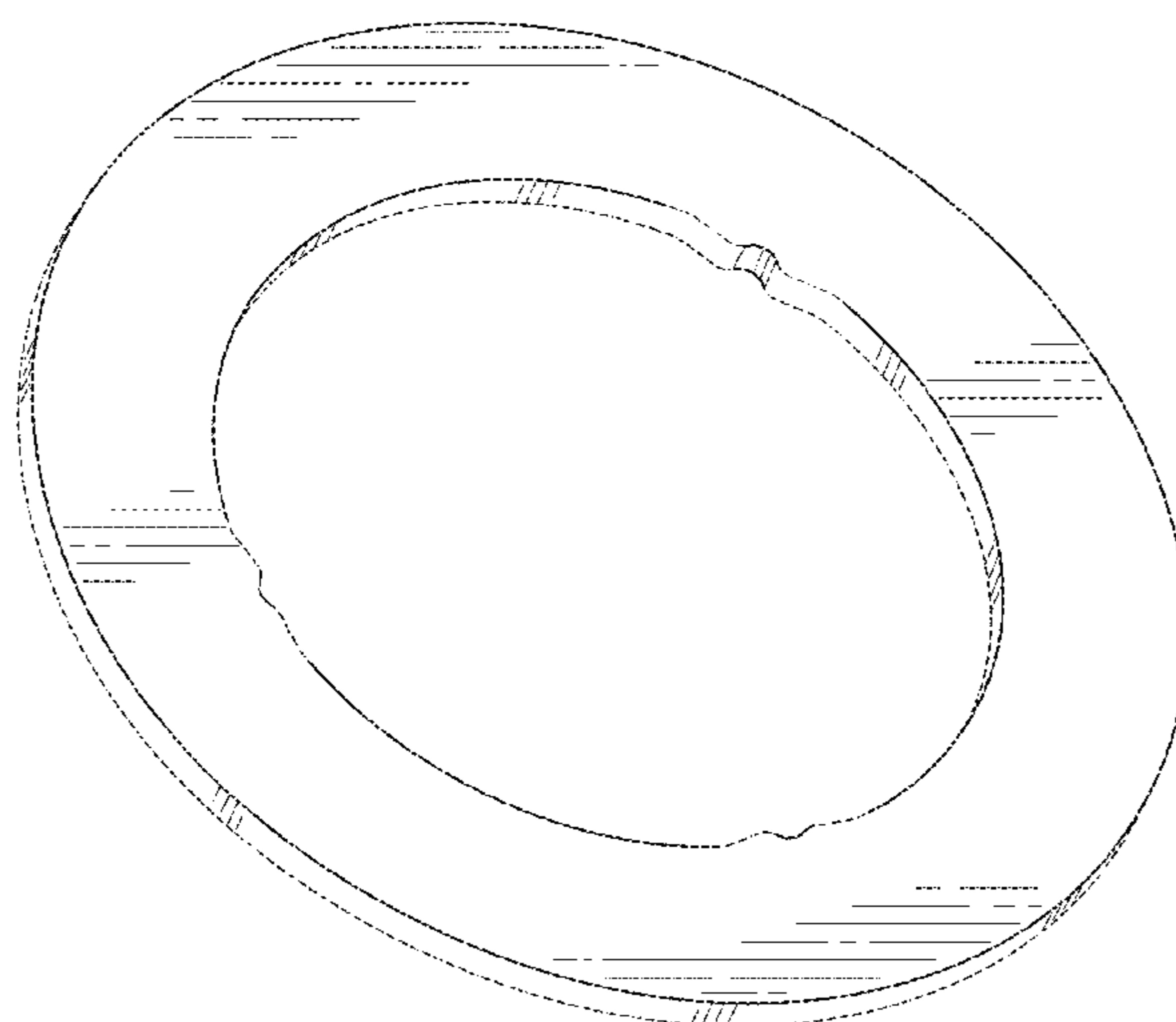
The ornamental design for a circular filter end cap with alignment features, as shown and described.

DESCRIPTION

FIG. 1 is a front perspective view of a circular filter end cap with alignment features of the claimed design; FIG. 2 is a rear perspective view of the end cap of FIG. 1; FIG. 3 is a front view of the end cap of FIG. 1; FIG. 4 is a rear view of the end cap of FIG. 1; and, FIG. 5 is a cross-sectional view of the end cap of FIG. 1 taken along line 5-5 in FIG. 4.

The broken lines in the figures do not form a part of the claimed design.

1 Claim, 5 Drawing Sheets



(56)

References Cited

U.S. PATENT DOCUMENTS

5,062,867 A 11/1991 Klimczak
 5,074,896 A 12/1991 Baert et al.
 5,173,098 A 12/1992 Pipkorn
 5,238,474 A 8/1993 Kahlbaugh et al.
 5,562,746 A 10/1996 Raether
 5,730,766 A 3/1998 Clements
 D417,268 S 11/1999 Gillingham
 D421,649 S 3/2000 Cappuyns
 D438,214 S 2/2001 Gieseke et al.
 6,364,921 B1 4/2002 Raether et al.
 6,368,388 B1 4/2002 Kosmider et al.
 6,387,162 B1 5/2002 Kosmider et al.
 6,485,544 B1 11/2002 Ziske
 D466,597 S * 12/2002 Carr D23/329
 D471,623 S 3/2003 Gieseke et al.

D499,177 S 11/2004 Kosmider et al.
 D515,675 S * 2/2006 Tremoulet et al. D23/269
 D529,145 S * 9/2006 Wortmann et al. D23/269
 D536,071 S * 1/2007 Wortmann et al. D23/269
 D593,641 S * 6/2009 Plank et al. D23/259
 D602,349 S * 10/2009 Andersson D8/399
 D603,942 S * 11/2009 Webb D23/269
 D614,271 S * 4/2010 Weston D23/269
 D631,948 S * 2/2011 Yoshida et al. D23/269
 D633,183 S * 2/2011 Heintzman D23/269
 D638,522 S * 5/2011 Yoshida et al. D23/269
 D647,181 S * 10/2011 Kovach D23/259
 D655,401 S * 3/2012 Muramatsu D23/269
 D659,529 S * 5/2012 Ojanen et al. D8/399
 8,317,890 B2 11/2012 Raether et al.
 D687,932 S * 8/2013 Henry D23/269
 D699,328 S * 2/2014 Haynes D23/269

* cited by examiner

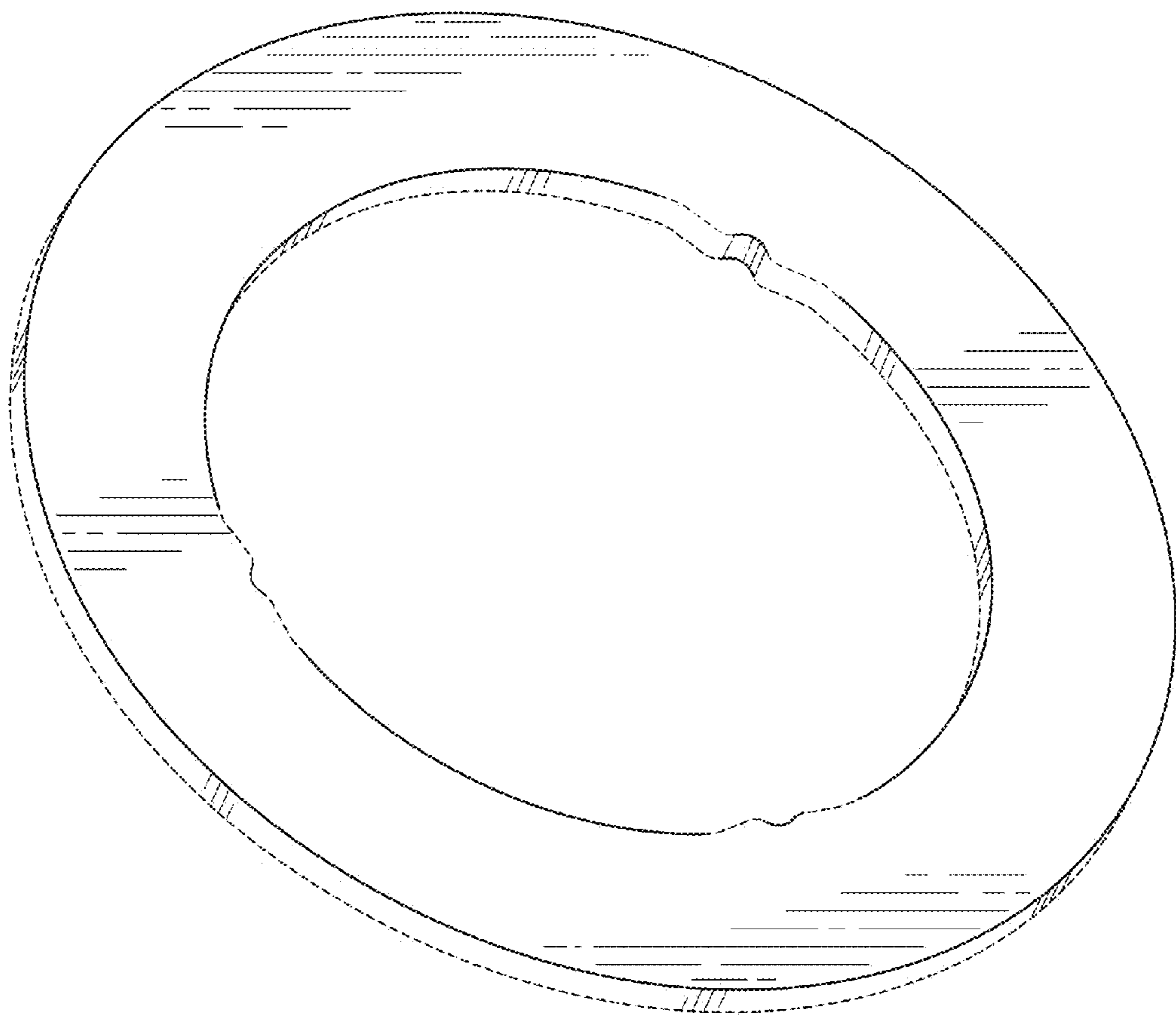


FIG. 1

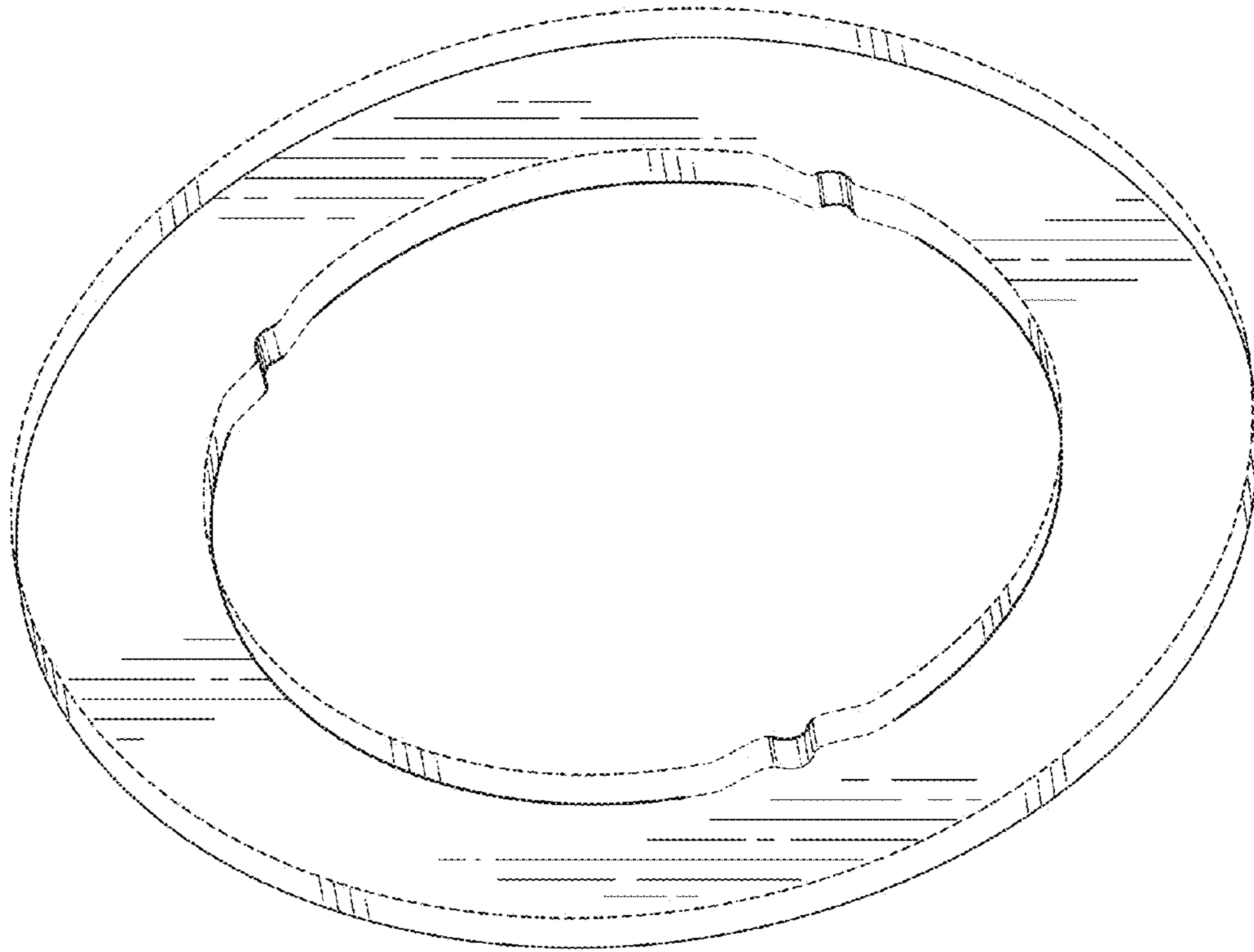


FIG. 2

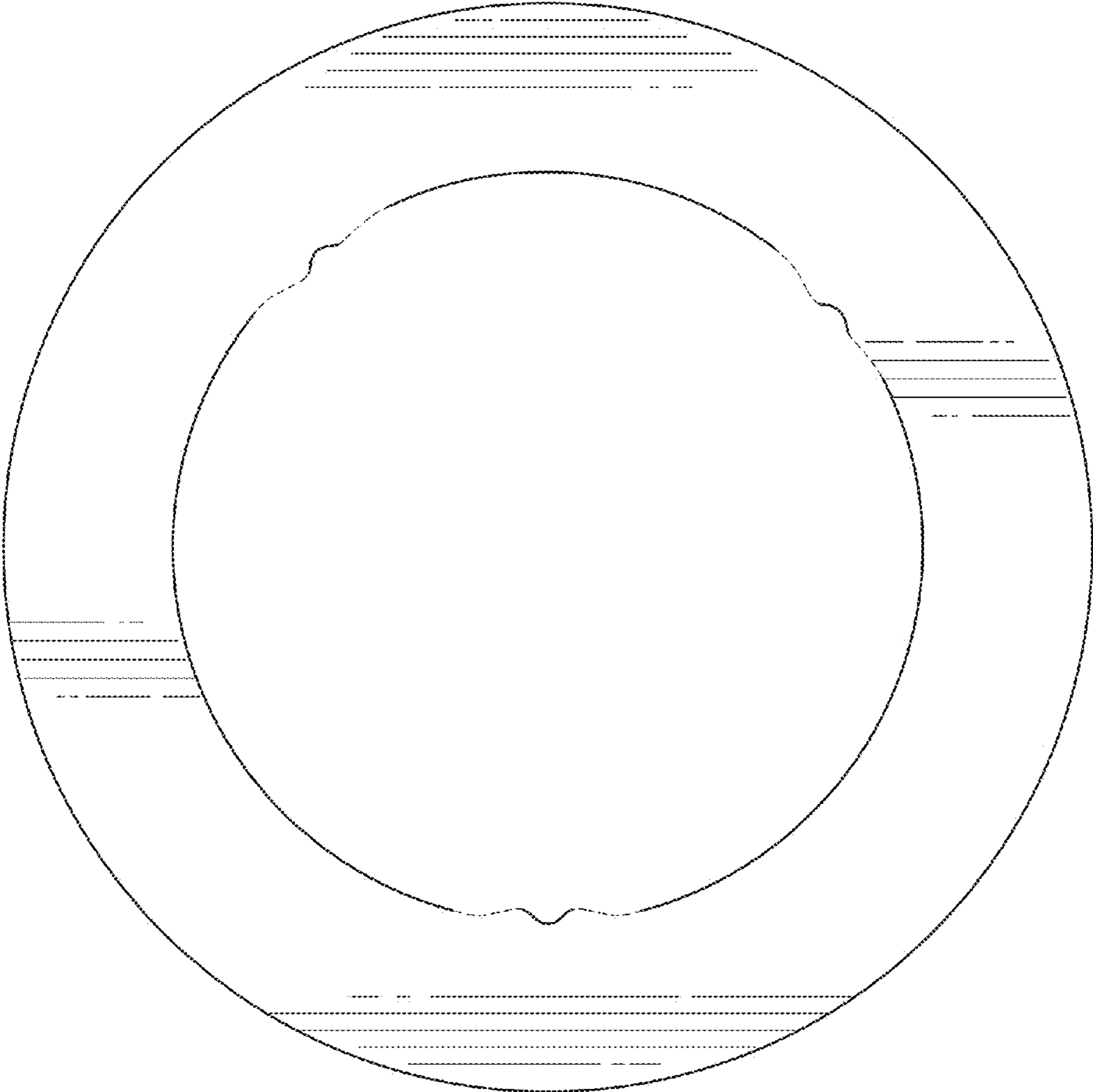


FIG. 3

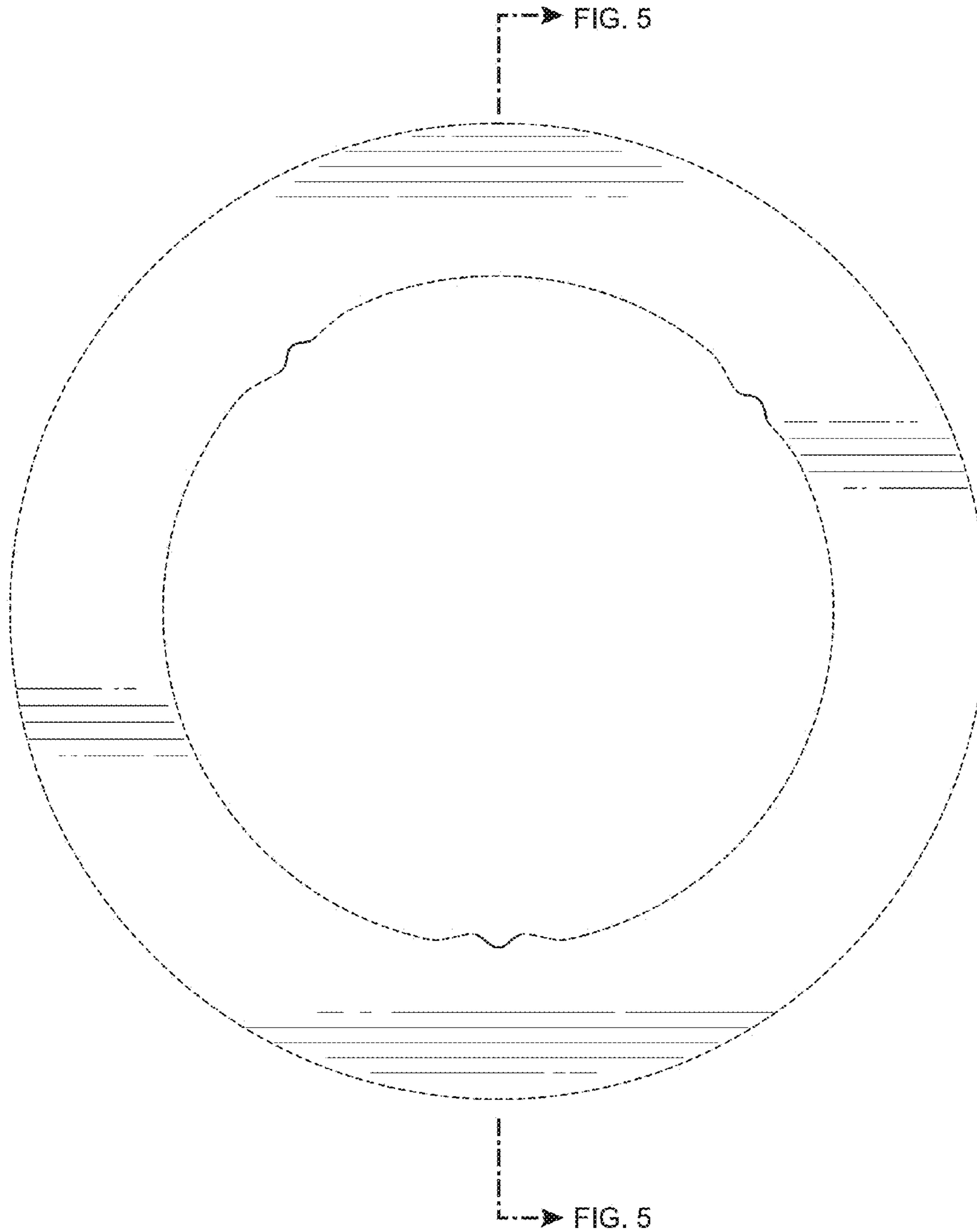


FIG. 4



FIG. 5